186	
H	391.5
–	FCB
–	–
–	–

E	
–	–
–	–
–	ID
200	CO/–

188	
H	436.5
–	FCB
–	–
–	–

E	
–	–
–	–
–	DD
200	CO/–

190	
H	486
–	FCB
–	–
–	–

E	
–	–
–	–
–	ID
200	CO/–

192	
H	531
–	FCB
–	–
–	–

E	
–	–
–	–
–	DD
200	CO/–

194	
H	576
–	FCB
–	–
–	–

E	
–	–
–	–
–	ID
200	CO/–

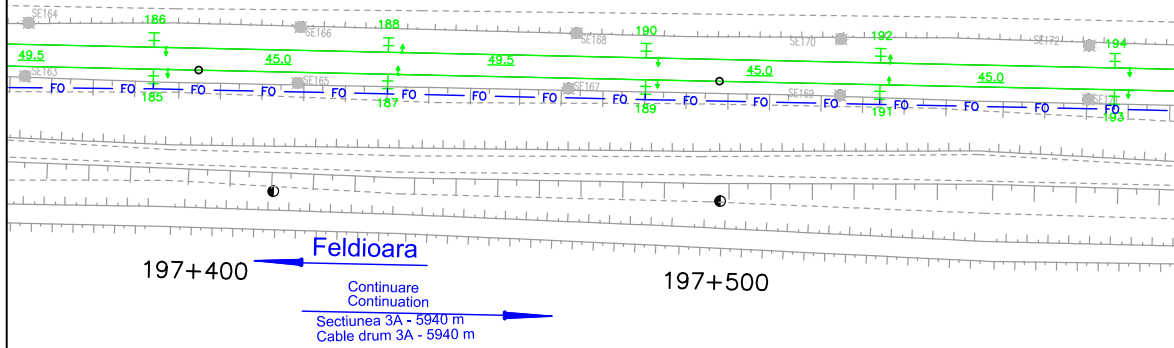
SE164
186
188
190
192
194
49.5
45.0
49.5
45.0
45.0
SE163
SE165
SE166
SE167
SE168
SE169
SE170
FO
185
187
189
191
193
197+400
197+500

Feldioara

Continuare
Continuation
Sectiunea 3A - 5940 m
Cable drum 3A - 5940 m

185	
H	391.5
–	FCB
–	–
–	–

E	
–	–
–	–
–	DD
200	CO/–

187	
H	436.5
–	FCB
–	–
–	–

E	
–	–
–	–
–	ID
200	CO/–

189	
H	486
–	FCB
–	–
–	–

E	
–	–
–	–
–	DD
200	CO/–

191	
H	531
–	FCB
–	–
–	–

E	
–	–
–	–
–	ID
200	CO/–

193	
H	576
–	FCB
–	–
–	–

E	
–	–
–	–
–	DD
200	CO/–

196	
H	621
–	FCB
–	–
–	–

E	
–	–
–	–
–	DD
200	CO/–

198	
H	666
–	FCB
–	–
–	–

E	
–	–
–	–
–	ID
200	CO/–

200	
H	706.5
–	FCB
–	–
–	–

E	
–	–
–	–
–	DD
200	CO/–

202	
H	747
–	FCB
–	–
–	–

E	
–	–
–	–
–	ID
200	CO/–

204	
H	792
–	FCB
–	–
–	–

E	
–	–
–	–
–	DD
200	CO/–

206	
H	832.5
–	FCB
–	–
–	–

E	
–	–
–	–
–	ID
200	CO/–

208	
H	873
–	FCB
–	–
–	–

E	
–	–
–	–
–	DD
200	CO/–

210	
H	918
–	FCB
–	–
–	–

E	
–	–
–	–
–	ID
200	CO/–

212	
H	958.5
–	FCB
–	–
–	–

E	
–	–
–	–
–	DD
200	CO/–

214	
H	003.5
–	FCB
–	–
–	–

E	
–	–
–	–
–	ID
200	CO/–

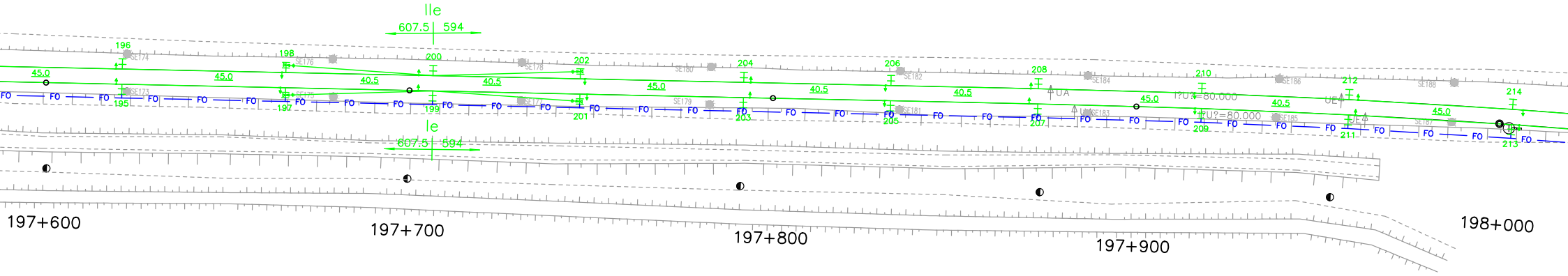
Ile
607.5
594
le
607.5
594
196
198
200
202
204
206
208
210
212
214
195
197
199
201
203
205
207
209
211
213
45.0
40.5
FO
SE174
SE176
SE178
SE180
SE182
SE184
SE186
SE188
SE173
SE175
SE177
SE179
SE181
SE183
SE185
SE187
UA
UE
U?=80.000
197+600
197+700
197+800
197+900
198+000

195	
H	621
–	FCB
–	–
–	–

E	
–	–
–	–
–	ID
200	CO/–

197	
H	666
–	FCB
–	–
–	–

E	
–	–
–	–
–	DD
200	CO/–

199	
H	706.5
–	FCB
–	–
–	–

E	
–	–
–	–
–	ID
200	CO/–

201	
H	747
–	FCB
–	–
–	–

E	
–	–
–	–
–	DD
200	CO/–

203	
H	792
–	FCB
–	–
–	–

E	
–	–
–	–
–	ID
200	CO/–

205	
H	832.5
–	FCB
–	–
–	–

E	
–	–
–	–
–	DD
200	CO/–

207	
H	873
–	FCB
–	–
–	–

E	
–	–
–	–
–	ID
200	CO/–

209	
H	918
–	FCB
–	–
–	–

E	
–	–
–	–
–	DD
200	CO/–

211	
H	958.5
–	FCB
–	–
–	–

E	
–	–
–	–
–	ID
200	CO/–

213	
H	003.5
–	FCB
–	–
–	–

E	
–	–
–	–
–	DD
200	CO/–

216	
H	044
–	FCB
–	–
–	–

E	
–	–
–	–
–	DD
200	CO/–

218	
H	084.5
–	FCB
–	–
–	–

E	
–	–
–	–
–	ID
200	CO/–

220	
H	129.5
–	FCB
–	–
–	–

E	
–	–
–	–
–	DD
200	CO/–

222	
H	170
–	FCB
–	–
–	–

E1	
–	–
–	–
–	A
0	CO/–

E2	
–	–
–	–
–	ID
–	CO/–

224	
H	214.5
–	FCB
–	–
–	–

E1	
–	–
–	–
–	DD
200	CO/–

E2	
–	–
–	–
–	ID
200	CO/–

Ax pod metalic D=6.40m
km 198+043.46

226	
H	255
–	FCB
–	–
–	–

E1	
–	–
–	–
–	A
0	CO/–

E2	
–	–
–	–
–	DD
200	CO/–

228	
H	300
–	FCB
–	–
–	–

E	
–	–
–	–
–	ID
200	CO/–

230	
H	345
–	FCB
–	–
–	–

E	
–	–
–	–
–	DD
200	CO/–

232	
H	390
–	FCB
–	–
–	–

E	
–	–
–	–
–	ID
200	CO/–

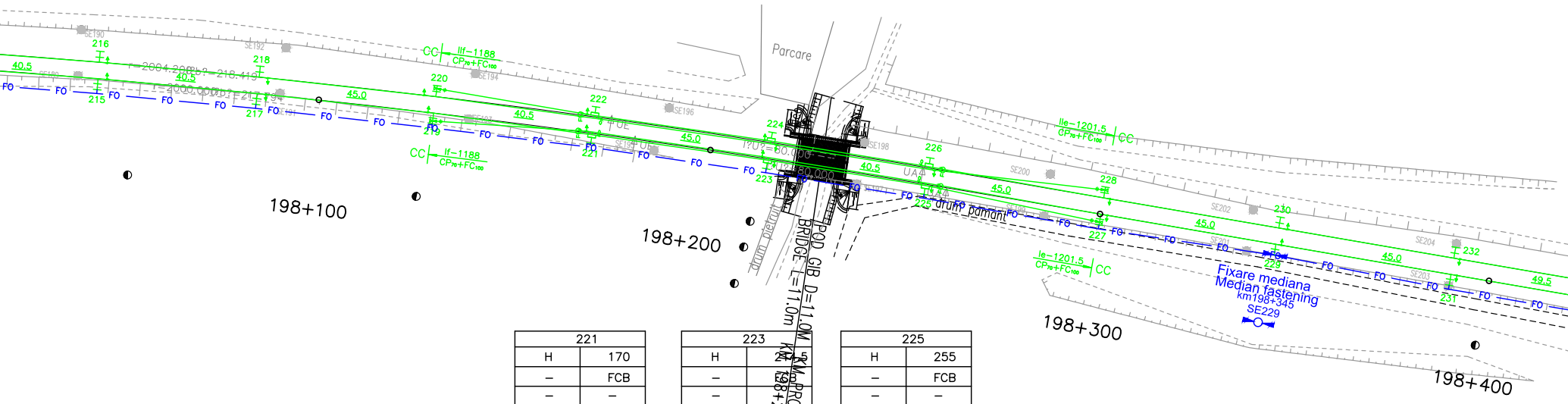
Parcare
198+100
198+200
198+300
198+400
POD GIB D=11.0M
BRIDGE L=11.0m
KM PROIECTAT 198+228.43
drum pietruit
drum pamant
Fixare mediana
Median fastening
km198+345
SE229
CC
IIf-1188
CP70+FC100
IIe-1201.5
Ie-1201.5
If-1188
40.5
45.0
49.5
FO
UA4
215
216
217
218
219
220
221
222
223
224
225
226
227
228
229
230
231
232

221	
H	170
–	FCB
–	–
–	–

E1	
–	–
–	–
–	A
0	CO/–

E2	
–	–
–	–
–	ID
200	CO/–

223	
H	214.5
–	FCB
–	–
–	–

E1	
–	–
–	–
–	DD
200	CO/–

E2	
–	–
–	–
–	ID
200	CO/–

225	
H	255
–	FCB
–	–
–	–

E1	
–	–
–	–
–	A
0	CO/–

E2	
–	–
–	–
–	ID
200	CO/–

215	
H	044
–	FCB
–	–
–	–

E	
–	–
–	–
–	ID
200	CO/–

217	
H	084.5
–	FCB
–	–
–	–

E	
–	–
–	–
–	DD
200	CO/–

219	
H	129.5
–	FCB
–	–
–	–

E	
–	–
–	–
–	ID
200	CO/–

227	
H	300
–	FCB
–	–
–	–

E	
–	–
–	–
–	DD
200	CO/–

229	
H	345
–	FCB
–	–
–	–

E	
–	–
–	–
–	ID
200	CO/–

231	
H	390
–	FCB
–	–
–	–

E	
–	–
–	–
–	DD
200	CO/–

234		236		238		240		242		244		246		248		250	
H	439.5	H	484.5	H	529.5	H	579.5	H	624	H	669	H	718.5	H	763.5	H	808.5
–	FCB	–	FCB	–	FCB	–	FCB	–	FCB	–	FCB	–	FCB	–	FCB	–	FCB
–	–	–	–	–	–	–	–	–	–	–	–	–	–	–	–	–	–
–	–	–	–	–	–	–	–	–	–	–	–	–	–	–	–	–	–

E		E		E		E		E		E		E		E		E	
–	–	–	–	–	–	–	–	–	–	–	–	–	–	–	–	–	–
–	–	–	–	–	–	–	–	–	–	–	–	–	–	–	–	–	–
–	DD	–	ID	–	DD	–	ID	–	DD	–	ID	–	DD	–	ID	–	DD
200	CO/–	200	CO/–	200	CO/–	200	CO/–	200	CO/–	200	CO/–	200	CO/–	200	CO/–	200	CO/–

Ax pod metalic D=5.90m
km 198+325.22

Ax cladire calatori Halta Vadu Rosu
km 198+494.60

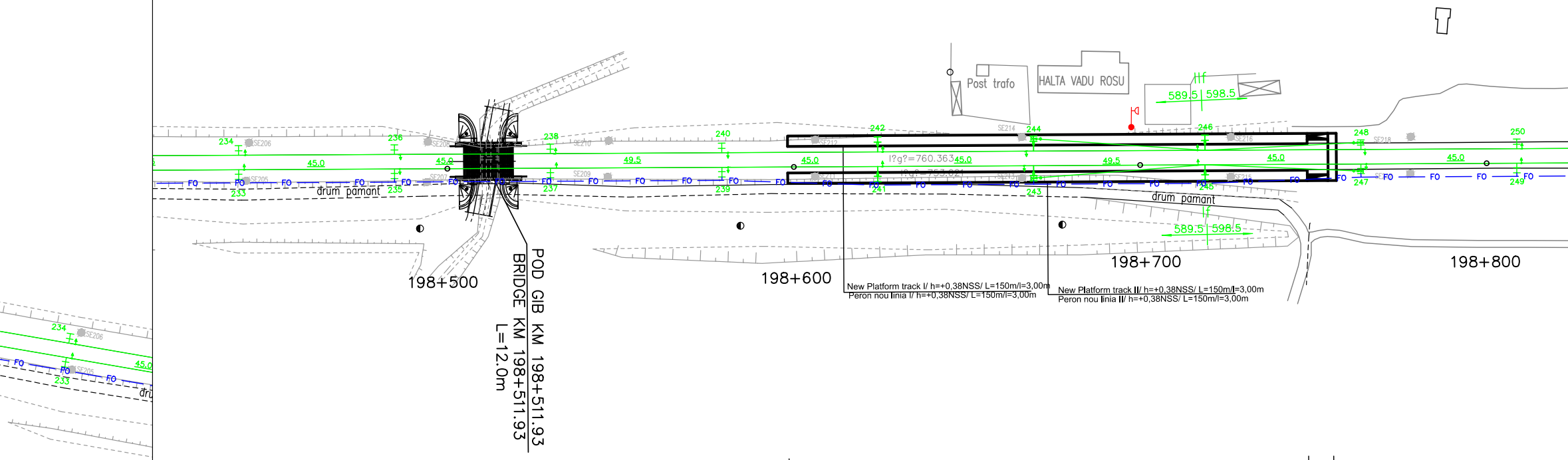
Post trafo
HALTA VADU ROSU
589.5 | 598.5
234
236
238
240
242
244
246
248
250
233
235
237
239
241
243
245
247
249
SE206
SE205
SE208
SE207
SE210
SE209
SE212
SE214
SE216
SE218
45.0
49.5
FO
drum pamant
l?g?=760.363
POD GIB KM 198+511.93
BRIDGE KM 198+511.93
L=12.0m
198+500
198+600
198+700
198+800
New Platform track I/ h=+0,38NSS/ L=150m/l=3,00m
Peron nou linia I/ h=+0,38NSS/ L=150m/l=3,00m
New Platform track II/ h=+0,38NSS/ L=150m/l=3,00m
Peron nou linia II/ h=+0,38NSS/ L=150m/l=3,00m

Capat peron liniile I-II
Platform limit tracks I-II
Km198+600

Capat peron liniile I-II
Platform limit tracks I-II
Km 98+750

Ax tercere la nivel petona
Pedestrian cross level ax
Km 98+757.2

233		235		237		239		241		243		245		247		249	
H	439.5	H	484.5	H	529.5	H	579.5	H	624	H	669	H	718.5		763.5	H	808.5
–	FCB	–	FCB	–	FCB	–	FCB	–	FCB	–	FCB	–	FCB		FCB	–	FCB
–	–	–	–	–	–	–	–	–	–	–	–	–	–		–	–	–
–	–	–	–	–	–	–	–	–	–	–	–	–	–		–	–	–

E		E		E		E		E		E		E		E		E	
–	–	–	–	–	–	–	–	–	–	–	–	–	–	–	–	–	–
–	–	–	–	–	–	–	–	–	–	–	–	–	–	–	–	–	–
–	ID	–	DD	–	ID	–	DD	–	ID	–	DD	–	ID	–	DD	–	ID
200	CO/–	200	CO/–	200	CO/–	200	CO/–	200	CO/–	200	CO/–	200	CO/–	200	CO/–	200	CO/–

252	
H	849
–	FCB
–	–
–	–

E	
–	–
–	–
–	ID
200	CO/–

254	
H	894
–	FCB
–	–
–	–

E	
–	–
–	–
–	DD
200	CO/–

256	
H	939
–	FCB
–	–
–	–

E	
–	–
–	–
–	ID
200	CO/–

258	
H	979
–	FCB
–	–
–	–

E	
–	–
–	–
–	DD
200	CO/–

260	
H	024.5
–	FCB
–	–
–	–

E	
–	–
–	–
–	ID
200	CO/–

262	
H	065
–	FCB
–	–
–	–

E	
–	–
–	–
–	DD
200	CO/–

264	
H	105.5
–	FCB
–	–
–	–

E	
–	–
–	–
–	ID
200	CO/–

266	
H	151
–	FCB
–	–
–	–

E	
–	–
–	–
–	DD
200	CO/–

268	
H	191.5
–	FCB
–	–
–	–

E1	
–	–
–	–
–	A
0	CO/–

E2	
–	–
–	–
–	ID
200	CO/–

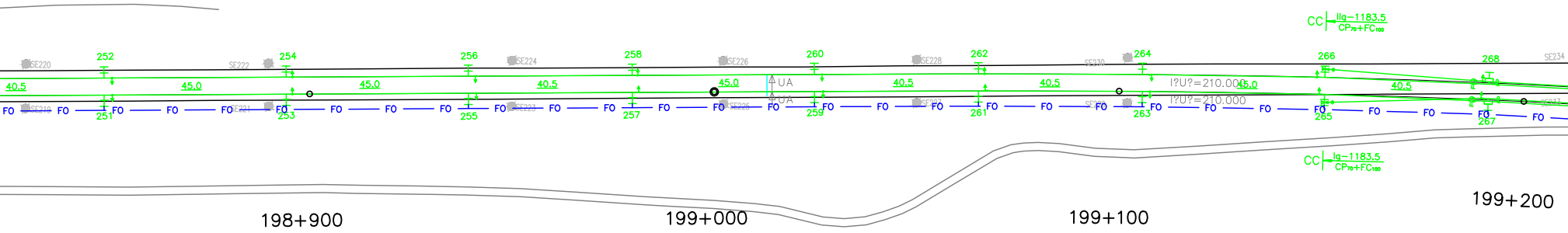
CC llg–1183.5 $CP_{70}+FC_{100}$
SE220
252
SE222
254
256
SE224
258
SE226
260
SE228
262
SE230
264
266
268
SE234
40.5
45.0
45.0
40.5
45.0
UA
UA
40.5
40.5
I?U?=210.000
I?U?=210.000
45.0
40.5
FO
SE219
251
SE221
253
255
SE223
257
SE225
259
SE227
261
SE229
263
265
267
SE233
CC lg–1183.5 $CP_{70}+FC_{100}$
198+900
199+000
199+100
199+200

251	
H	849
–	FCB
–	–
–	–

E	
–	–
–	–
–	DD
200	CO/–

253	
H	894
–	FCB
–	–
–	–

E	
–	–
–	–
–	ID
200	CO/–

255	
H	939
–	FCB
–	–
–	–

E	
–	–
–	–
–	DD
200	CO/–

257	
H	979
–	FCB
–	–
–	–

E	
–	–
–	–
–	ID
200	CO/–

259	
H	024.5
–	FCB
–	–
–	–

E	
–	–
–	–
–	DD
–	CO/–

261	
H	065
–	FCB
–	–
–	–

E	
–	–
–	–
–	ID
200	CO/–

263	
H	105.5
–	FCB
–	–
–	–

E	
–	–
–	–
–	DD
200	CO/–

265	
H	151
–	FCB
–	–
–	–

E	
–	–
–	–
–	ID
200	CO/–

267	
H	191.5
–	FCB
–	–
–	–

E1	
–	–
–	–
–	A
0	CO/–

E2	
–	–
–	–
–	DD
200	CO/–

270	
H	231.5
–	FCB
–	–
–	–

E1	
–	–
–	–
200	DD
–	CO/–

E2	
–	–
–	–
200	ID
–	CO/–

272	
H	276.5
–	FCB
–	–
–	–

E1	
–	–
–	–
–	A
0	CO/–

E2	
–	–
–	–
–	DD
200	CO/–

274	
H	317
–	FCB
–	–
–	–

E	
–	–
–	–
–	ID
200	CO/–


Ilf–1188
CP70+FC100
CC
SE236
SE238
270
272
274
SE235
SE237
UE4
40.5
45.0
40.5
45.0
FO
269
271
273
Ilf–1188
CP70+FC100
CC
199+300

269	
H	231.5
–	FCB
–	–
–	–

E1	
–	–
–	–
–	DD
200	CO/–

E2	
–	–
–	–
–	ID
200	CO/–

271	
H	276.5
–	FCB
–	–
–	–

E1	
–	–
–	–
–	A
0	CO/–

E2	
–	–
–	–
–	ID
200	CO/–

273	
H	317
–	FCB
–	–
–	–

E	
–	–
–	–
–	DD
200	CO/–

276	
H	362
–	FCB
–	–
–	–

E	
–	–
–	–
–	DD
200	CO/–

278	
H	402.5
–	FCB
–	–
–	–

E	
–	–
–	–
–	ID
200	CO/–

280	
H	447.5
–	FCB
–	–
–	–

E	
–	–
–	–
–	DD
200	CO/–

282	
H	492.5
–	FCB
–	–
–	–

E	
–	–
–	–
–	ID
200	CO/–

284	
H	533
–	FCB
–	–
–	–

E	
–	–
–	–
–	DD
200	CO/–

286	
H	578
–	FCB
–	–
–	–

E	
–	–
–	–
–	ID
200	CO/–

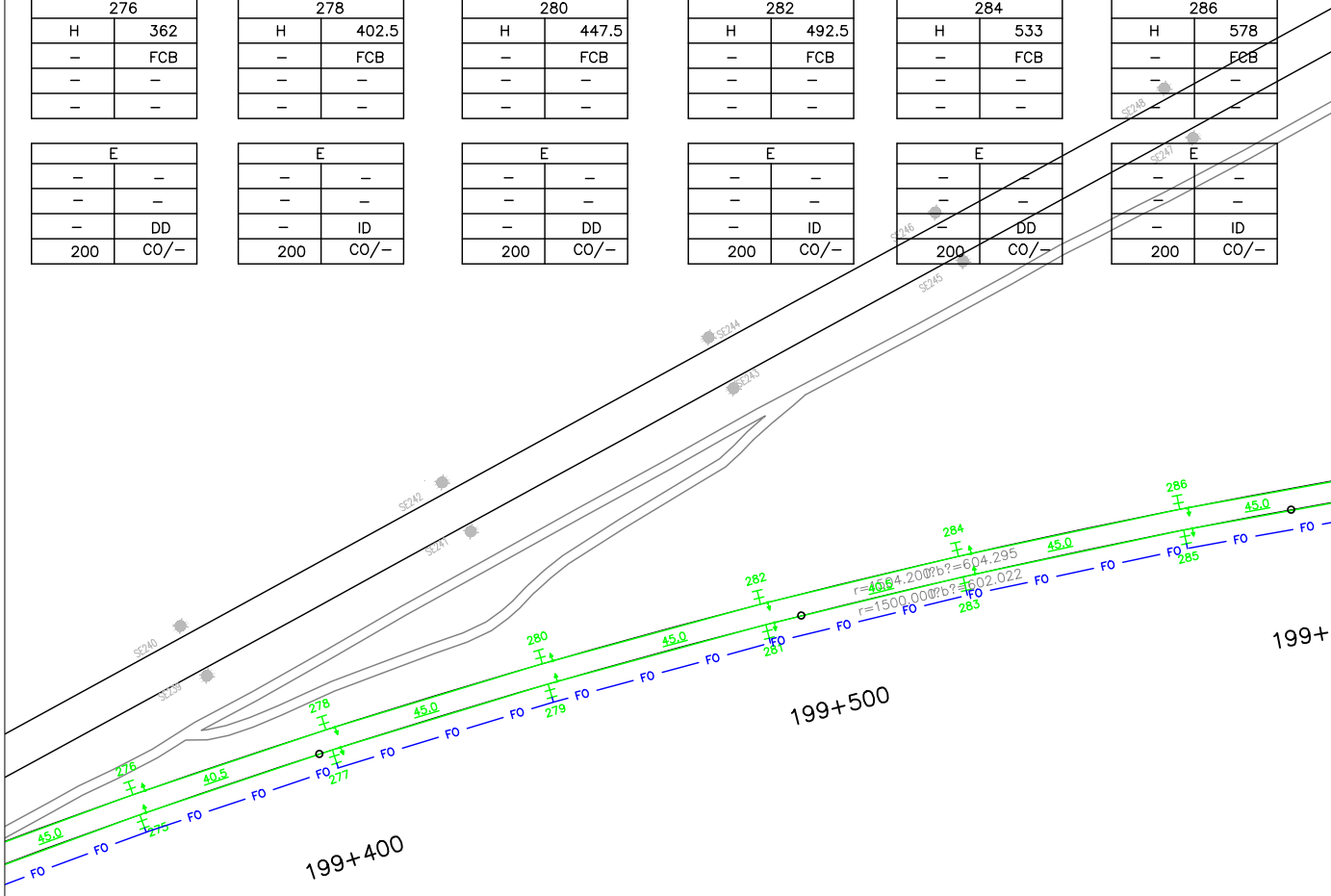
SE240
SE239
SE242
SE241
SE244
SE243
SE246
SE245
SE248
SE247
276
275
278
277
280
279
282
281
284
283
286
285
45.0
40.5
FO
r=604.200?b?=604.295
r=1500.000?b?=602.022
199+400
199+500
199+

275	
H	362
–	FCB
–	–
–	–

E	
–	–
–	–
–	ID
200	CO/–

277	
H	402.5
–	FCB
–	–
–	–

E	
–	–
–	–
–	DD
200	CO/–

279	
H	447.5
–	FCB
–	–
–	–

E	
–	–
–	–
–	ID
200	CO/–

281	
H	492.5
–	FCB
–	–
–	–

E	
–	–
–	–
–	DD
200	CO/–

283	
H	533
–	FCB
–	–
–	–

E	
–	–
–	–
–	ID
200	CO/–

285	
H	578
–	FCB
–	–
–	–

E	
–	–
–	–
–	DD
200	CO/–

288		290		292		294		296		298		300		302		304		306		308
H	623	H	663.5	H	704	H	749	H	789.5	H	830	H	875	H	920	H	970	H	005.5	H
–	FCB	–	FCB	–	FCB	–	FCB	–	FCB	–	FCB	–	FCB	–	FCB	–	FCB	–	FCB	–
–	–	–	–	–	–	–	–	–	–	–	–	–	–	–	–	–	–	–	–	–
–	–	–	–	–	–	–	–	–	–	–	–	–	–	–	–	–	–	–	–	–

E		E		E		E		E		E		E		E		E		E		E
–	–	–	–	–	–	–	–	–	–	–	–	–	–	–	–	–	–	–	–	–
–	–	–	–	–	–	–	–	–	–	–	–	–	–	–	–	–	–	–	–	–
–	DD	–	ID	–	DD	–	ID	–	DD	–	ID	–	DD	–	ID	–	DD	–	ID	–
200	CO/–	200	CO/–	200	CO/–	200	CO/–	200	CO/–	200	CO/–	200	CO/–	200	CO/–	200	CO/–	200	CO/–	200

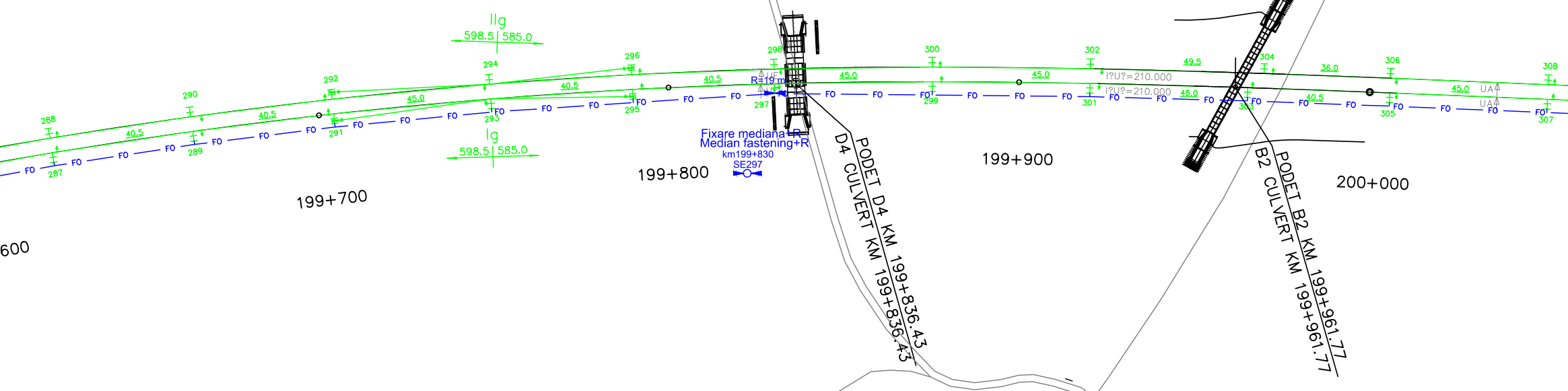
IIg
598.5 | 585.0
Ig
598.5 | 585.0
288
290
292
294
296
298
300
302
304
306
308
287
289
291
293
295
297
299
301
303
305
307
40.5
45.0
40.5
45.0
40.5
45.0
49.5
36.0
45.0
FO
R=19 m
!?U?=210.000
!?U?=210.000
UA
Fixare mediana+R
Median fastening+R
km199+830
SE297
600
199+700
199+800
199+900
200+000
PODET D4 KM 199+836.43
D4 CULVERT KM 199+836.43
PODET B2 KM 199+961.77
B2 CULVERT KM 199+961.77

287		289		291		293		295		297		299		301		303		305		307	
H	623	H	663.5	H	704	H	749	H	789.5	H	830	H	875	H	920	H	965.5	H	005.5	H	050.5
–	FCB	–	FCB	–	FCB	–	FCB	–	FCB	–	FCB	–	FCB	–	FCB	–	FCB	–	FCB	–	FCB
–	–	–	–	–	–	–	–	–	–	–	–	–	–	–	–	–	–	–	–	–	–
–	–	–	–	–	–	–	–	–	–	–	–	–	–	–	–	–	–	–	–	–	–

E		E		E		E		E		E		E		E		E		E		E	
–	–	–	–	–	–	–	–	–	–	–	–	–	–	–	–	–	–	–	–	–	–
–	–	–	–	–	–	–	–	–	–	–	–	–	–	–	–	–	–	–	–	–	–
–	ID	–	DD	–	ID	–	DD	–	ID	–	DD	–	ID	–	DD	–	ID	–	DD	–	ID
200	CO/–	200	CO/–	200	CO/–	200	CO/–	200	CO/–	200	CO/–	200	CO/–	200	CO/–	200	CO/–	200	CO/–	200	CO/–

050.5	
FCB	
–	
–	

–	
–	
DD	
CO/–	

310	
H	095.5
–	FCB
–	–
–	–

E	
–	–
–	–
–	ID
200	CO/–

312	
H	145
–	FCB
–	–
–	–

E	
–	–
–	–
–	DD
200	CO/–

314	
H	190
–	FCB
–	–
–	–

E	
–	–
–	–
–	ID
200	CO/–

316	
H	239.5
–	FCB
–	–
–	–

E1	
–	–
–	–
–	A
0	CO/–

E2	
–	–
–	–
–	DD
200	CO/–

318	
H	284.5
–	FCB
–	–
–	–

E1	
–	–
–	–
–	A
0	CO/–

E2	
–	–
–	–
–	ID
200	CO/–

320	
H	334
–	FCB
–	–
–	–

E	
–	–
–	–
–	DD
200	CO/–

322	
H	379
–	FCB
–	–
–	–

E	
–	–
–	–
–	ID
200	CO/–

324	
H	424
–	FCB
–	–
–	–

E	
–	–
–	–
–	DD
200	CO/–

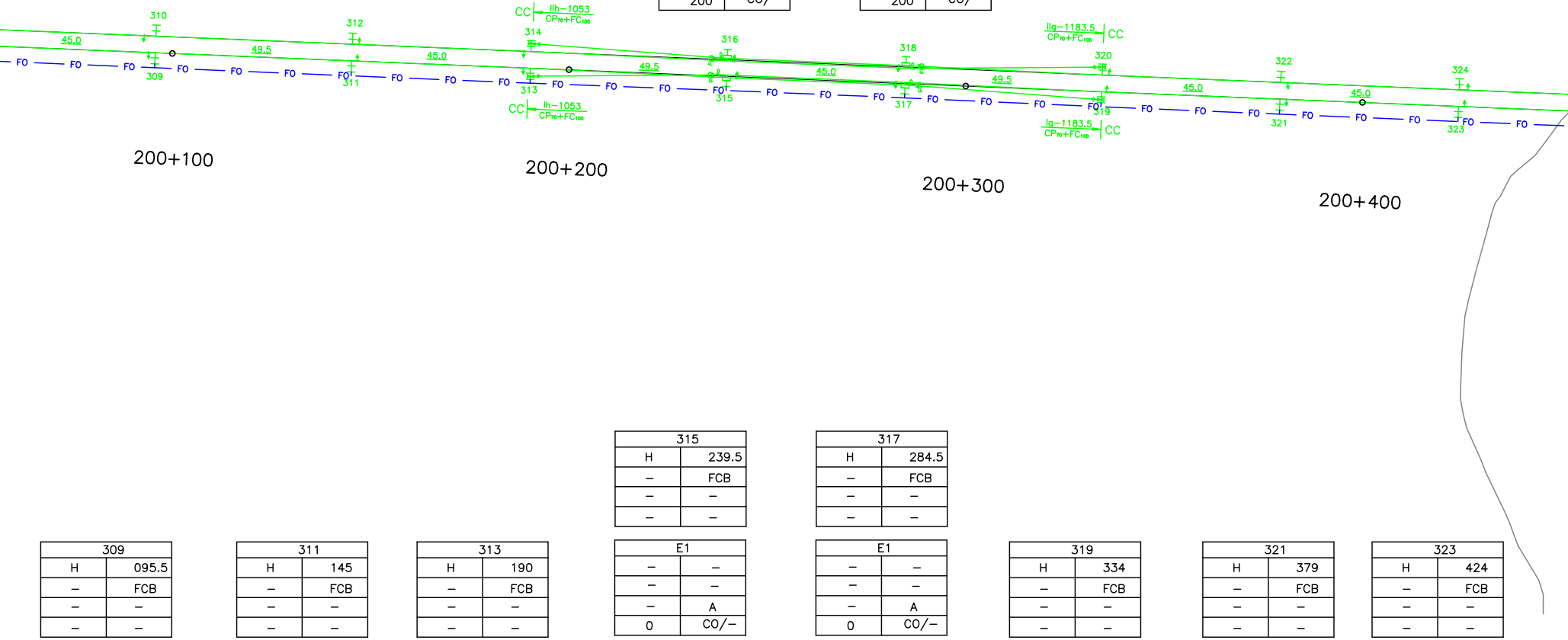
310
312
CC IIh–1053 $CP_{70}+FC_{100}$
314
316
318
IIg–1183.5 $CP_{70}+FC_{100}$ CC
320
322
324
45.0
49.5
45.0
49.5
45.0
49.5
45.0
45.0
FO
309
311
313
315
317
319
321
323
CC Ih–1053 $CP_{70}+FC_{100}$
Ig–1183.5 $CP_{70}+FC_{100}$ CC
200+100
200+200
200+300
200+400

315	
H	239.5
–	FCB
–	–
–	–

E1	
–	–
–	–
–	A
0	CO/–

E2	
–	–
–	–
–	ID
200	CO/–

317	
H	284.5
–	FCB
–	–
–	–

E1	
–	–
–	–
–	A
0	CO/–

E2	
–	–
–	–
–	DD
200	CO/–

309	
H	095.5
–	FCB
–	–
–	–

E	
–	–
–	–
–	DD
200	CO/–

311	
H	145
–	FCB
–	–
–	–

E	
–	–
–	–
–	ID
200	CO/–

313	
H	190
–	FCB
–	–
–	–

E	
–	–
–	–
–	DD
200	CO/–

319	
H	334
–	FCB
–	–
–	–

E	
–	–
–	–
–	ID
200	CO/–

321	
H	379
–	FCB
–	–
–	–

E	
–	–
–	–
–	DD
200	CO/–

323	
H	424
–	FCB
–	–
–	–

E	
–	–
–	–
–	ID
200	CO/–

326	
H	514
–	FCB
–	–
–	–

E	
–	–
–	–
–	ID
200	CO/–

328	
H	559
–	FCB
–	–
–	–

E	
–	–
–	–
–	DD
200	CO/–

330	
H	608.5
–	FCB
–	–
–	–

E	
–	–
–	–
–	ID
200	CO/–

332	
H	658
–	FCB
–	–
–	–

E	
–	–
–	–
–	DD
200	CO/–

334	
H	703
–	FCB
–	–
–	–

E	
–	–
–	–
–	ID
200	CO/–

336	
H	748
–	FCB
–	–
–	–

E	
–	–
–	–
–	DD
200	CO/–

338	
H	793
–	FCB
–	–
–	–

E	
–	–
–	–
–	ID
200	CO/–

340	
H	842.5
–	FCB
–	–
–	–

E	
–	–
–	–
–	DD
200	CO/–

342	
H	887.5
–	FCB
–	–
–	–

E	
–	–
–	–
–	ID
200	CO/–

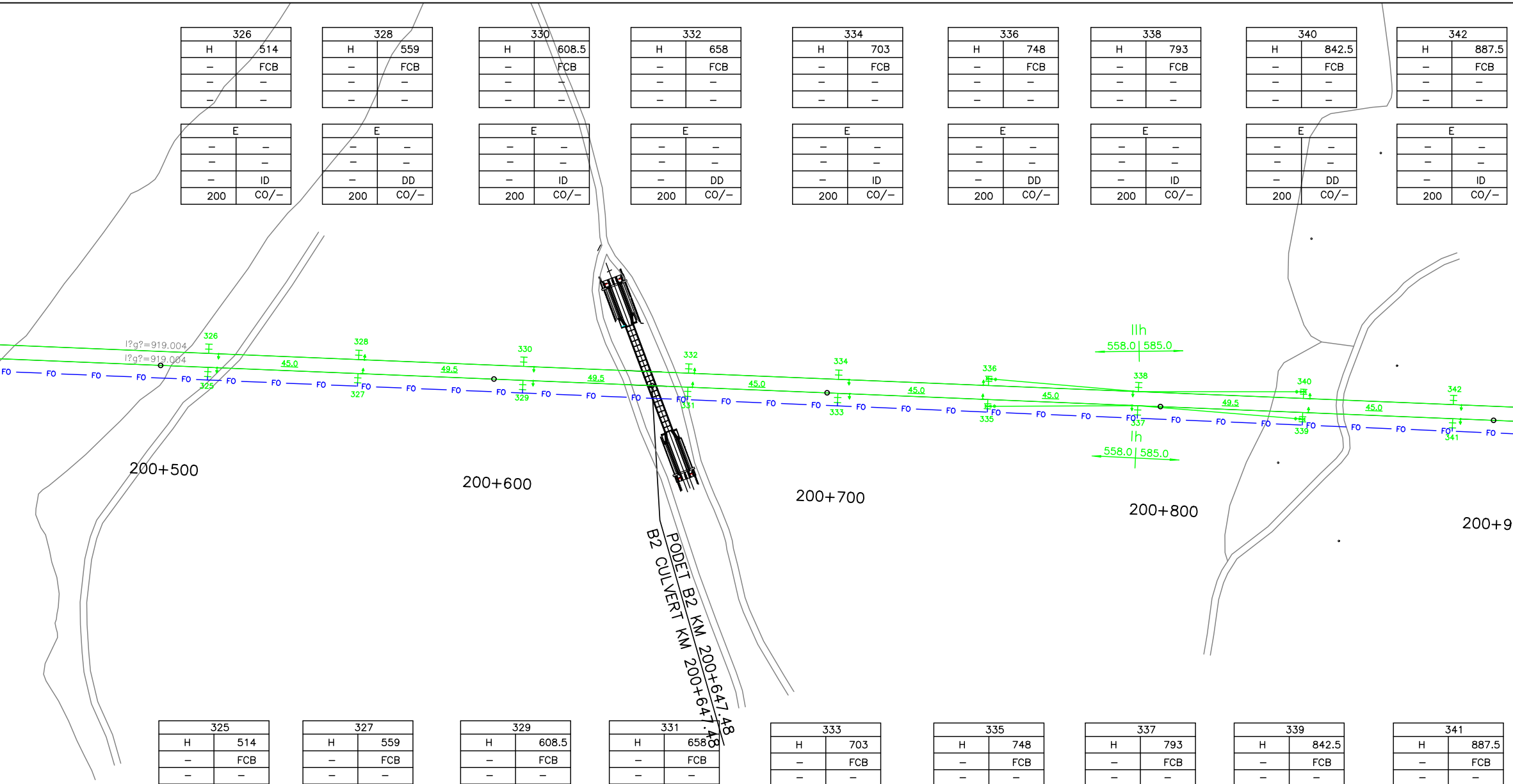
I?g?=919.004
I?g?=919.004
326
325
328
327
330
329
332
331
334
333
336
335
338
337
340
339
342
341
45.0
49.5
49.5
45.0
45.0
45.0
49.5
45.0
IIh
558.0 | 585.0
Ih
558.0 | 585.0
FO
200+500
200+600
200+700
200+800
200+9
PODET B2 KM 200+647.48
B2 CULVERT KM 200+647.48

325	
H	514
–	FCB
–	–
–	–

E	
–	–
–	–
–	DD
200	CO/–

327	
H	559
–	FCB
–	–
–	–

E	
–	–
–	–
–	ID
200	CO/–

329	
H	608.5
–	FCB
–	–
–	–

E	
–	–
–	–
–	DD
200	CO/–

331	
H	658
–	FCB
–	–
–	–

E	
–	–
–	–
–	ID
200	CO/–

333	
H	703
–	FCB
–	–
–	–

E	
–	–
–	–
–	DD
200	CO/–

335	
H	748
–	FCB
–	–
–	–

E	
–	–
–	–
–	ID
200	CO/–

337	
H	793
–	FCB
–	–
–	–

E	
–	–
–	–
–	DD
200	CO/–

339	
H	842.5
–	FCB
–	–
–	–

E	
–	–
–	–
–	ID
200	CO/–

341	
H	887.5
–	FCB
–	–
–	–

E	
–	–
–	–
–	DD
200	CO/–

344	
H	932.5
–	FCB
–	–
–	–

E	
–	–
–	–
–	DD
200	CO/–

346	
H	982
–	FCB
–	–
–	–

E	
–	–
–	–
–	ID
200	CO/–

348	
H	984.0
–	FCB
–	–
–	–

E	
–	–
–	–
–	DD
200	CO/–

350	
H	027
–	FCB
–	–
–	–

E	
–	–
–	–
–	ID
200	CO/–

352	
H	072.5
–	FCB
–	–
–	–

E1	
–	–
–	–
–	A
0	CO/–

E2	
–	–
–	–
–	DD
200	CO/–

354	
H	113
–	FCB
–	–
–	–

E1	
–	–
–	–
–	DD
200	CO/–

E2	
–	–
–	–
–	ID
200	CO/–

356	
H	153
–	FCB
–	–
–	–

E1	
–	–
–	–
–	A
0	CO/–

E2	
–	–
–	–
–	DD
200	CO/–

358	
H	243
–	FCB
–	–
–	–

E	
–	–
–	–
–	ID
200	CO/–

360	
H	288
–	FCB
–	–
–	–

E	
–	–
–	–
–	DD
–	CO/–

CTM	◇
CTM	◇
CT	□
CT	□
CTS	□

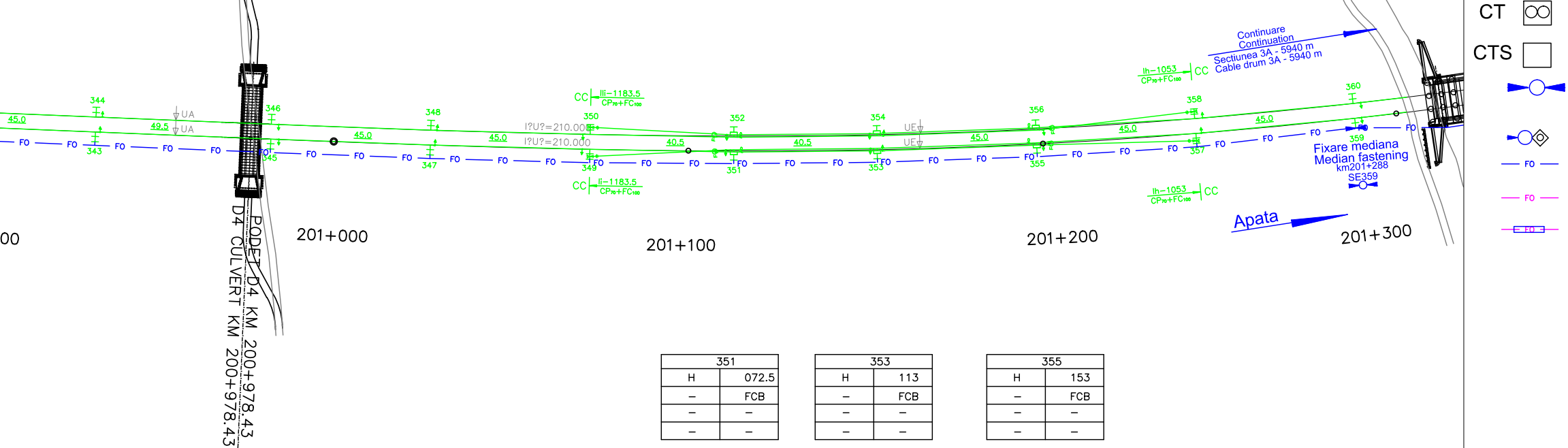

Continuare
Continuation
Sectiunea 3A - 5940 m
Cable drum 3A - 5940 m
Ih–1053
CP70+FC100
CC
III–1183.5
CP70+FC100
CC
344
346
348
350
352
354
356
358
360
343
345
347
349
351
353
355
357
359
45.0
49.5
40.5
UA
UE
I?U?=210.000
FO
Fixare mediana
Median fastening
km201+288
SE359
Apata
00
201+000
201+100
201+200
201+300
PODET D4 KM 200+978.43
D4 CULVERT KM 200+978.43

351	
H	072.5
–	FCB
–	–
–	–

E1	
–	–
–	–
–	A
0	CO/–

E2	
–	–
–	–
–	ID
200	CO/–

353	
H	113
–	FCB
–	–
–	–

E1	
–	–
–	–
–	DD
200	CO/–

E2	
–	–
–	–
–	ID
200	CO/–

355	
H	153
–	FCB
–	–
–	–

E1	
–	–
–	–
–	A
0	CO/–

E2	
–	–
–	–
–	ID
200	CO/–

343	
H	932.5
–	FCB
–	–
–	–

E	
–	–
–	–
–	ID
200	CO/–

345	
H	982
–	FCB
–	–
–	–

E	
–	–
–	–
–	DD
200	CO/–

347	
H	984.0
–	FCB
–	–
–	–

E	
–	–
–	–
–	ID
–	CO/–

349	
H	027
–	FCB
–	–
–	–

E	
–	–
–	–
–	DD
–	CO/–

357	
H	243
–	FCB
–	–
–	–

E	
–	–
–	–
–	DD
200	CO/–

359	
H	288
–	FCB
–	–
–	–

E	
–	–
–	–
–	ID
200	CO/–

LEGENDA
LEGEND

Camereta cu mufa de jonctiune
Handhole with junction box

Camereta cu rezerva
Handhole with cable reserve

Camera de tragere cu mufa de jonctiune
Manhole with junction box

Camera de tragere cu rezerva
Manhole with cable reserve

Camera de tragere speciala pentru subtraversare
Special manhhole for undercrossing

Fixare mediana
Median fastening

Fixare terminala
Terminal fastening

Cablu cu fibre optice aerian
Aerial optical fiber cable

Cablu cu fibre optice subteran
Underground optical fiber cable

Teava PVC Φ 110 mm / canal metalic
PVC pipe Φ 110 mm / metallic chanel

Indice Index	Data Date	Modificare Modification/Revision	Proiectant Designer	Aprobat Consultant Approved Consultant	Aprobat CFR Approved CFR

GUVERNUL ROMANIEI
ROMANIAN GOVERNMENT

PROIECT FINANŢAT DE UNIUNEA EUROPEANĂ
EUROPEAN UNION FINANCED PROJECT

CLIENT / CLIENT

C.N.C.F. "C.F.R." - S.A.

ITALFERR
GRUPPO FERROVIE DELLO STATO
Joint Venture leader

Scott Wilson

OBERMEYER
PLANEN + BERATEN GmbH

TECNIC
Consulting Engineers

CONSULTANT / CONSULTANT

			Data Date	Semnătură Signature
Aprobat Approved	ªef proiect Project manager	R. Liuzza	12.2011	
Aprobat Approved	Coordonator Secþiune 1 Section 1 Coordinator	C. Gambelli	12.2011	
Verificat Checked	Expert Verificator Checking Expert	Pino Amodio	12.2011	

SUBCONTRACTANT / SUBCONTRACTOR

AREX COMPANY

Aprobat Approved	Responsabil Subcontractant Subcontractor Responsible	A.Stanciu - Dinulescu	12.2011	
Întocmit Elaborated	Proiectant Designer	Gabriela Trifan	12.2011	Trifan

Reabilitarea liniei de cale ferata Braşov - Simeria, parte componentă a coridorului IV Pan European,
pentru circulația trenurilor cu viteza maximă de 160 km/h,
Tronsonul : Braşov - Sighişoara
Rehabilitation of the railway line Braşov - Simeria, component Part of the IV Pan-European Corridor,
for the trains circulation with maximum speed of 160 km/h,
Section : Braşov - Sighişoara

Proiect/Project
2004/RO/16/P/PA/003

Faza / Phase:
P.Th. / T.D.

Denumire desen / Drawing Title :

Interval - FELDIOARA- APATA - Section
CABLU CU FIBRE OPTICE (Cablul 1)
Plan de situatie
FIBER OPTIC CABLE (cable 1)
Layout Plan

Codificare / Codification System	Scara / Scale 1:1000	LOT / LOT	Nr. / No 02 / 03

E A 5 1   0 1   E   0 8   L 7   S E   0 2   9   7   0 0 1   1