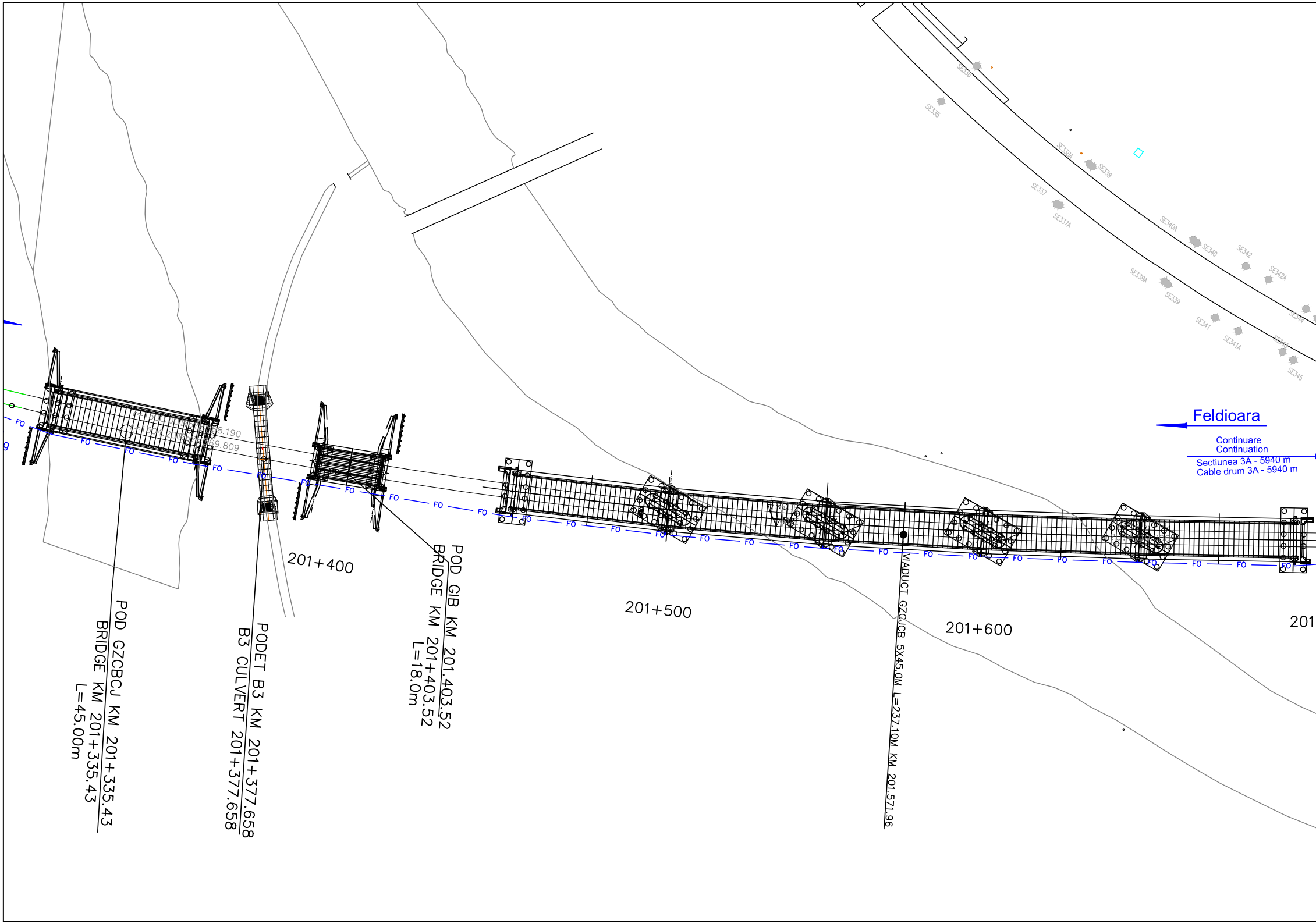
SE336
SE335
SE338A
SE338
SE337
SE337A
SE340A
SE340
SE342
SE342A
SE339A
SE339
SE341
SE341A
SE343
SE344
SE345
Feldioara
Continuare
Continuation
Sectiunea 3A - 5940 m
Cable drum 3A - 5940 m
FO
8.190
9.809
201+400
201+500
201+600
201
POD GZCBCJ KM 201+335.43
BRIDGE KM 201+335.43
L=45.00m
PODET B3 KM 201+377.658
B3 CULVERT 201+377.658
POD GIB KM 201.403.52
BRIDGE KM 201+403.52
L=18.0m
VIADUCT GZCJCB 5X45.0M L=237.10M KM 201.571.96

382	
H	715
–	FCB
–	–
–	–

E	
–	–
–	–
–	DD
200	CO/–

384	
H	756
–	FCB
–	–
–	–

E	
–	–
–	–
–	ID
200	CO/–

386	
H	796.5
–	FCB
–	–
–	–

E	
–	–
–	–
–	DD
200	CO/–

388	
H	841.5
–	FCB
–	–
–	–

E	
–	–
–	–
–	ID
200	CO/–

390	
H	891
–	FCB
–	–
–	–

E	
–	–
–	–
–	DD
200	CO/–

392	
H	936
–	FCB
–	–
–	–

E	
–	–
–	–
–	ID
200	CO/–

394	
H	981
–	FCB
–	–
–	–

E	
–	–
–	–
–	DD
200	CO/–

396	
H	026
–	FCB
–	–
–	–

E	
–	–
–	–
–	ID
200	CO/–

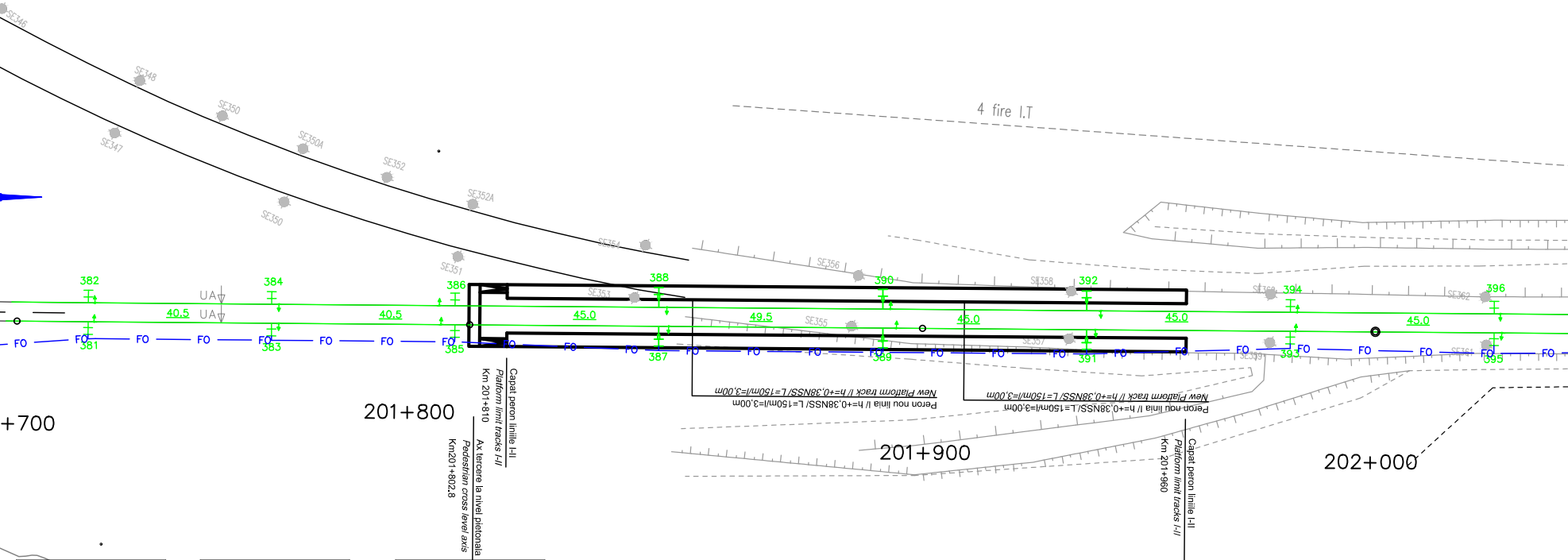
SE346
SE348
SE347
SE350
SE350A
SE352
SE352A
SE350
SE351
SE354
SE353
SE356
SE355
SE358
SE357
SE360
SE359
SE362
SE361
4 fire I.T
382
384
386
388
390
392
394
396
381
383
385
387
389
391
393
395
UA
UA
40.5
40.5
45.0
49.5
45.0
45.0
45.0
FO
+700
201+800
201+900
202+000
Capat peron liniile I-II
Platform limit tracks I-II
Km 201+810
Ax tercere la nivel pietonala
Pedestrian cross level axis
Km201+802.8
New Platform track I/ h=+0,38NSS/ L=150m/ l=3,00m
Peron nou linia I/ h=+0,38NSS/ L=150m/ l=3,00m
New Platform track I/ h=+0,38NSS/ L=150m/ l=3,00m
Peron nou linia I/ h=+0,38NSS/ L=150m/ l=3,00m
Capat peron liniile I-II
Platform limit tracks I-II
Km 201+960

381	
H	715
–	FCB
–	–
–	–

E	
–	–
–	–
–	ID
200	CO/–

383	
H	756
–	FCB
–	–
–	–

E	
–	–
–	–
–	DD
200	CO/–

385	
H	796.5
–	FCB
–	–
–	–

E	
–	–
–	–
–	ID
200	CO/–

387	
H	841.5
–	FCB
–	–
–	–

E	
–	–
–	–
–	DD
200	CO/–

389	
H	891
–	FCB
–	–
–	–

E	
–	–
–	–
–	ID
200	CO/–

391	
H	936
–	FCB
–	–
–	–

E	
–	–
–	–
–	DD
200	CO/–

393	
H	981
–	FCB
–	–
–	–

E	
–	–
–	–
–	ID
200	CO/–

395	
H	026
–	FCB
–	–
–	–

E	
–	–
–	–
–	DD
200	CO/–

398	
H	071
–	FCB
–	–
–	–

E	
–	–
–	–
–	DD
200	CO/–

400	
H	120.5
–	FCB
–	–
–	–

E	
–	–
–	–
–	ID
–	CO/–

402	
H	165.5
–	FCB
–	–
–	–

E1	
–	–
–	–
–	A
0	CO/–

E2	
–	–
–	–
–	DD
200	CO/–

404	
H	210.5
–	FCB
–	–
–	–

E1	
–	–
–	–
–	A
0	CO/–

E2	
–	–
–	–
–	ID
200	CO/–

406	
H	255.5
–	FCB
–	–
–	–

E	
–	–
–	–
–	DD
200	CO/–

408	
H	305
–	FCB
–	–
–	–

E	
–	–
–	–
–	ID
200	CO/–

410	
H	350
–	FCB
–	–
–	–

E	
–	–
–	–
–	DD
200	CO/–

412	
H	395
–	FCB
–	–
–	–

E	
–	–
–	–
–	ID
200	CO/–

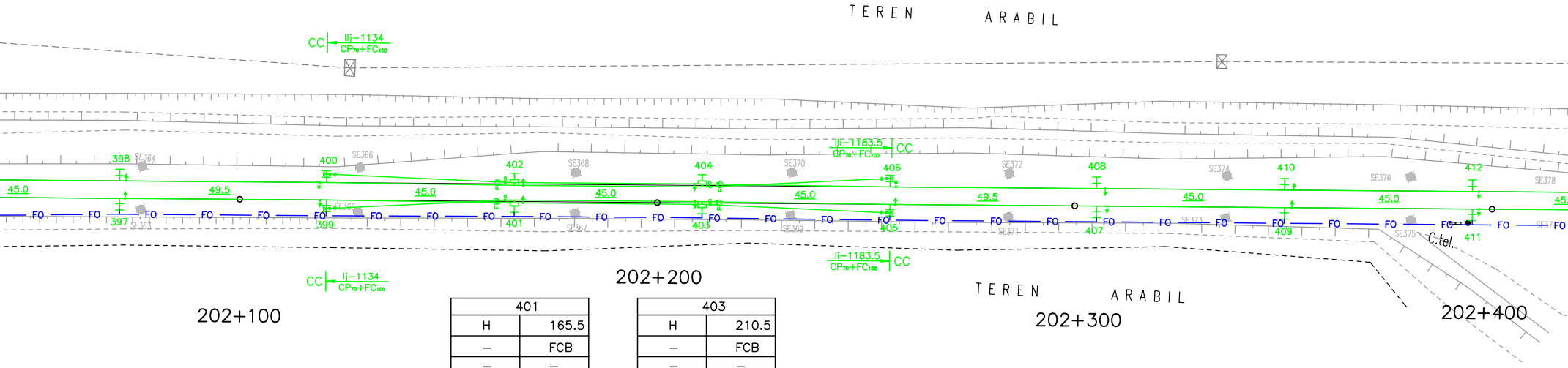
TEREN ARABIL
CC
IIj–1134
CP70+FC100
IIj–1183.5
CP70+FC100
CC
398
400
402
404
406
408
410
412
SE364
SE366
SE368
SE370
SE372
SE374
SE376
SE378
45.0
49.5
45.0
45.0
45.0
49.5
45.0
45.0
45.
FO
397
399
401
403
405
407
409
411
SE363
SE365
SE367
SE369
SE371
SE373
SE375
SE377
C.tel.
CC
Ij–1134
CP70+FC100
Ij–1183.5
CP70+FC100
CC
202+100
202+200
TEREN ARABIL
202+300
202+400

397	
H	071
–	FCB
–	–
–	–

E	
–	–
–	–
–	ID
200	CO/–

399	
H	120.5
–	FCB
–	–
–	–

E	
–	–
–	–
–	DD
200	CO/–

401	
H	165.5
–	FCB
–	–
–	–

E1	
–	–
–	–
–	A
0	CO/–

E2	
–	–
–	–
–	ID
200	CO/–

403	
H	210.5
–	FCB
–	–
–	–

E1	
–	–
–	–
–	A
0	CO/–

E2	
–	–
–	–
–	DD
200	CO/–

405	
H	255.5
–	FCB
–	–
–	–

E	
–	–
–	–
–	ID
200	CO/–

407	
H	305
–	FCB
–	–
–	–

E	
–	–
–	–
–	DD
200	CO/–

409	
H	350
–	FCB
–	–
–	–

E	
–	–
–	–
–	ID
200	CO/–

411	
H	395
–	FCB
–	–
–	–

E	
–	–
–	–
–	DD
200	CO/–

414	
H	440
–	FCB
–	–
–	–

E	
–	–
–	–
–	DD
200	CO/–

416	
H	485
–	FCB
–	–
–	–

E	
–	–
–	–
–	ID
200	CO/–

418	
H	530
–	FCB
–	–
–	–

E	
–	–
–	–
–	DD
200	CO/–

420	
H	575
–	FCB
–	–
–	–

E	
–	–
–	–
–	ID
200	CO/–

422	
H	620
–	FCB
–	–
–	–

E	
–	–
–	–
–	DD
200	CO/–

424	
H	665
–	FCB
–	–
–	–

E	
–	–
–	–
–	ID
–	CO/–

426	
H	710
–	FCB
–	–
–	–

E	
–	–
–	–
–	DD
200	CO/–

428	
H	755
–	FCB
–	–
–	–

E	
–	–
–	–
–	ID
200	CO/–

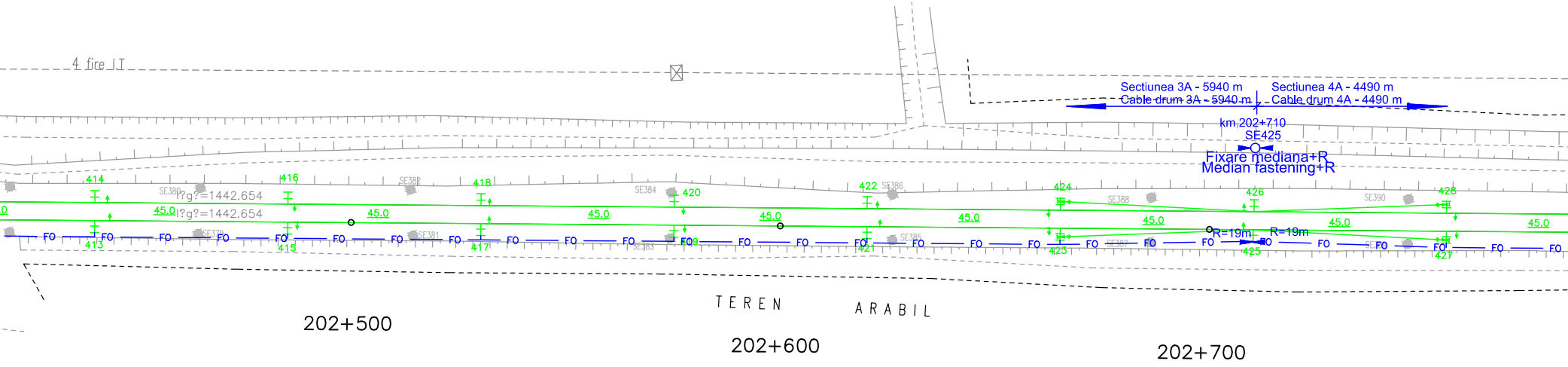
4 fire LT
Sectiunea 3A - 5940 m
Cable drum 3A - 5940 m
Sectiunea 4A - 4490 m
Cable drum 4A - 4490 m
km 202+710
SE425
Fixare mediana+R
Median fastening+R
R=19m
R=19m
?g?=1442.654
?g?=1442.654
45.0
FO
414
416
418
420
422
424
426
428
413
415
417
419
421
423
425
427
SE380
SE382
SE384
SE386
SE388
SE390
SE379
SE381
SE383
SE385
SE387
TEREN ARABIL
202+500
202+600
202+700

413	
H	440
–	FCB
–	–
–	–

E	
–	–
–	–
–	ID
200	CO/–

415	
H	485
–	FCB
–	–
–	–

E	
–	–
–	–
–	DD
200	CO/–

417	
H	530
–	FCB
–	–
–	–

E	
–	–
–	–
–	ID
200	CO/–

419	
H	575
–	FCB
–	–
–	–

E	
–	–
–	–
–	DD
200	CO/–

421	
H	620
–	FCB
–	–
–	–

E	
–	–
–	–
–	ID
200	CO/–

423	
H	665
–	FCB
–	–
–	–

E	
–	–
–	–
–	DD
200	CO/–

425	
H	710
–	FCB
–	–
–	–

E	
–	–
–	–
–	ID
200	CO/–

427	
H	755
–	FCB
–	–
–	–

E	
–	–
–	–
–	DD
200	CO/–

430	
H	800
–	FCB
–	–
–	–

E	
–	–
–	–
–	DD
200	CO/–

432	
H	840.5
–	FCB
–	–
–	–

E	
–	–
–	–
–	ID
200	CO/–

434	
H	885.5
–	FCB
–	–
–	–

E	
–	–
–	–
–	DD
200	CO/–

436	
H	926
–	FCB
–	–
–	–

E	
–	–
–	–
–	ID
200	CO/–

438	
H	971
–	FCB
–	–
–	–

E	
–	–
–	–
–	DD
200	CO/–

440	
H	016
–	FCB
–	–
–	–

E	
–	–
–	–
–	ID
200	CO/–

442	
H	061
–	FCB
–	–
–	–

E	
–	–
–	–
–	DD
200	CO/–

444	
H	106
–	FCB
–	–
–	–

E	
–	–
–	–
–	ID
200	CO/–

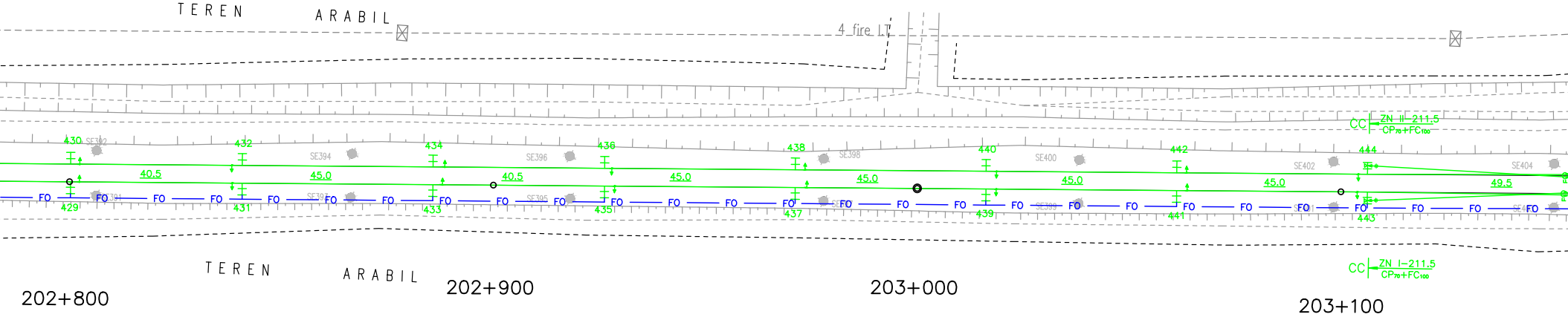
TEREN
ARABIL
4 fire LT
430
432
434
436
438
440
442
444
SE392
SE394
SE396
SE398
SE400
SE402
SE404
40.5
45.0
40.5
45.0
45.0
45.0
45.0
45.0
49.5
FO
429
431
433
435
437
439
441
443
CC ZN II–211.5
CP70+FC100
CC ZN I–211.5
CP70+FC100
TEREN
ARABIL
202+800
202+900
203+000
203+100

429	
H	800
–	FCB
–	–
–	–

E	
–	–
–	–
–	ID
200	CO/–

431	
H	840.5
–	FCB
–	–
–	–

E	
–	–
–	–
–	DD
200	CO/–

433	
H	885.5
–	FCB
–	–
–	–

E	
–	–
–	–
–	ID
200	CO/–

435	
H	926
–	FCB
–	–
–	–

E	
–	–
–	–
–	DD
200	CO/–

437	
H	971
–	FCB
–	–
–	–

E	
–	–
–	–
–	ID
200	CO/–

439	
H	016
–	FCB
–	–
–	–

E	
–	–
–	–
–	DD
200	CO/–

441	
H	061
–	FCB
–	–
–	–

E	
–	–
–	–
–	ID
200	CO/–

443	
H	106
–	FCB
–	–
–	–

E	
–	–
–	–
–	DD
200	CO/–

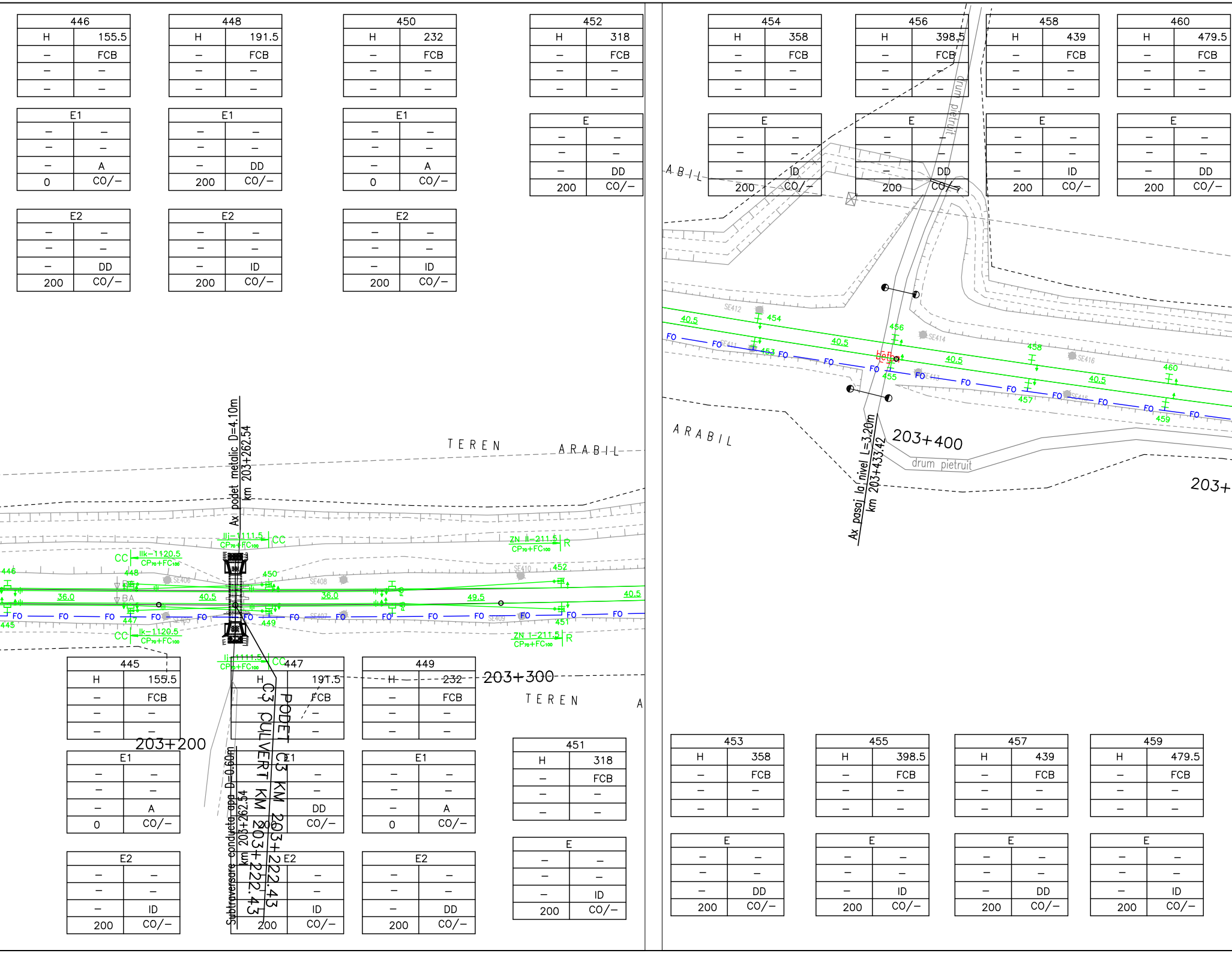

462		464		466		468		470		472		474		476	
H	524.5	H	565	H	605.5	H	650.5	H	691	H	731.5	H	772	H	817
–	FCB	–	FCB	–	FCB	–	FCB	–	FCB	–	FCB	–	FCB	–	FCB
–	–	–	–	–	–	–	–	–	–	–	–	–	–	–	–
–	–	–	–	–	–	–	–	–	–	–	–	–	–	–	–

E		E		E		E		E		E		E		E	
–	–	–	–	–	–	–	–	–	–	–	–	–	–	–	–
–	–	–	–	–	–	–	–	–	–	–	–	–	–	–	–
–	ID	–	DD	–	ID	–	DD	–	ID	–	DD	–	ID	–	DD
200	CO/–	200	CO/–	200	CO/–	200	CO/–	200	CO/–	200	CO/–	200	CO/–	200	CO/–

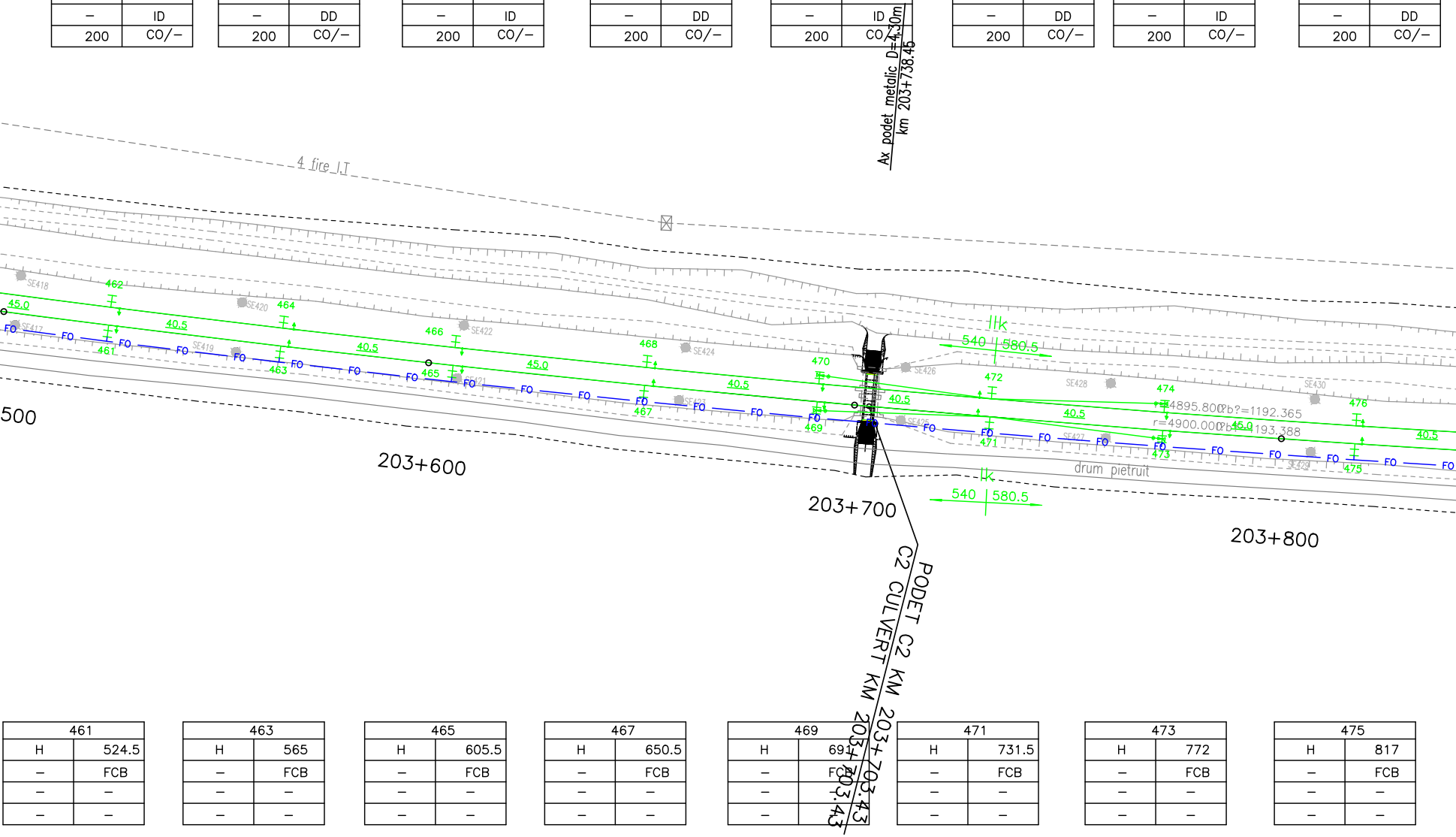
Ax podet metalic D=4.30m
km 203+738.45
4 fire I.T
500
203+600
203+700
203+800
SE418
SE417
SE419
SE420
SE421
SE422
SE423
SE424
SE425
SE426
SE427
SE428
SE429
SE430
45.0
40.5
FO
461
462
463
464
465
466
467
468
469
470
471
472
473
474
475
476
540
580.5
r=4895.800
r=4900.000
drum pietruit
PODET C2 KM 203+703.43
C2 CULVERT KM 203+703.43

461		463		465		467		469		471		473		475	
H	524.5	H	565	H	605.5	H	650.5	H	691	H	731.5	H	772	H	817
–	FCB	–	FCB	–	FCB	–	FCB	–	FCB	–	FCB	–	FCB	–	FCB
–	–	–	–	–	–	–	–	–	–	–	–	–	–	–	–
–	–	–	–	–	–	–	–	–	–	–	–	–	–	–	–

E		E		E		E		E		E		E		E	
–	–	–	–	–	–	–	–	–	–	–	–	–	–	–	–
–	–	–	–	–	–	–	–	–	–	–	–	–	–	–	–
–	DD	–	ID	–	DD	–	ID	–	DD	–	ID	–	DD	–	ID
200	CO/–	200	CO/–	200	CO/–	200	CO/–	200	CO/–	200	CO/–	200	CO/–	200	CO/–

478	
H	857.5
–	FCB
–	–
–	–

E	
–	–
–	–
–	ID
200	CO/–

480	
H	898
–	FCB
–	–
–	–

E	
–	–
–	–
–	DD
200	CO/–

482	
H	943
–	FCB
–	–
–	–

E	
–	–
–	–
–	ID
200	CO/–

484	
H	983.5
–	FCB
–	–
–	–

E	
–	–
–	–
–	DD
200	CO/–

486	
H	024
–	FCB
–	–
–	–

E	
–	–
–	–
–	ID
200	CO/–

488	
H	064
–	FCB
–	–
–	–

E	
–	–
–	–
–	DD
200	CO/–

490	
H	105
–	FCB
–	–
–	–

E	
–	–
–	–
–	ID
200	CO/–

492	
H	150
–	FCB
–	–
–	–

E	
–	–
–	–
–	DD
200	CO/–

494	
H	190.5
–	FCB
–	–
–	–

E	
–	–
–	–
–	ID
200	CO/–

496	
H	231
–	FCB
–	–
–	–

E1	
–	–
–	–
–	A
0	CO/–

E2	
–	–
–	–
–	DD
200	CO/–

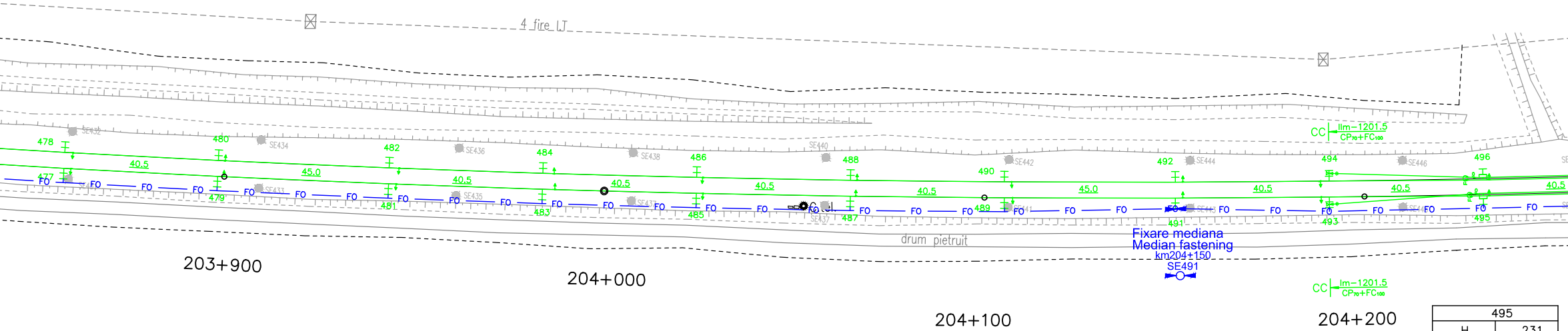
4 fire LT
478
480
482
484
486
488
490
492
494
496
477
479
481
483
485
487
489
491
493
495
40.5
45.0
40.5
40.5
40.5
40.5
45.0
40.5
40.5
40.5
FO
SE432
SE434
SE436
SE438
SE440
SE442
SE444
SE446
CC lm-1201.5 CP70+FC100
drum pietruit
Fixare mediana
Median fastening
km204+150
SE491
CC lm-1201.5 CP70+FC100
203+900
204+000
204+100
204+200

495	
H	231
–	FCB
–	–
–	–

E1	
–	–
–	–
–	A
0	CO/–

E2	
–	–
–	–
–	ID
200	CO/–

477	
H	857.5
–	FCB
–	–
–	–

E	
–	–
–	–
–	DD
200	CO/–

479	
H	898
–	FCB
–	–
–	–

E	
–	–
–	–
–	ID
200	CO/–

481	
H	943
–	FCB
–	–
–	–

E	
–	–
–	–
–	DD
200	CO/–

483	
H	983.5
–	FCB
–	–
–	–

E	
–	–
–	–
–	ID
200	CO/–

485	
H	024
–	FCB
–	–
–	–

E	
–	–
–	–
–	DD
200	CO/–

487	
H	064
–	FCB
–	–
–	–

E	
–	–
–	–
–	ID
200	CO/–

489	
H	105
–	FCB
–	–
–	–

E	
–	–
–	–
–	DD
200	CO/–

491	
H	150
–	FCB
–	–
–	–

E	
–	–
–	–
–	ID
200	CO/–

493	
H	190.5
–	FCB
–	–
–	–

E	
–	–
–	–
–	DD
200	CO/–

498	
H	271.5
–	FCB
–	–
–	–

E1	
–	–
–	–
–	A
0	CO/–

E2	
–	–
–	–
–	ID
200	CO/–

500	
H	312
–	FCB
–	–
–	–

E	
–	–
–	–
–	DD
200	CO/–

502	
H	357
–	FCB
–	–
–	–

E	
–	–
–	–
–	ID
200	CO/–

504	
H	397.5
–	FCB
–	–
–	–

E	
–	–
–	–
–	DD
200	CO/–

506	
H	438
–	FCB
–	–
–	–

E	
–	–
–	–
–	ID
200	CO/–

508	
H	478.5
–	FCB
–	–
–	–

E	
–	–
–	–
–	DD
200	CO/–

510	
H	523.5
–	FCB
–	–
–	–

E	
–	–
–	–
–	ID
200	CO/–

512	
H	564
–	FCB
–	–
–	–

E	
–	–
–	–
–	DD
200	CO/–

514	
H	609
–	FCB
–	–
–	–

E	
–	–
–	–
–	ID
200	CO/–

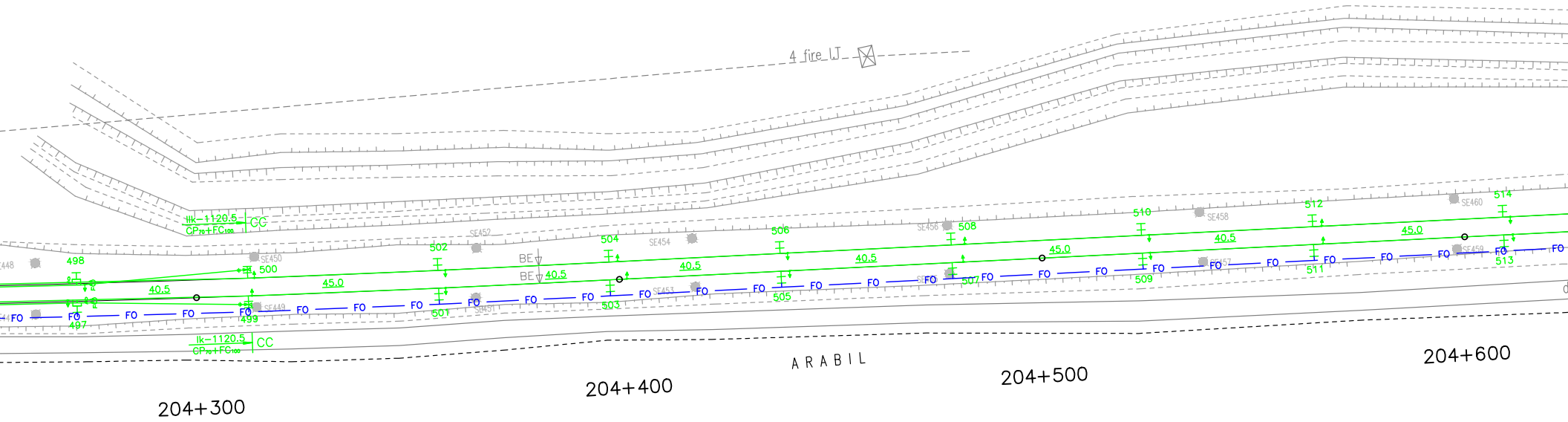
4 fire LJ
Ik–1120.5
CP70+FC100
CC
498
500
502
504
506
508
510
512
514
497
499
501
503
505
507
509
511
513
40.5
45.0
BE
FO
SE448
SE449
SE450
SE451
SE452
SE453
SE454
SE456
SE457
SE458
SE459
SE460
Ik–1120.5
CP70+FC100
CC
ARABIL
204+300
204+400
204+500
204+600

497	
H	271.5
–	FCB
–	–
–	–

E1	
–	–
–	–
–	A
0	CO/–

E2	
–	–
–	–
–	DD
200	CO/–

499	
H	312
–	FCB
–	–
–	–

E	
–	–
–	–
–	ID
200	CO/–

501	
H	357
–	FCB
–	–
–	–

E	
–	–
–	–
–	DD
200	CO/–

503	
H	397.5
–	FCB
–	–
–	–

E	
–	–
–	–
–	ID
200	CO/–

505	
H	438
–	FCB
–	–
–	–

E	
–	–
–	–
–	DD
200	CO/–

507	
H	478.5
–	FCB
–	–
–	–

E	
–	–
–	–
–	ID
200	CO/–

509	
H	523.5
–	FCB
–	–
–	–

E	
–	–
–	–
–	DD
200	CO/–

511	
H	564
–	FCB
–	–
–	–

E	
–	–
–	–
–	ID
200	CO/–

513	
H	609
–	FCB
–	–
–	–

E	
–	–
–	–
–	DD
200	CO/–

516		518		520		522		524		526		528		530	
H	654	H	703.5	H	748.5	H	793.5	H	839	H	883.5	H	933	H	978
–	FCB	–	FCB	–	FCB	–	FCB	–	FCB	–	FCB	–	FCB	–	FCB
–	–	–	–	–	–	–	–	–	–	–	–	–	–	–	–
–	–	–	–	–	–	–	–	–	–	–	–	–	–	–	–

E		E		E		E		E		E		E		E	
–	–	–	–	–	–	–	–	–	–	–	–	–	–	–	–
–	–	–	–	–	–	–	–	–	–	–	–	–	–	–	–
–	DD	–	ID	–	DD	–	ID	–	DD	–	ID	–	DD	–	ID
200	CO/–	200	CO/–	200	CO/–	200	CO/–	200	CO/–	200	CO/–	200	CO/–	200	CO/–

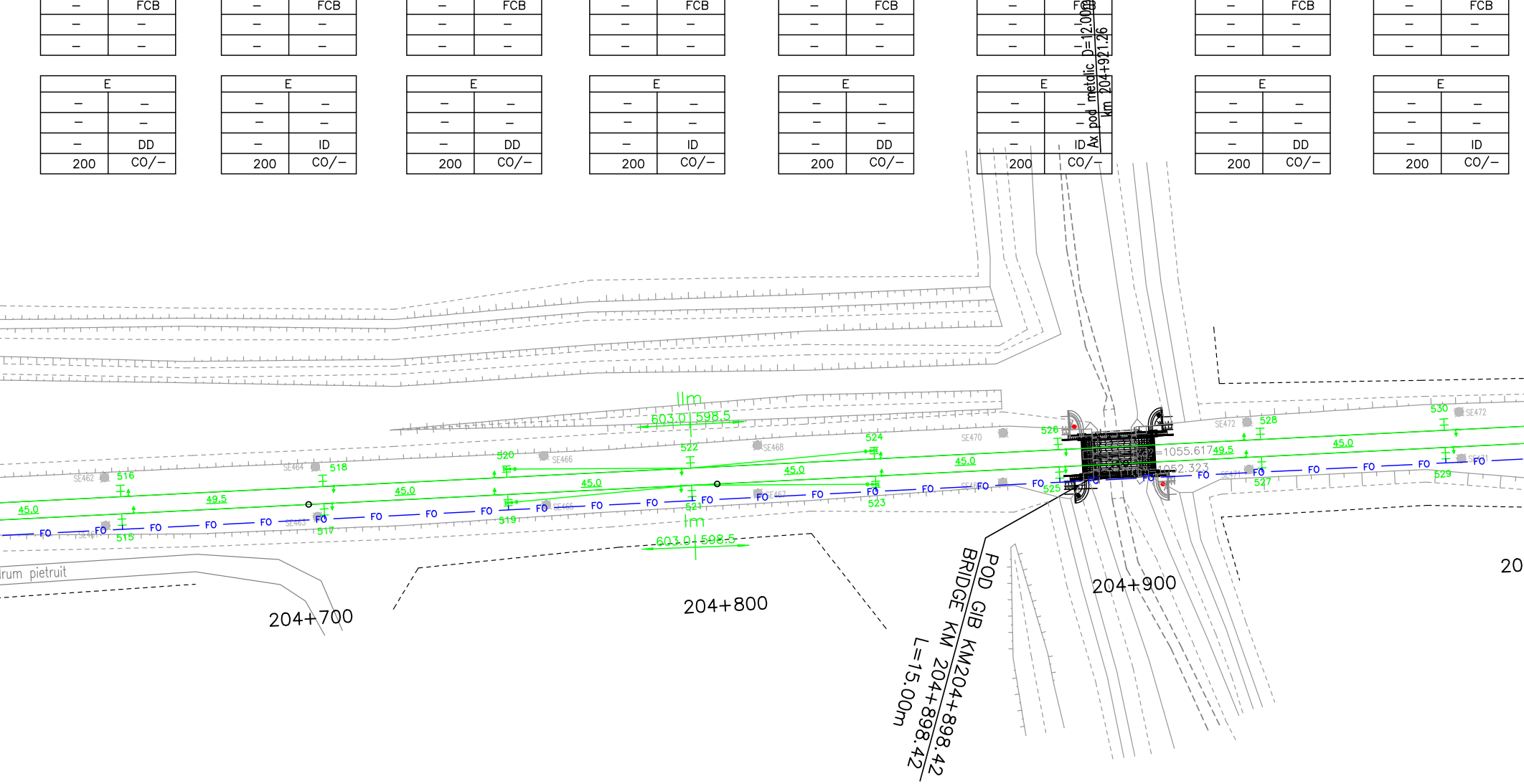
Ax pod metalic D=12.00m
km 204+921.26
IIm
603.0 598.5
Im
603.0 598.5
45.0
49.5
45.0
45.0
45.0
45.0
49.5
45.0
FO
SE462
SE464
SE466
SE468
SE470
SE472
SE465
SE467
SE463
515
516
517
518
519
520
521
522
523
524
525
526
527
528
529
530
=1055.617
052.323
irum pietruit
204+700
204+800
204+900
20
POD GIB KM204+898.42
BRIDGE KM 204+898.42
L=15.00m

515		517		519		521		523		525		527		529	
H	654	H	703.5	H	748.5	H	793.5	H	839	H	883.5	H	933	H	978
–	FCB	–	FCB	–	FCB	–	FCB	–	FCB	–	FCB	–	FCB	–	FCB
–	–	–	–	–	–	–	–	–	–	–	–	–	–	–	–
–	–	–	–	–	–	–	–	–	–	–	–	–	–	–	–

E		E		E		E		E		E		E		E	
–	–	–	–	–	–	–	–	–	–	–	–	–	–	–	–
–	–	–	–	–	–	–	–	–	–	–	–	–	–	–	–
–	ID	–	DD	–	ID	–	DD	–	ID	–	DD	–	ID	–	DD
200	CO/–	200	CO/–	200	CO/–	200	CO/–	200	CO/–	200	CO/–	200	CO/–	200	CO/–

532	
H	023
–	FCB
–	–
–	–

E	
–	–
–	–
–	DD
200	CO/–

534	
H	068
–	FCB
–	–
–	–

E	
–	–
–	–
–	ID
200	CO/–

536	
H	117.5
–	FCB
–	–
–	–

E	
–	–
–	–
–	DD
200	CO/–

538	
H	162.5
–	FCB
–	–
–	–

E	
–	–
–	–
–	ID
200	CO/–

540	
H	207.5
–	FCB
–	–
–	–

E	
–	–
–	–
–	DD
200	CO/–

542	
H	252.5
–	FCB
–	–
–	–

E	
–	–
–	–
–	ID
200	CO/–

544	
H	297.5
–	FCB
–	–
–	–

E1	
–	–
–	–
–	A
0	CO/–

E2	
–	–
–	–
–	DD
200	CO/–

546	
H	347
–	FCB
–	–
–	–

E1	
–	–
–	–
–	A
0	CO/–

E2	
–	–
–	–
–	ID
200	CO/–

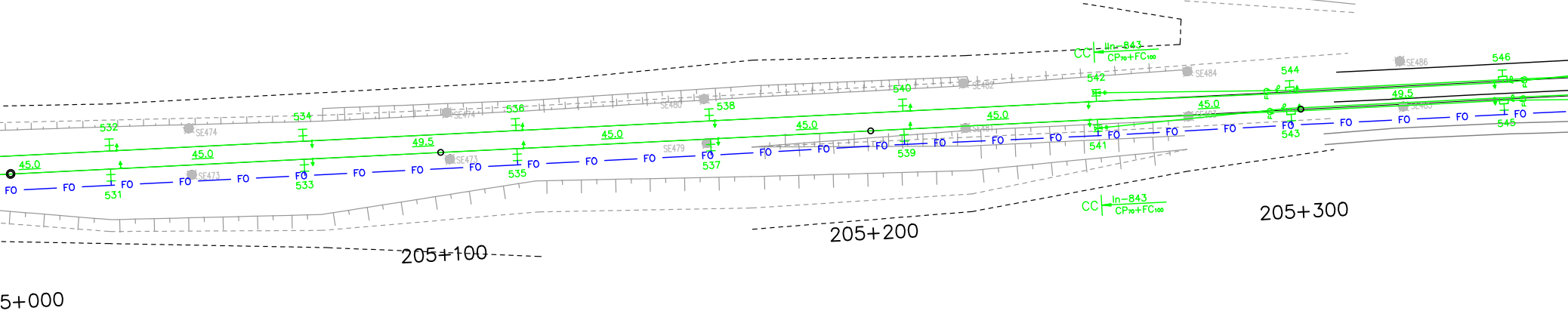
drum
asfalt
CC In-843 CP70+FC100
SE486
546
SE484
544
542
540
SE482
538
536
SE480
SE474
534
532
SE474
49.5
45.0
45.0
45.0
45.0
45.0
49.5
45.0
45.0
45.0
SE473
SE473
SE479
SE481
FO
531
533
535
537
539
541
543
545
205+100
205+200
205+300
CC In-843 CP70+FC100
5+000

531	
H	023
–	FCB
–	–
–	–

E	
–	–
–	–
–	ID
200	CO/–

533	
H	068
–	FCB
–	–
–	–

E	
–	–
–	–
–	DD
200	CO/–

535	
H	117.5
–	FCB
–	–
–	–

E	
–	–
–	–
–	ID
200	CO/–

537	
H	162.5
–	FCB
–	–
–	–

E	
–	–
–	–
–	DD
200	CO/–

539	
H	207.5
–	FCB
–	–
–	–

E	
–	–
–	–
–	ID
200	CO/–

541	
H	252.5
–	FCB
–	–
–	–

E	
–	–
–	–
–	DD
200	CO/–

543	
H	297.5
–	FCB
–	–
–	–

E1	
–	–
–	–
–	A
0	CO/–

E2	
–	–
–	–
–	ID
200	CO/–

545	
H	347
–	FCB
–	–
–	–

E1	
–	–
–	–
–	A
0	CO/–

E2	
–	–
–	–
–	DD
200	CO/–

548		550		552		554		556		558		560		562	
H	392	H	437	H	476.5	H	518	H	559	H	599.5	H	639.5	H	680
–	FCB	–	FCB	–	FCB	–	FCB	–	FCB	–	FCB	–	FCB	–	FCB
–	–	–	–	–	–	–	–	–	–	–	–	–	–	–	–
–	–	–	–	–	–	–	–	–	–	–	–	–	–	–	–

E		E		E		E		E		E		E		E	
–	–	–	–	–	–	–	–	–	–	–	–	–	–	–	–
–	–	–	–	–	–	–	–	–	–	–	–	–	–	–	–
–	DD	–	ID	–	DD	–	ID	–	DD	–	ID	–	DD	–	ID
200	CO/–	200	CO/–	200	CO/–	200	CO/–	200	CO/–	200	CO/–	200	CO/–	200	CO/–

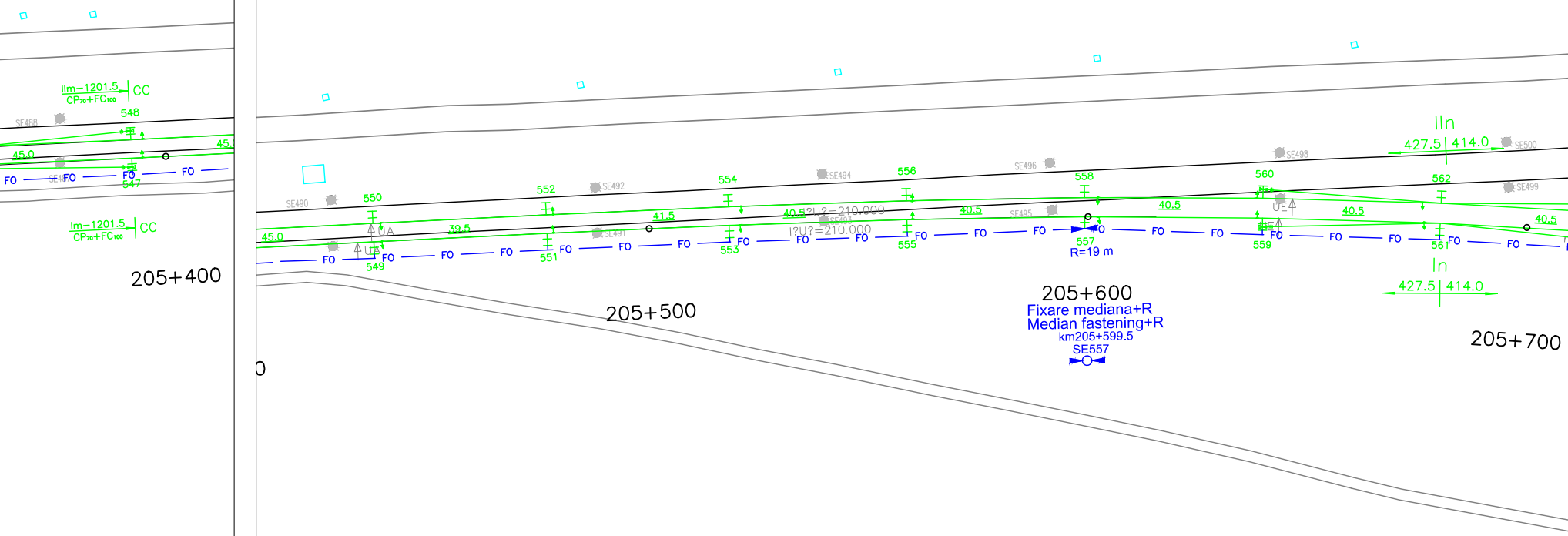
IIm–1201.5
CP70+FC100
CC
548
SE488
45.0
FO
547
Im–1201.5
CP70+FC100
CC
205+400
SE490
550
UA
549
39.5
552
551
SE492
SE491
41.5
554
553
205+500
40.5
?U?=210.000
SE493
!?U?=210.000
SE494
556
555
40.5
SE496
SE495
558
557
R=19 m
40.5
205+600
Fixare mediana+R
Median fastening+R
km205+599.5
SE557
SE498
560
559
UE
40.5
IIn
427.5
414.0
SE500
562
561
SE499
In
427.5
414.0
40.5
205+700

547		549		551		553		555		557		559		561	
H	392	H	437	H	476.5	H	518	H	559	H	599.5	H	639.5	H	680
–	FCB	–	FCB	–	FCB	–	FCB	–	FCB	–	FCB	–	FCB	–	FCB
–	–	–	–	–	–	–	–	–	–	–	–	–	–	–	–
–	–	–	–	–	–	–	–	–	–	–	–	–	–	–	–

E		E		E		E		E		E		E		E	
–	–	–	–	–	–	–	–	–	–	–	–	–	–	–	–
–	–	–	–	–	–	–	–	–	–	–	–	–	–	–	–
–	ID	–	DD	–	ID	–	DD	–	ID	–	DD	–	ID	–	DD
200	CO/–	200	CO/–	200	CO/–	200	CO/–	200	CO/–	200	CO/–	200	CO/–	200	CO/–

564		566		568		570		572	
H	720.5	H	761	H	801.5	H	842	H	882.5
–	FCB	–	FCB	–	FCB	–	FCB	–	FCB
–	–	–	–	–	–	–	–	–	–
–	–	–	–	–	–	–	–	–	–
E		E		E		E		E	
–	–	–	–	–	–	–	–	–	–
–	–	–	–	–	–	–	–	–	–
–	DD	–	ID	–	DD	–	ID	–	DD
200	CO/–	200	CO/–	200	CO/–	200	CO/–	200	CO/–

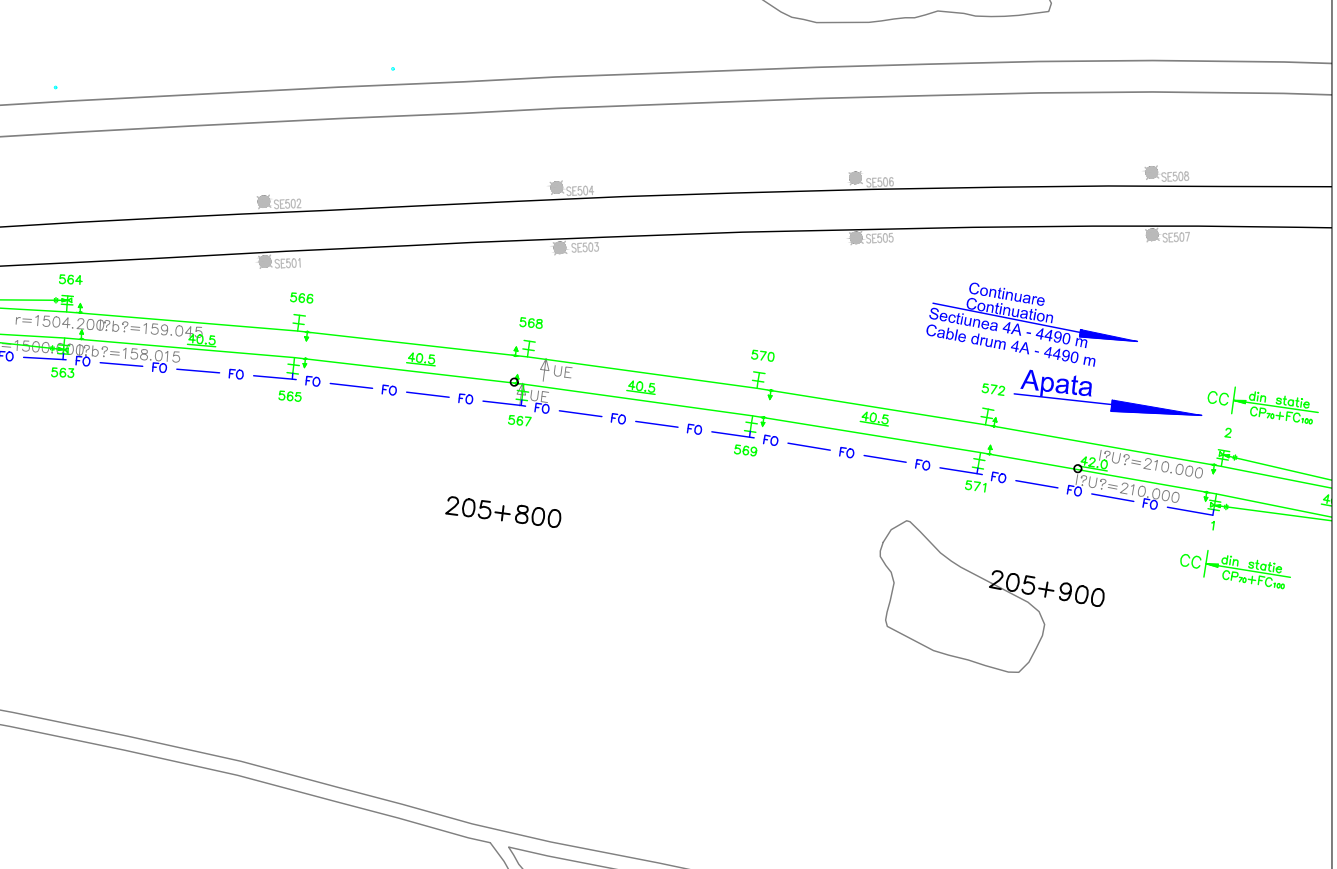
SE502
SE504
SE506
SE508
SE501
SE503
SE505
SE507
564
566
568
570
572
r=1504.200
?b?=159.045
1500.000
?b?=158.015
40.5
40.5
40.5
40.5
40.5
42.0
FO
UE
UE
563
565
567
569
571
Continuare
Continuation
Sectiunea 4A - 4490 m
Cable drum 4A - 4490 m
Apata
CC din statie CP70+FC100
CC din statie CP70+FC100
!?U?=210.000
!?U?=210.000
2
1
205+800
205+900

563		565		567		569		571	
H	720.5	H	761	H	801.5	H	842	H	882.5
–	FCB	–	FCB	–	FCB	–	FCB	–	FCB
–	–	–	–	–	–	–	–	–	–
–	–	–	–	–	–	–	–	–	–
E		E		E		E		E	
–	–	–	–	–	–	–	–	–	–
–	–	–	–	–	–	–	–	–	–
–	ID	–	DD	–	ID	–	DD	–	ID
200	CO/–	200	CO/–	200	CO/–	200	CO/–	200	CO/–

LEGENDA
LEGEND

CTM	◇	Camereta cu mufa de jonctiune Handhole with junction box
CTM	◇	Camereta cu rezerva Handhole with cable reserve
CT	▢	Camera de tragere cu mufa de jonctiune Manhole with junction box
CT	▢	Camera de tragere cu rezerva Manhole with cable reserve
CTS	□	Camera de tragere speciala pentru subtraversare Special manhole for undercrossing
	▶○◀	Fixare mediana Median fastening
	▶○◇	Fixare terminala Terminal fastening
	— FO —	Cablu cu fibre optice aerian Aerial optical fiber cable
	— FO —	Cablu cu fibre optice subteran Underground optical fiber cable
	—▭FO▭—	Teava PVC Φ 110 mm / canal metalic PVC pipe Φ 110 mm / metallic chanel

Indice Index	Data Date	Modificare Modification/Revision	Proiectant Designer	Aprobat Consultant Approved Consultant	Aprobat CFR Approved CFR

GUVERNUL ROMANIEI
ROMANIAN GOVERNMENT

PROIECT FINANŢAT DE UNIUNEA EUROPEANĂ
EUROPEAN UNION FINANCED PROJECT

CLIENT / CLIENT

CFR

C.N.C.F. "C.F.R." - S.A.

ITALFERR
GRUPPO FERROVIE DELLO STATO
Joint Venture leader

Scott Wilson

OBERMEYER
PLANEN + BERATEN GmbH

TECNIC
Consulting Engineers

CONSULTANT / CONSULTANT

			Data Date	Semnătură Signature
Aprobat Approved	Şef proiect Project manager	R. Liuzza	12.2011	
Aprobat Approved	Coordonator Secţiune 1 Section 1 Coordinator	C. Gambelli	12.2011	
Verificat Checked	Expert Verificator Checking Expert	Pino Amodio	12.2011	

SUBCONTRACTANT / SUBCONTRACTOR

AREX COMPANY

Aprobat Approved	Responsabil Subcontractant Subcontractor Responsible	A.Stanciu - Dinulescu	12.2011	
Întocmit Elaborated	Proiectant Designer	Gabriela Trifan	12.2011	

Reabilitarea liniei de cale ferata Braşov - Simeria, parte componentă a coridorului IV Pan European,
pentru circulaţia trenurilor cu viteza maximă de 160 km/h,
Tronsonul : Braşov - Sighişoara
Rehabilitation of the railway line Braşov - Simeria, component Part of the IV Pan-European Corridor,
for the trains circulation with maximum speed of 160 km/h,
Section : Braşov - Sighişoara

Proiect/Project
2004/RO/16/P/PA/003

Faza / Phase:
P.Th. / T.D.

Denumire desen / Drawing Title :

Interval - FELDIOARA- APATA - Section
CABLU CU FIBRE OPTICE (Cablul 1)
Plan de situatie
FIBER OPTIC CABLE (cable 1)
Layout Plan

Codificare / Codification System	Scara / Scale 1:1000	LOT / LOT	Nr. / No 03 / 03

E A 5 1 | 0 1 | E | 0 8 | L 7 | S E | 0 2 | 9 | 7 | 0 0 1 | 1

297 x 5400