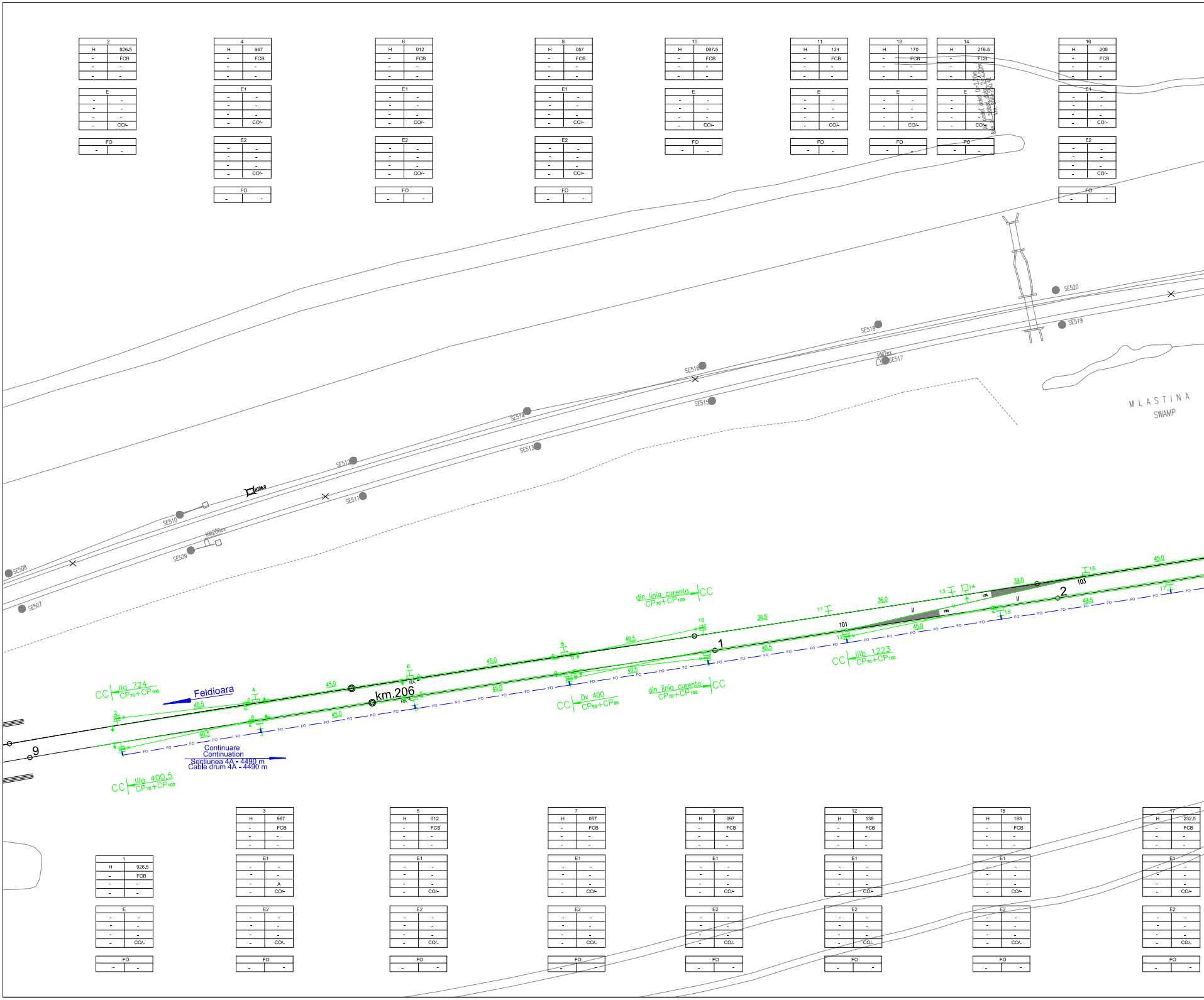
Feldioara
km.206
Continuare
Continuation
Sectiunea 4A - 4490 m
Cable drum 4A - 4490 m
CC IIa 724 CP70+CP100
CC IIIa 400.5 CP70+CP100
CC Dx 400 CP50+CP80
CC IIIb 1223 CP70+CP100
din linia curenta CP70+CP100 CC
din linia curenta CP70+CP100 CC
FO
40.5
45.0
36.5
36.0
39.0
49.5
1
2
9
101
103
SE507
SE508
SE509
SE510
SE511
SE512
SE513
SE514
SE515
SE516
SE517
SE518
SE519
SE520
KM206ex
MLASTINA
SWAMP
2 H 926.5 FCB
4 H 967 FCB
6 H 012 FCB
8 H 057 FCB
10 H 097.5 FCB
11 H 134 FCB
13 H 170 FCB
14 H 216.5 FCB
16 H 209 FCB
1 H 926.5 FCB
3 H 967 FCB
5 H 012 FCB
7 H 057 FCB
9 H 097 FCB
12 H 138 FCB
15 H 183 FCB
17 H 232.5 FCB
E
E1
E2
FO
CO/-

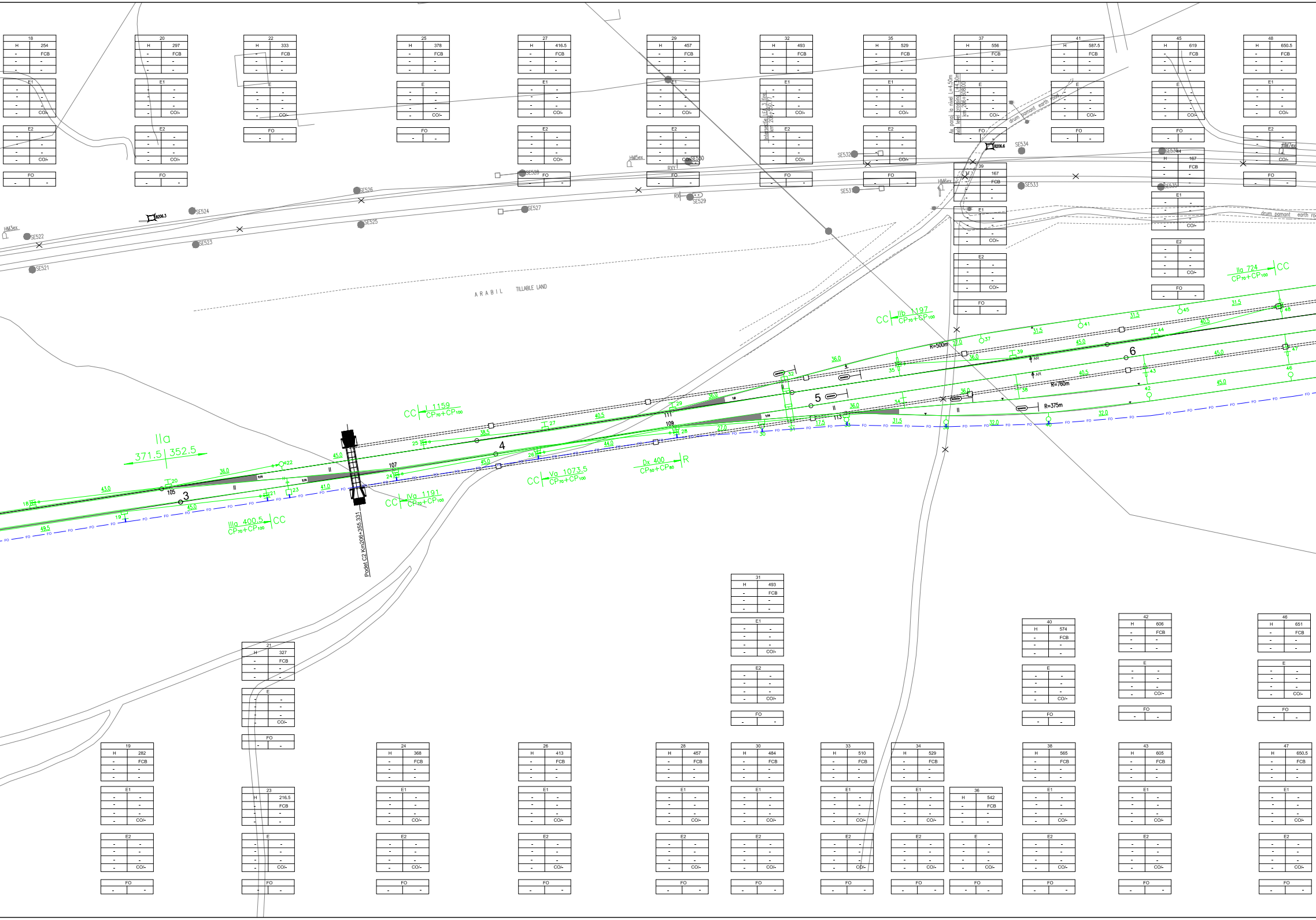
18 H 254 FCB
20 H 297 FCB
22 H 333 FCB
25 H 378 FCB
27 H 416.5 FCB
29 H 457 FCB
32 H 493 FCB
35 H 529 FCB
37 H 556 FCB
41 H 587.5 FCB
45 H 619 FCB
48 H 650.5 FCB
39 H 167 FCB
44 H 167 FCB
31 H 493 FCB
40 H 574 FCB
42 H 606 FCB
46 H 651 FCB
21 H 327 FCB
19 H 282 FCB
23 H 216.5 FCB
24 H 368 FCB
26 H 413 FCB
28 H 457 FCB
30 H 484 FCB
33 H 510 FCB
34 H 529 FCB
36 H 542 FCB
38 H 565 FCB
43 H 605 FCB
47 H 650.5 FCB
E1
E2
E
FO
CO/-
Intersectie LEA 3 fire km 206+550.77
Ax pasaj la nivel L=4.50m km 206+508.00
Axis level crossing L=4.50m
drum pamant earth road
HM3ex
HM5ex
HM6ex
HM7ex
B206.3
B206.6
SE521
SE522
SE523
SE524
SE525
SE526
SE527
SE528
SE529
SE530
SE531
SE532
SE533
SE534
SE535
RX
RXY
ARABIL TILLABLE LAND
IIa 371.5 | 352.5
IIIa 400.5 CC CP70+CP100
CC IVa 1191 CP70+CP100
CC I 1159 CP70+CP100
CC Va 1073.5 CP70+CP100
Dx 400 CP50+CP80 R
CC IIb 1197 CP70+CP100
IIa 724 CP70+CP100 CC
Podet C2 Km206+355.331
R=500m
R=760m
R=375m
3
4
5
6
105
107
109
111
113
AR
FO

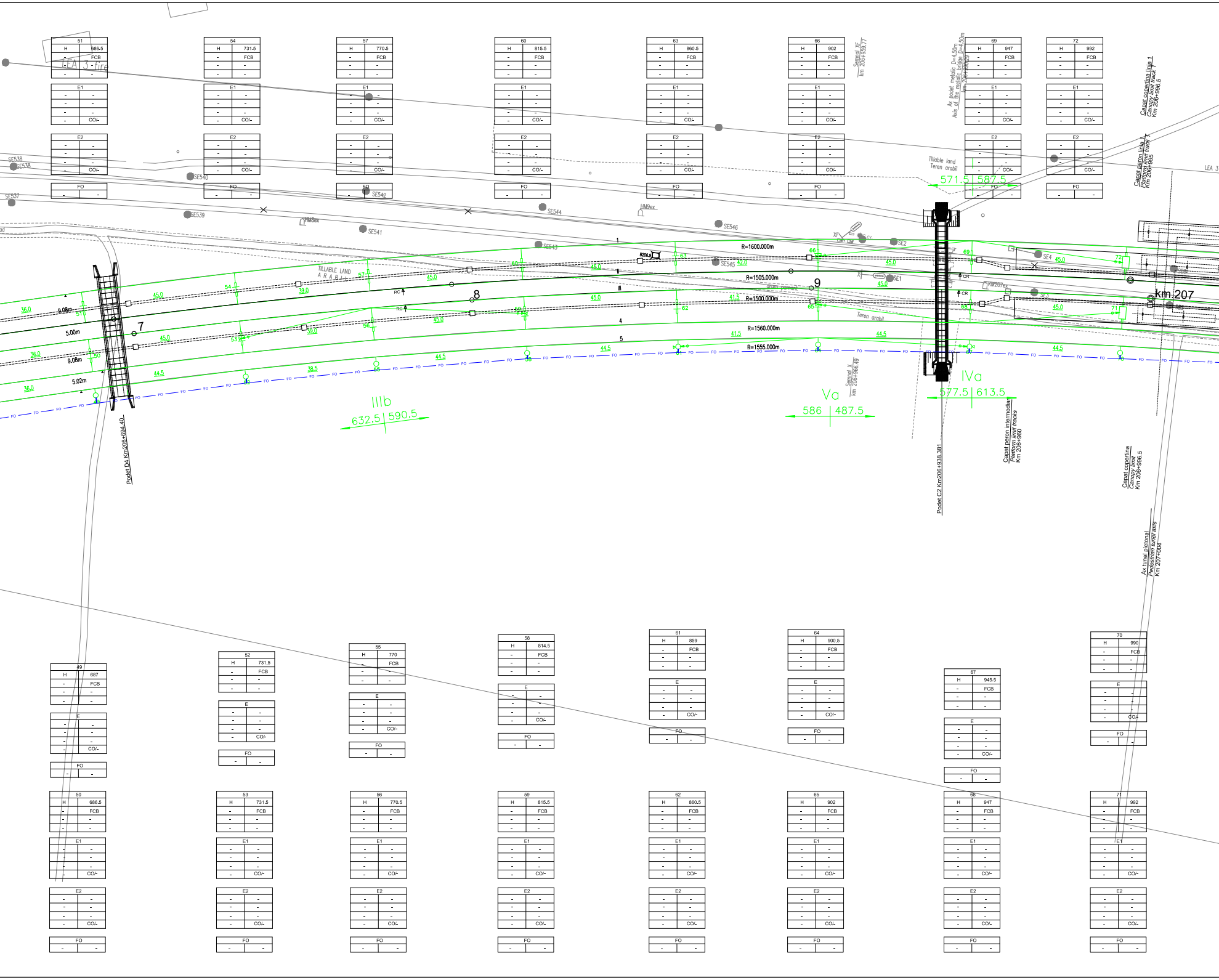
51 H 686.5 FCB
54 H 731.5 FCB
57 H 770.5 FCB
60 H 815.5 FCB
63 H 860.5 FCB
66 H 902 FCB
69 H 947 FCB
72 H 992 FCB
E1
E2
FO
CO/-
LEA 3 fire
SE537
SE538
SE539
SE540
SE541
SE542
SE543
SE544
SE545
SE546
SE1
SE2
SE3
SE4
HM8ex
HM9ex
KM207ex
TILLABLE LAND
A R A B I L
Semnal XF
km 206+959.77
Ax podet metalic D=4.50m
Axis of the metalic bridge D=4.50m
km 206+990.29
Tillable land
Teren arabil
Teren arabil
571.5 | 587.5
Capat copertina linia 1
Canopy limit track 1
Km 206+996.5
Capat peron linia 1
Platform limit track 1
Km 206+995
LEA 3
R=1600.000m
R=1505.000m
R=1500.000m
R=1560.000m
R=1555.000m
1
II
III
4
5
7
8
9
9.08m
5.00m
9.08m
5.02m
36.0
45.0
54.0
39.0
44.5
38.5
41.5
42.0
RC
CR
XF
km 207
IIIb
632.5 | 590.5
Va
586 | 487.5
IVa
577.5 | 613.5
Semnal X
km 206+966.49
Podet D4 Km206+694.40
Podet C2 Km206+938.381
Capat peron intermediar
Platform limit tracks
Km 206+960
Capat copertina
Canopy limit
Km 206+996.5
Ax tunel pietonal
Pedestrian tunel axis
Km 207+004
49 H 687 FCB
52 H 731.5 FCB
55 H 770 FCB
58 H 814.5 FCB
61 H 859 FCB
64 H 900.5 FCB
67 H 945.5 FCB
70 H 990 FCB
E
50 H 686.5 FCB
53 H 731.5 FCB
56 H 770.5 FCB
59 H 815.5 FCB
62 H 860.5 FCB
65 H 902 FCB
68 H 947 FCB
71 H 992 FCB
FO

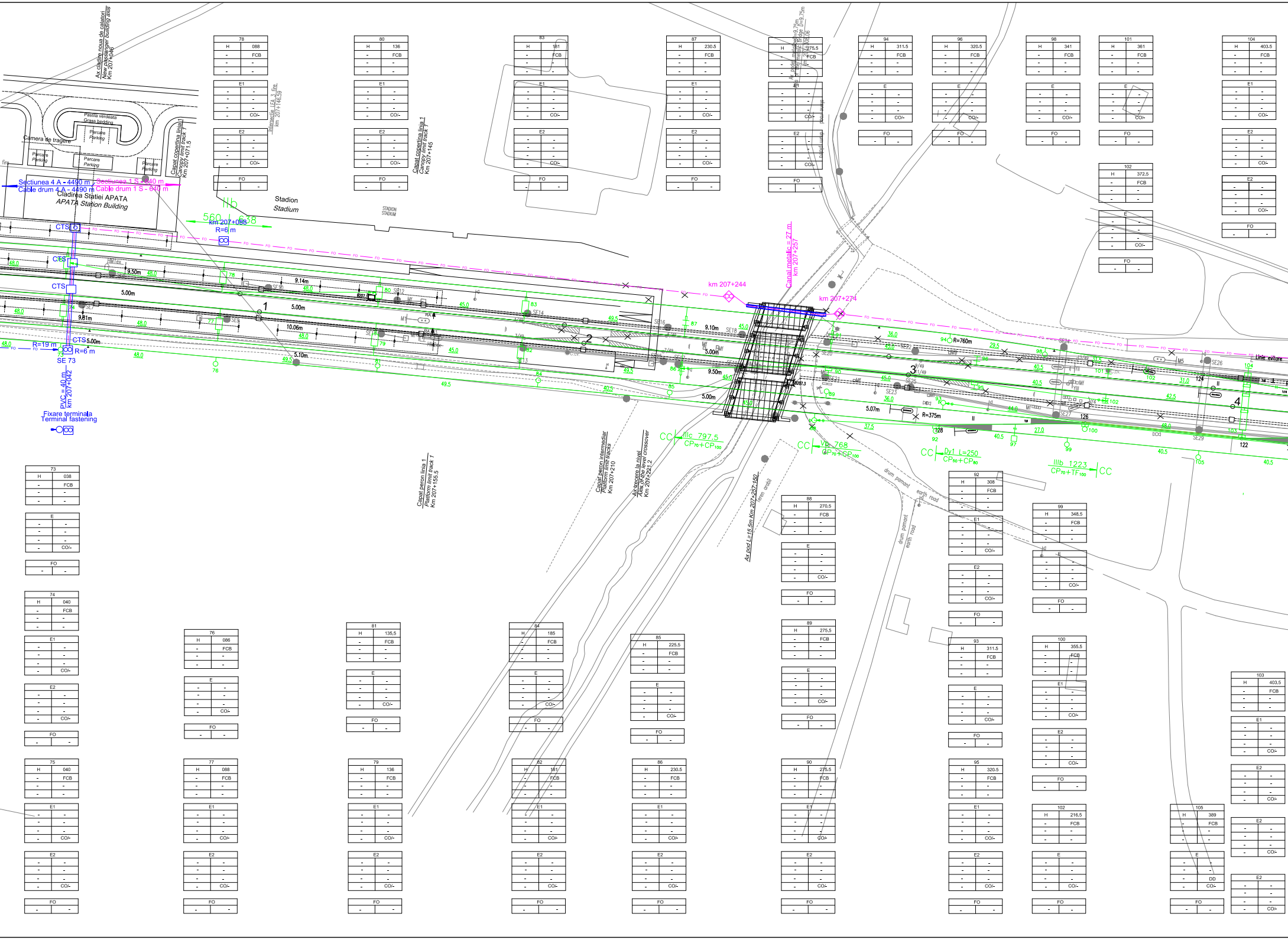

Ax cladire noua de calatori
New passenger building axis
Km 207+046
Pastila verdeata
Grass bedding
Camera de tragere
Parcare
Parking
Capat copertina linia 1
Canopy limit track 1
Km 207+071.5
Sectiunea 4 A - 4490 m
Cable drum 4 A - 4490 m
Sectiunea 1 S - 640 m
Cable drum 1 S - 640 m
Cladirea Statiei APATA
APATA Station Building
Stadion
Stadium
Intersectie LEA 3 fire
km 207+146.59
Capat copertina linia 1
Canopy limit track 1
Km 207+145
km 207+088
R=6 m
CTS
R=19 m
R=6 m
SE 73
PVC = 40 m
km 207+042
Fixare terminala
Terminal fastening
9.50m
9.14m
5.00m
9.81m
10.06m
5.10m
9.10m
9.50m
5.07m
R=760m
R=375m
km 207+244
km 207+274
Canal metalic = 27 m
km 207+257
Ax pod metalic
Capat peron linia 1
Platform limit track 1
Km 207+155.5
Capat peron intermediar
Platform limit tracks
Km 207+210
Ax trecere la nivel
Axis of the level crossover
Km 207+221.2
Ax pod L=15.5m Km 207+257.150
teren arabil
drum pamant
earth road
IIIc 797.5
CP70+CP100
VB 768
CP70+CP100
Dv1 L=250
CP80+CP80
IIIb 1223
CP70+TF100
CC
Linie evitare
1
2
3
4
H
FCB
E
E1
E2
FO
CO/-
73 038
74 040
75 040
76 086
77 088
78 088
79 136
80 136
81 135.5
82 181
83 181
84 185
85 225.5
86 230.5
87 230.5
88 270.5
89 275.5
90 275.5
92 308
93 311.5
94 311.5
95 320.5
96 320.5
98 341
99 348.5
100 355.5
101 361
102 372.5
102 216.5
103 403.5
104 403.5
105 389
DD

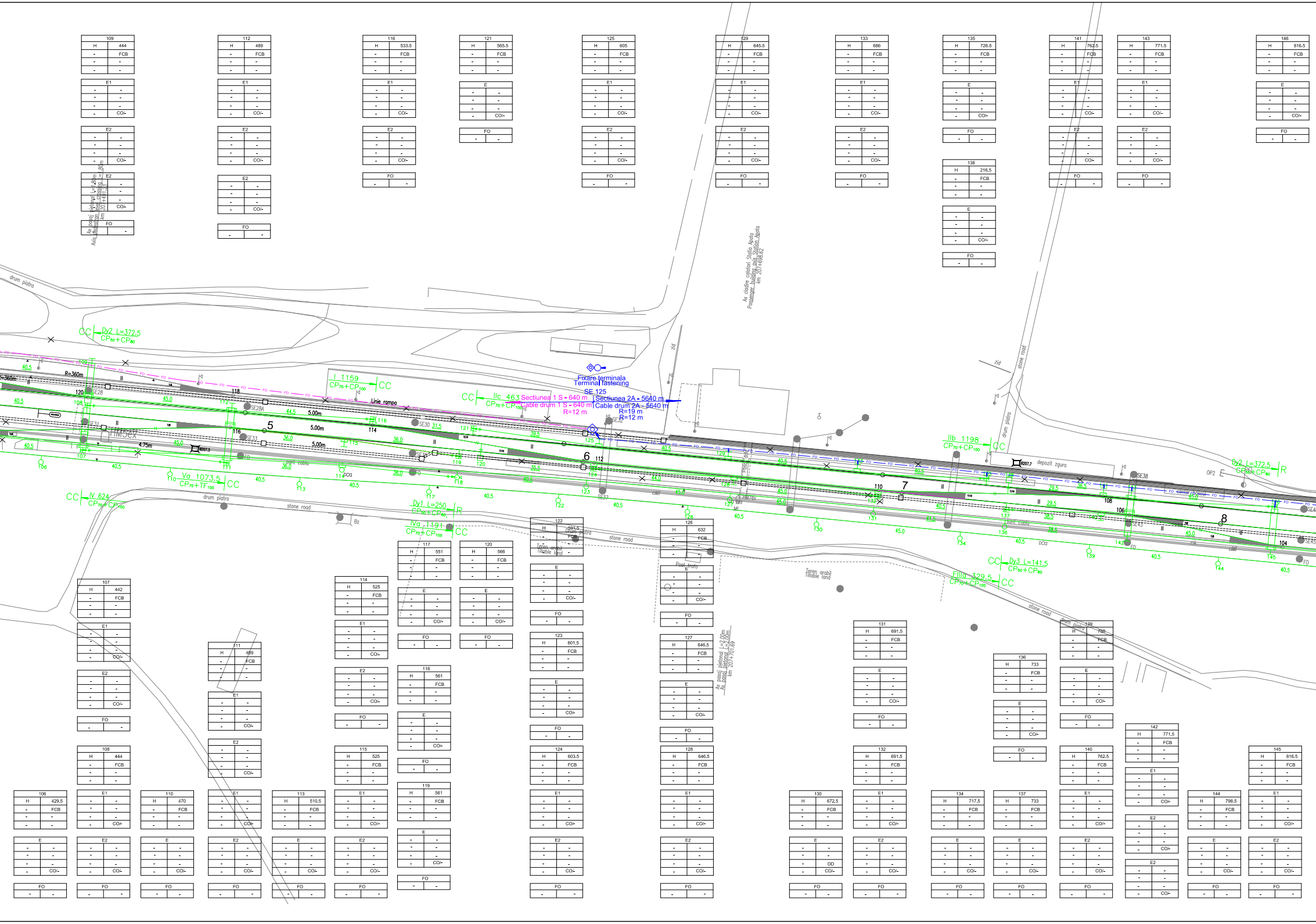
Fixare terminala
Terminal fastening
SE 125
Sectiunea 1 S - 640 m
Cable drum 1 S - 640 m
R=12 m
Sectiunea 2A - 5640 m
Cable drum 2A - 5640 m
R=19 m
R=12 m
Ax cladire calatori Statia Apata
Passenger building axis Station Apata
km 207+698.62
Ax pasaj pietonal L=2.00m
Ax pasaj pietonal
km 207+70.69
Ax pasaj pietonal L=2.25m
Axis underpass km L=180m
km 207+491.33
CC Dy2 L=372,5 CP50+CP80
I 1159 CP70+CP100 CC
CC IIc 463 CP70+CP100
Linie rampa
CC IV 624 CP70+CP100
Va 1073,5 CP70+TF100 CC
Dy1 L=250 CP70+CP80 R
IVa 1191 CP70+CP100 CC
IIb 1198 CP70+CP100 CC
Dy2 L=372,5 CP50+CP80 R
CC Dy3 L=141,5 CP50+CP80
IIIa 329,5 CP70+CP100 CC
R=360m
5
6
7
8
5.00m
4.75m
drum piatra
stone road
Teren arabil
Tillable land
Post trafo
depozit zgura
zid
HM5ex
OP2
FO
H
FCB
E
E1
E2
CO/-
106 107 108 109 110 111 112 113 114 115 116 117 118 119 120 121 122 123 124 125 126 127 128 129 130 131 132 133 134 135 136 137 138 139 140 141 142 143 144 145 146

150	
H	857
-	FCB
-	-
-	-

E	
-	-
-	-
-	-
-	CO/-

FO	
-	-

154	
H	897.5
-	FCB
-	-
-	-

E1	
-	-
-	-
-	-
-	CO/-

E2	
-	-
-	-
-	-
-	CO/-

FO	
-	-

153	
H	167
-	FCB
-	-
-	-

E1	
-	-
-	-
-	-
-	CO/-

E2	
-	-
-	-
-	-
-	CO/-

FO	
-	-

159	
H	942.5
-	FCB
-	-
-	-

E1	
-	-
-	-
-	-
-	CO/-

E2	
-	-
-	-
-	-
-	CO/-

FO	
-	-

163	
H	987.5
-	FCB
-	-
-	-

E1	
-	-
-	-
-	-
-	CO/-

E2	
-	-
-	-
-	-
-	CO/-

FO	
-	-

162	
H	987.5
-	FCB
-	-
-	-

E1	
-	-
-	-
-	-
-	CO/-

E2	
-	-
-	-
-	-
-	CO/-

FO	
-	-

167	
H	028
-	FCB
-	-
-	-

E	
-	-
-	-
-	-
-	CO/-

FO	
-	-

166	
H	028
-	FCB
-	-
-	-

E	
-	-
-	-
-	-
-	CO/-

FO	
-	-

LEGENDA
LEGEND

CTM	◇	Camereta cu mufa de jonctiune Handhole with junction box
CTM	◇	Camereta cu rezerva Handhole with cable reserve
CT	▣	Camera de tragere cu mufa de jonctiune Manhole with junction box
CT	▣	Camera de tragere cu rezerva Manhole with cable reserve
CTS	☐	Camera de tragere speciala pentru subtraversare Special manhhole for undercrossing
	○	Fixare mediana Median fastening
	○◇	Fixare terminala Terminal fastening
	— FO —	Cablu cu fibre optice aerian Aerial optical fiber cable
	— FO —	Cablu cu fibre optice subteran Underground optical fiber cable
	▭	Teava PVC Φ 110 mm / canal metalic PVC pipe Φ 110 mm / metallic chanel

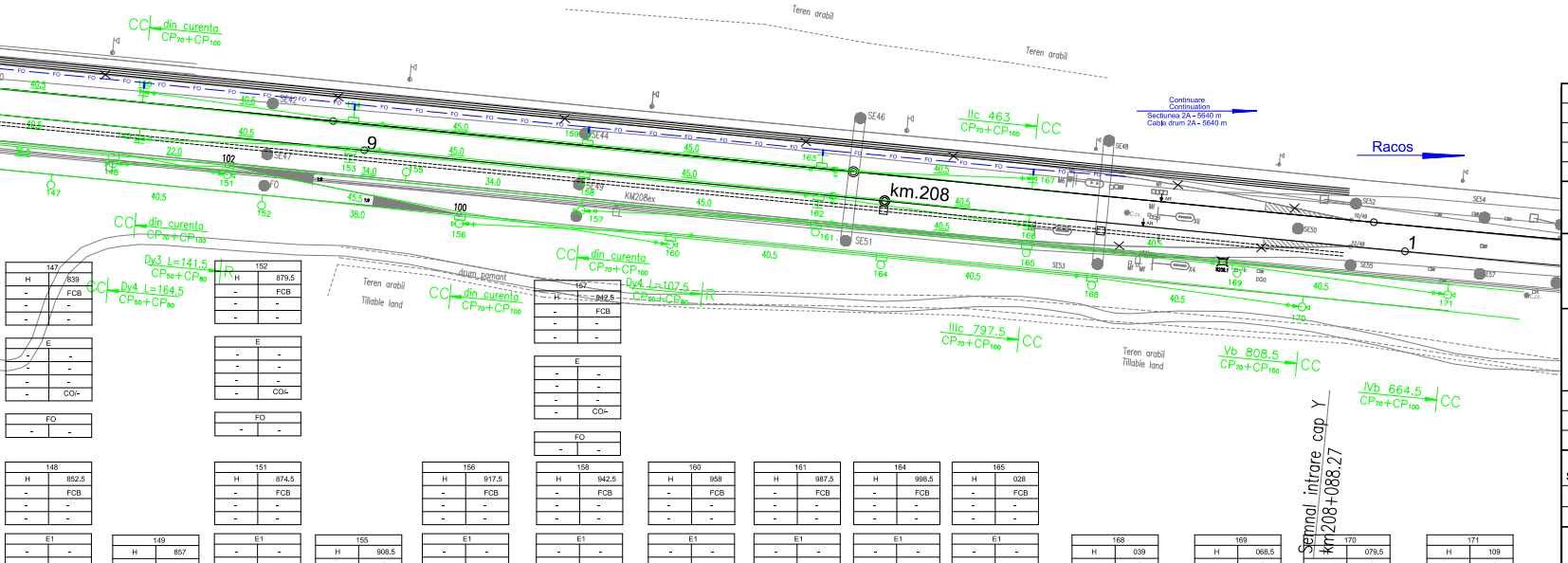
CC din curenta CP70+CP100
Teren arabil
Teren arabil
FO
40.5
150
SE42
154
9
159
SE44
163
SE46
IIc 463 CP70+CP100 CC
Continuare
Continuation
Sectiunea 2A - 5640 m
Cable drum 2A - 5640 m
SE48
Racos
149
22.0
102
SE47
153
34.0
155
45.0
158
SE49
KM208ex
162
km.208
167
166
SE52
SE54
10/49
SE50
1
22/49
148
147
151
152
FO
36.0
45.5
38.0
100
156
157
160
161
SE51
164
165
SE53
168
169
170
171
SE55
SE57
CC din curenta CP70+CP100
Dy3 L=141.5 CP50+CP80 R
CC Dy4 L=164.5 CP50+CP80
Teren arabil
Tillable land
drum pamant
CC din curenta CP70+CP100
Dy4 L=107.5 CP50+CP80 R
IIIc 797.5 CP70+CP100 CC
Teren arabil
Tillable land
Vb 808.5 CP70+CP100 CC
IVb 664.5 CP70+CP100 CC
Semnal intrare cap Y
km208+088.27

147	
H	839
-	FCB
-	-
-	-

E	
-	-
-	-
-	-
-	CO/-

FO	
-	-

152	
H	879.5
-	FCB
-	-
-	-

E	
-	-
-	-
-	-
-	CO/-

FO	
-	-

157	
H	942.5
-	FCB
-	-
-	-

E	
-	-
-	-
-	-
-	CO/-

FO	
-	-

148	
H	852.5
-	FCB
-	-
-	-

E1	
-	-
-	-
-	-
-	CO/-

E2	
-	-
-	-
-	-
-	CO/-

FO	
-	-

149	
H	857
-	FCB
-	-
-	-

E	
-	-
-	-
-	-
-	CO/-

FO	
-	-

151	
H	874.5
-	FCB
-	-
-	-

E1	
-	-
-	-
-	-
-	CO/-

E2	
-	-
-	-
-	-
-	CO/-

FO	
-	-

155	
H	908.5
-	FCB
-	-
-	-

E	
-	-
-	-
-	-
-	CO/-

FO	
-	-

156	
H	917.5
-	FCB
-	-
-	-

E1	
-	-
-	-
-	-
-	CO/-

E2	
-	-
-	-
-	-
-	CO/-

FO	
-	-

158	
H	942.5
-	FCB
-	-
-	-

E1	
-	-
-	-
-	-
-	CO/-

E2	
-	-
-	-
-	-
-	CO/-

FO	
-	-

160	
H	958
-	FCB
-	-
-	-

E1	
-	-
-	-
-	-
-	CO/-

E2	
-	-
-	-
-	-
-	CO/-

FO	
-	-

161	
H	987.5
-	FCB
-	-
-	-

E1	
-	-
-	-
-	-
-	CO/-

E2	
-	-
-	-
-	-
-	CO/-

FO	
-	-

164	
H	998.5
-	FCB
-	-
-	-

E1	
-	-
-	-
-	A
-	CO/-

E2	
-	-
-	-
-	-
-	CO/-

FO	
-	-

165	
H	028
-	FCB
-	-
-	-

E1	
-	-
-	-
-	-
-	CO/-

E2	
-	-
-	-
-	-
-	CO/-

FO	
-	-

168	
H	039
-	FCB
-	-
-	-

E	
-	-
-	-
-	-
-	CO/-

FO	
-	-

169	
H	068.5
-	FCB
-	-
-	-

E	
-	-
-	-
-	-
-	CO/-

FO	
-	-

170	
H	079.5
-	FCB
-	-
-	-

E	
-	-
-	-
-	-
-	CO/-

FO	
-	-

171	
H	109
-	FCB
-	-
-	-

E	
-	-
-	-
-	-
-	CO/-

FO	
-	-

Indice Index	Data Date	Modificare Modification/Revision	Proiectant Designer	Aprobat Consultant Approved Consultant	Aprobat CFR Approved CFR
D					
C					
B					
A					

GUVERNUL ROMANIEI
ROMANIAN GOVERNMENT

PROIECT FINANȚAT DE UNIUNEA EUROPEANĂ
EUROPEAN UNION FINANCED PROJECT

CLIENT / CLIENT

C.N.C.F. "C.F.R." - S.A.

ITALFERR GRUPPO FERROVIE DELLO STATO
Joint Venture leader
Scott Wilson
OBERMEYER PLANEN + BERATEN GmbH
TECNIC Consulting Engineers

CONSULTANT / CONSULTANT

			Data Date	Semnătură Signature
Aprobat Approved	Şef proiect Project manager	R. Liuzza		
Aprobat Approved	Coordonator Secțiune 1 Section 1 Coordinator	C. Gambelli		
Verificat Checked	Verificator Verifier	Pino Amodio		

SUBCONTRACTANT / SUBCONTRACTOR AREX COMPANY

Aprobat Approved	Responsabil Subconsultant Subconsultant Responsible	A.Stanciu - Dinulescu	11.2011	
Întocmit Elaborated	Proiectant Designer	Gabriela Trifan	11.2011	Trifan

Reabilitarea liniei de cale ferata Braşov - Simeria, parte componentă a coridorului IV Pan European, pentru circulaţia trenurilor cu viteza maximă de 160 km/h, **Tronsonul : Braşov - Sighişoara**
Rehabilitation of the railway line Braşov - Simeria, component Part of the IV Pan-European Corridor, for the trains circulation with maximum speed of 160 km/h,
Section : Braşov - Sighişoara

Proiect/Project
2004/RO/16/P/PA/003

Faza / Phase:
P.Th. / T.D.

Denumire desen / Drawing Title :

Statia - APATA - Station
CABLU CU FIBRE OPTICE (Cablul 1)
Plan de situatie
FIBER OPTIC CABLE (cable 1)
Layout Plan

Codificare / Codification System	Scara / Scale	LOT / LOT	Nr. / No 01/ 01

E A 5 1 | 0 1 | E | 0 9 | L 8 | S E | 0 3 | 3 | 7 | 0 0 1 | 1