
Racos
45.0
10
40.5
14
40.5
18
36.0
21
28.0
25
36.0
28
28.0
27.0
Hm5
45.0
8
SE216/5
9
40.5
12
40.5
13
45.0
SE218/5
40.5
16
17
45.0
SE220/5
20
22
36.0
24
26
SE222/5
36.0
4
5
7
SE215/5
40.5
11
SE217/5
45.0
15
45.0
SE219/5
19
36.0
23
SE221/5
36.0
27
29.0
FD
Continuare
Continuation
Sectiunea 5A- 5560 m
Cable drum 5A - 5560 m

VALEA CATEI BROOKE

PARAUL VALEA CATEI

8	
H	372
–	–
An	–
–	–

E1	
5500	–
1400	–
6900	DI
+200	CO/–

12	
H	412.5
–	–
–	–
–	–

E1	
6000	–
1300	–
7300	A
–650	CO/–

E2	
5500	–
1400	–
6900	DD
–150	CO/–

16	
H	457.5
–	–
–	–
–	–

E1	
5500	–
1300	–
6800	ICM
–250	CO/–

E2	
5500	–
2000	–
7500	ICM
+250	CO/–

20	
H	502.5
–	–
–	–
–	–

E1	
5500	–
1400	–
6900	DI
+150	CO/–

E2	
6000	–
1300	–
7300	A
+650	CO/–

24	
H	538.5
–	–
As	–
–	–

E1	
5500	–
1400	–
6900	DD
–200	CO/–

E5	
5500	–
1400	–
6900	DD
–200	CP/–

E6	
5500	–
1400	–
6900	DI
0	CO/–

27	
H	574.5
–	–
As	–
–	–

7	
H	372
–	–
An	–
–	–

E1	
5500	–
1400	–
6900	DD
–200	CO/–

11	
H	412.5
–	–
–	–
–	–

E1	
6000	–
1300	–
7300	A
+650	CO/–

E2	
5500	–
1400	–
6900	DI
+150	CO/–

15	
H	457.5
–	–
–	–
–	–

E1	
5500	–
2000	–
7500	DCM
+250	CO/–

E2	
5500	–
1300	–
6800	DCM
–250	CO/–

19	
H	502.5
–	–
–	–
–	–

E1	
5500	–
1400	–
6900	DD
–150	CO/–

E2	
6000	–
1300	–
7300	A
–650	CO/–

23	
H	538.5
–	–
As	–
–	–

E1	
5500	–
1400	–
6900	DI
+200	CO/–

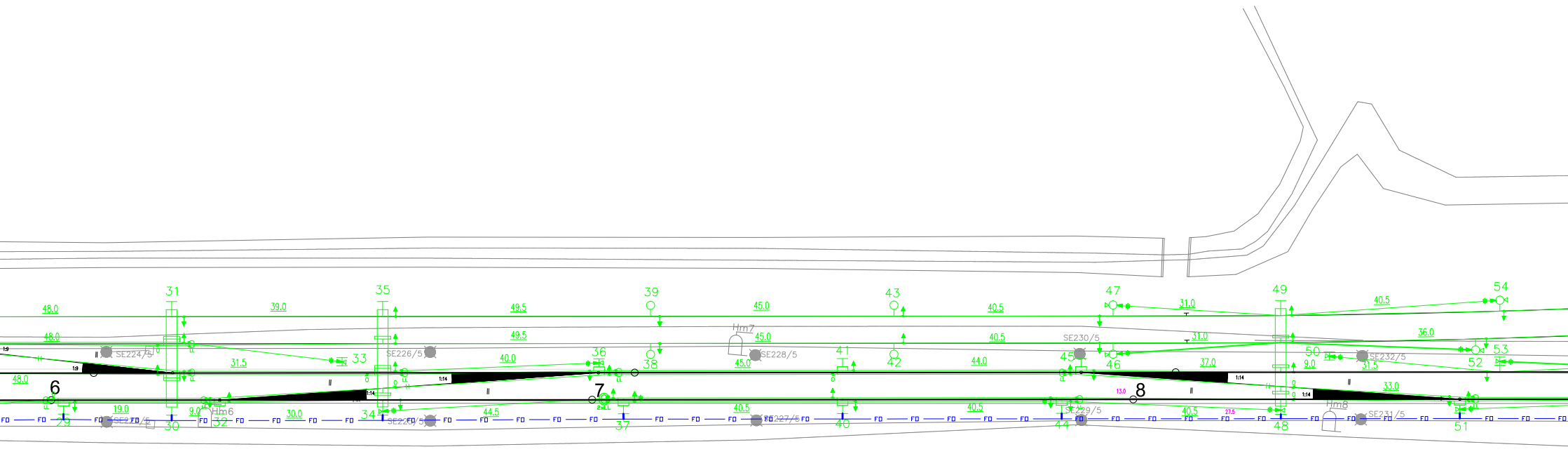
31
35
39
43
47
49
54
48.0
39.0
49.5
45.0
40.5
31.0
40.5
48.0
49.5
45.0
40.5
31.0
36.0
1:9
SE224/5
33
SE226/5
40.0
36
45.0
SE228/5
Hm7
41
42
44.0
45
SE230/5
46
37.0
50
9.0
SE232/5
31.5
52
53
48.0
6
31.5
1:9
1:14
7
1:14
8
13.0
1:14
33.0
19.0
9.0
Hm6
30.0
44.5
40.5
SE227/5
40.5
SE229/5
40.5
27.5
Hm8
SE231/5
29
SE225/5
30
32
34
37
40
44
48
51
FD

29	
H	603.5
–	–
–	–
–	–

E1	
5850	–
1450	–
7300	A
0	CO/–

E2	
5500	–
1400	–
6900	DD
–200	CO/–

E4	
5500	–
1400	–
6900	ICA
+100	CP/–

E5	
5500	–
1400	–
6900	DCA
–150	CP/–

30	
H	622.5
–	–
–	–
–	–

32	
H	631.5
–	–
–	–
–	–

E1	
5550	–
1750	–
7300	DCA
–150	CO/–

E2	
5500	–
1400	–
6900	ICA
+100	CO/–

E3	
5500	–
1400	–
6900	DD
0	CP/–

E4	
5850	–
1450	–
7300	A
–200	CP/–

E5	
5500	–
1400	–
6900	DI
0	CP/–

E6	
5500	–
1400	–
6900	DD
–200	CO/–

34	
H	661.5
–	–
As	–
–	–

VALEA CATEI BROOKE

PARAUL VALEA CATEI

36	
H	701.5
–	–
As	–
–	–

E1	
5500	–
1400	–
6900	ICA
+100	CO/–

E2	
5500	–
1400	–
6900	DCA
–150	CO/–

37	
H	706
–	–
–	–
–	–

E1	
6000	–
1300	–
7300	A
+650	CO/–

E2	
5500	–
1400	–
6900	DI
+150	CO/–

41	
H	746.5
–	–
–	–
–	–

E1	
5500	–
1400	–
6900	DCA
–200	CO/–

E2	
5500	–
1400	–
6900	DCA
0	CO/–

40	
H	746.5
–	–
–	–
–	–

E1	
5500	–
2000	–
7500	DCM
+250	CO/–

E2	
5500	–
1300	–
6800	DCM
–250	CO/–

45	
H	790.5
–	–
–	–
–	–

E1	
5500	–
1400	–
6900	ICA
+100	CO/–

E2	
5500	–
1400	–
6900	DCA
–150	CO/–

44	
H	787
–	–
–	–
–	–

E1	
5500	–
1400	–
6900	DD
–150	CO/–

E2	
6000	–
1300	–
7300	A
–650	CO/–

E3	
5500	–
1400	–
6900	DD
–200	CP/–

E4	
5500	–
1400	–
6900	DI
0	CP/–

E5	
5500	–
1400	–
6900	DI
0	CO/–

48	
H	827.5
–	–
As	–
–	–

50	
H	836.5
–	–
As	–
–	–

53	
H	868
–	–
As	–
–	–

E1	
5500	–
1400	–
6900	DI
+200	CO/–

51	
H	860.5
–	–
As	–
–	–

E1	
5500	–
1400	–
6900	ICA
+100	CO/–

E2	
5550	–
1750	–
7300	DCA
–150	CO/–

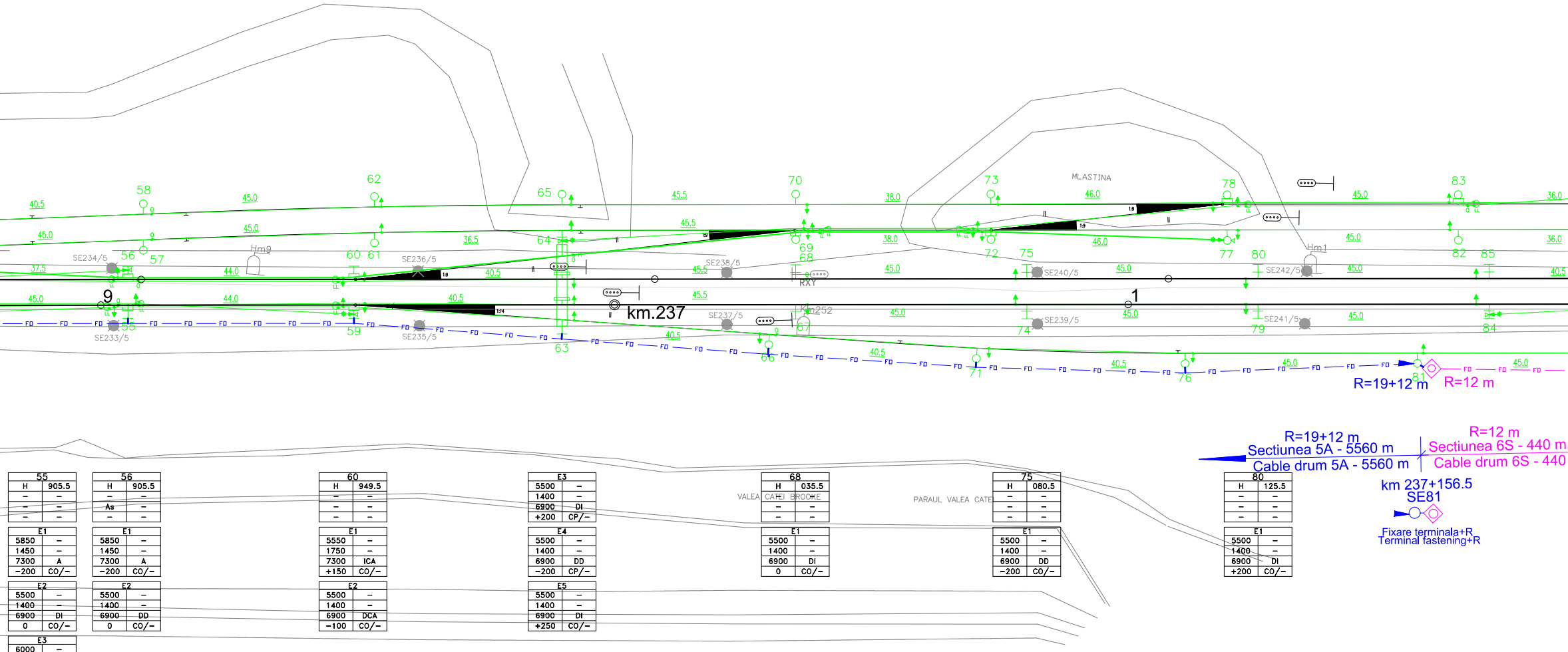
58
62
65
70
73
78
83
MLASTINA
40.5
45.0
45.0
45.0
45.5
45.5
38.0
38.0
36.5
46.0
46.0
45.0
45.0
36.0
36.0
SE234/5
56
57
Hm9
60
61
SE236/5
64
69
68
72
75
SE240/5
77
80
SE242/5
Hm1
82
85
37.5
44.0
40.5
SE238/5
RXY
45.0
40.5
9
55
SE233/5
59
SE235/5
63
km.237
SE237/5
Km252
67
66
71
74
SE239/5
76
79
SE241/5
84
81
1
FO
R=19+12 m
R=12 m
R=19+12 m
Sectiunea 5A - 5560 m
Cable drum 5A - 5560 m
R=12 m
Sectiunea 6S - 440 m
Cable drum 6S - 440
km 237+156.5
SE81
Fixare terminala+R
Terminal fastening+R
VALEA CATEI BROOKE
PARAUL VALEA CATEI

55	
H	905.5
–	–
–	–
–	–

E1	
5850	–
1450	–
7300	A
–200	CO/–

E2	
5500	–
1400	–
6900	DI
0	CO/–

E3	
6000	–
1600	–
7600	A
+200	CO/–

56	
H	905.5
–	–
As	–
–	–

E1	
5850	–
1450	–
7300	A
–200	CO/–

E2	
5500	–
1400	–
6900	DD
0	CO/–

60	
H	949.5
–	–
–	–
–	–

E1	
5550	–
1750	–
7300	ICA
+150	CO/–

E2	
5500	–
1400	–
6900	DCA
–100	CO/–

59	
H	949.5
–	–
As	–
–	–

E1	
5550	–
1750	–
7300	ICA
+150	CO/–

E2	
5500	–
1400	–
6900	DCA
–100	CO/–

E3	
5500	–
1400	–
6900	DI
+200	CP/–

E4	
5500	–
1400	–
6900	DD
–200	CP/–

E5	
5500	–
1400	–
6900	DI
+250	CO/–

63	
H	990
–	–
–	–
–	–

66	
H	030.5
–	–
–	–
–	–

E1	
5500	–
1400	–
6900	DD
0	CO/–

68	
H	035.5
–	–
–	–
–	–

E1	
5500	–
1400	–
6900	DI
0	CO/–

67	
H	035.5
–	–
–	–
–	–

E1	
5500	–
1400	–
6900	DD
–200	CO/–

71	
SECP6	071
–	–
–	–
–	–

E1	
5500	–
1400	–
6900	DD
–250	CO/–

75	
H	080.5
–	–
–	–
–	–

E1	
5500	–
1400	–
6900	DD
–200	CO/–

74	
H	080.5
–	–
–	–
–	–

E1	
5500	–
1400	–
6900	DI
+200	CO/–

76	
SECP6	111.5
–	–
–	–
–	–

E1	
5500	–
1400	–
6900	DD
–250	CO/–

80	
H	125.5
–	–
–	–
–	–

E1	
5500	–
1400	–
6900	DI
+200	CO/–

79	
H	125.5
–	–
–	–
–	–

E1	
5500	–
1400	–
6900	DD
–200	CO/–

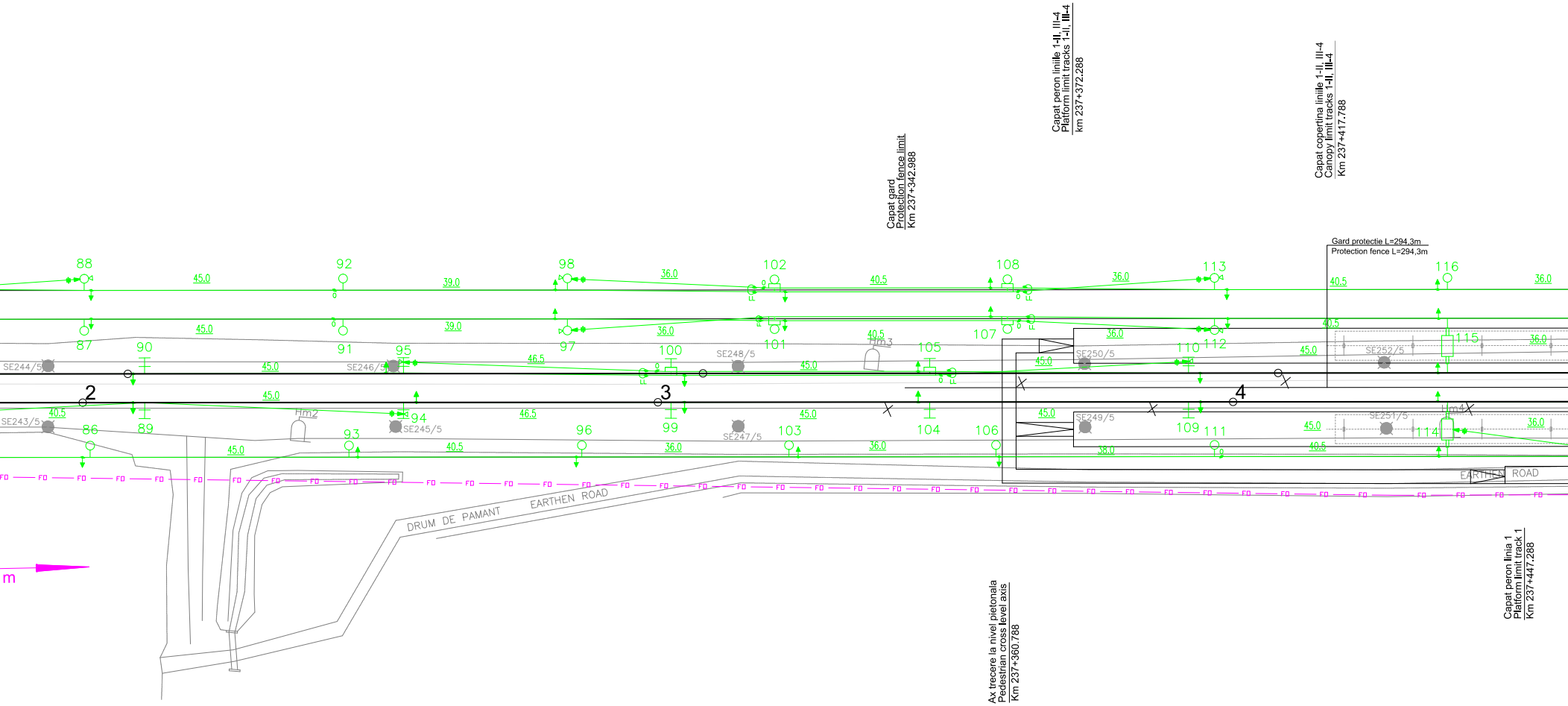
Capat gard
Protection fence limit
Km 237+342.988
Capat peron liniile 1-II, III-4
Platform limit tracks 1-II, III-4
km 237+372.288
Capat copertina liniile 1-II, III-4
Canopy limit tracks 1-II, III-4
Km 237+417.788
Gard protectie L=294,3m
Protection fence L=294,3m
Ax trecere la nivel pietonala
Pedestrian cross level axis
Km 237+360.788
Capat peron linia 1
Platform limit track 1
Km 237+447.288
DRUM DE PAMANT
EARTHEN ROAD
EARTHEN ROAD
Hm2
Hm3
Hm4
2
3
4
SE243/5
SE244/5
SE245/5
SE246/5
SE247/5
SE248/5
SE249/5
SE250/5
SE251/5
SE252/5
86
87
88
89
90
91
92
93
94
95
96
97
98
99
100
101
102
103
104
105
106
107
108
109
110
111
112
113
114
115
116
45.0
39.0
36.0
40.5
46.5
38.0
FO
m

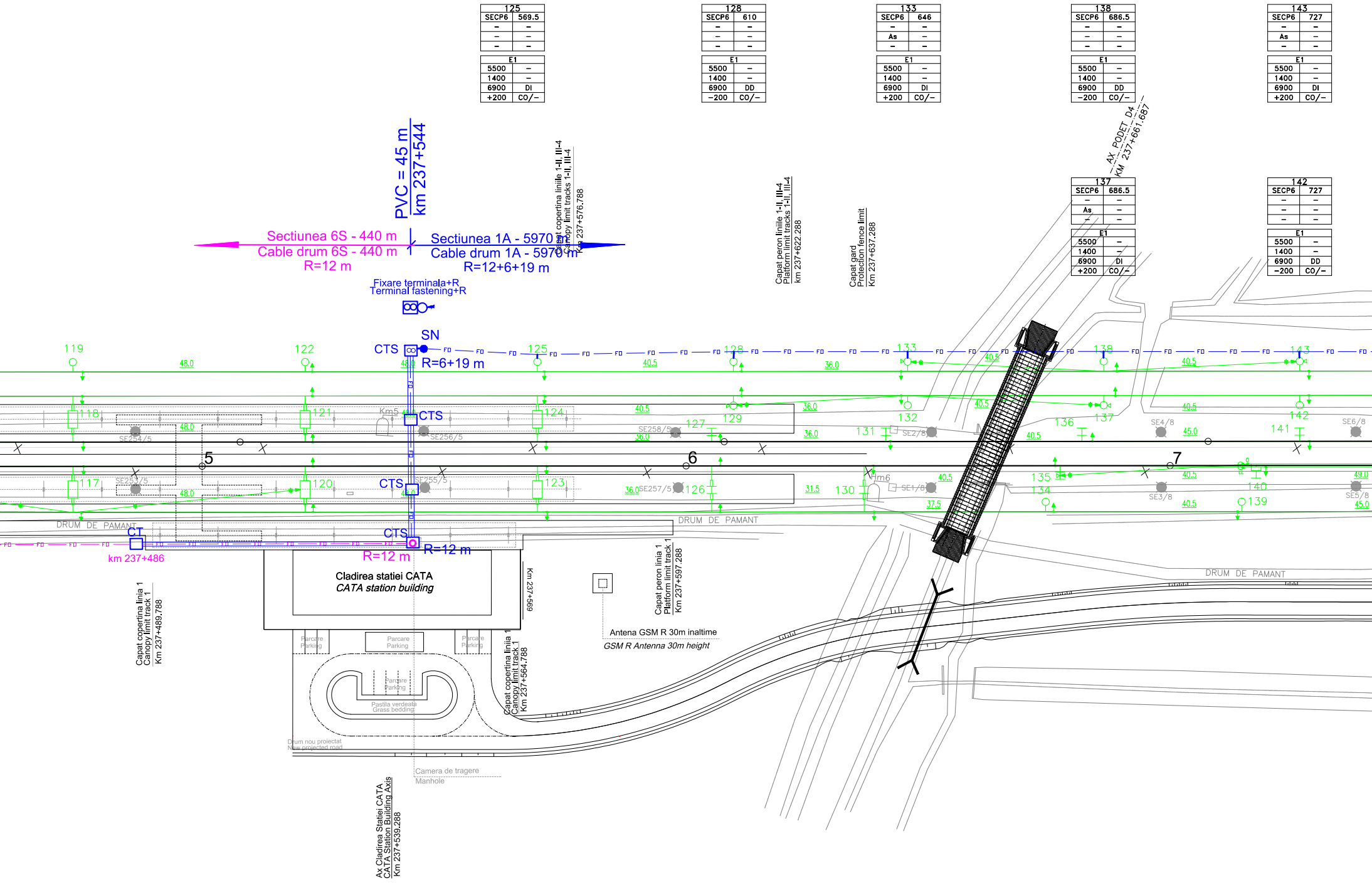
125
SECP6 569.5
– –
– –
– –
E1
5500 –
1400 –
6900 DI
+200 CO/–
128
SECP6 610
– –
– –
– –
E1
5500 –
1400 –
6900 DD
–200 CO/–
133
SECP6 646
– –
As –
– –
E1
5500 –
1400 –
6900 DI
+200 CO/–
138
SECP6 686.5
– –
– –
– –
E1
5500 –
1400 –
6900 DD
–200 CO/–
143
SECP6 727
– –
As –
– –
E1
5500 –
1400 –
6900 DI
+200 CO/–
137
SECP6 686.5
– –
As –
– –
E1
5500 –
1400 –
6900 DI
+200 CO/–
142
SECP6 727
– –
– –
– –
E1
5500 –
1400 –
6900 DD
–200 CO/–
AX PODET D4
KM 237+661.687
PVC = 45 m
km 237+544
Sectiunea 6S - 440 m
Cable drum 6S - 440 m
R=12 m
Sectiunea 1A - 5970 m
Cable drum 1A - 5970 m
R=12+6+19 m
Capat copertina liniile 1-II, III-4
Canopy limit tracks 1-II, III-4
Km 237+576.788
Capat peron liniile 1-II, III-4
Platform limit tracks 1-II, III-4
km 237+622.288
Capat gard
Protection fence limit
Km 237+637.288
Fixare terminala+R
Terminal fastening+R
SN
CTS
R=6+19 m
FO
119
122
125
128
133
138
143
48.0
40.5
36.0
118
121
124
117
120
123
Km5
CTS
SE254/5
SE256/5
SE253/5
SE255/5
SE258/5
SE257/5
5
6
7
127
129
126
132
131
130
SE2/8
SE1/8
Hm6
31.5
37.5
136
137
135
134
SE4/8
SE3/8
45.0
141
142
140
139
SE6/8
SE5/8
49.0
DRUM DE PAMANT
CT
km 237+486
CTS
R=12 m
R=12 m
Cladirea statiei CATA
CATA station building
Km 237+569
Capat copertina linia 1
Canopy limit track 1
Km 237+489.788
Parcare
Parking
Parcare
Parking
Parcare
Parking
Parcare
Parking
Pastila verdeata
Grass bedding
Drum nou proiectat
New projected road
Camera de tragere
Manhole
Ax Cladirea Statiei CATA
CATA Station Building Axis
Km 237+539.288
Capat copertina linia 1
Canopy limit track 1
Km 237+564.788
Antena GSM R 30m inaltime
GSM R Antenna 30m height
Capat peron linia 1
Platform limit track 1
Km 237+597.288
DRUM DE PAMANT
DRUM DE PAMANT

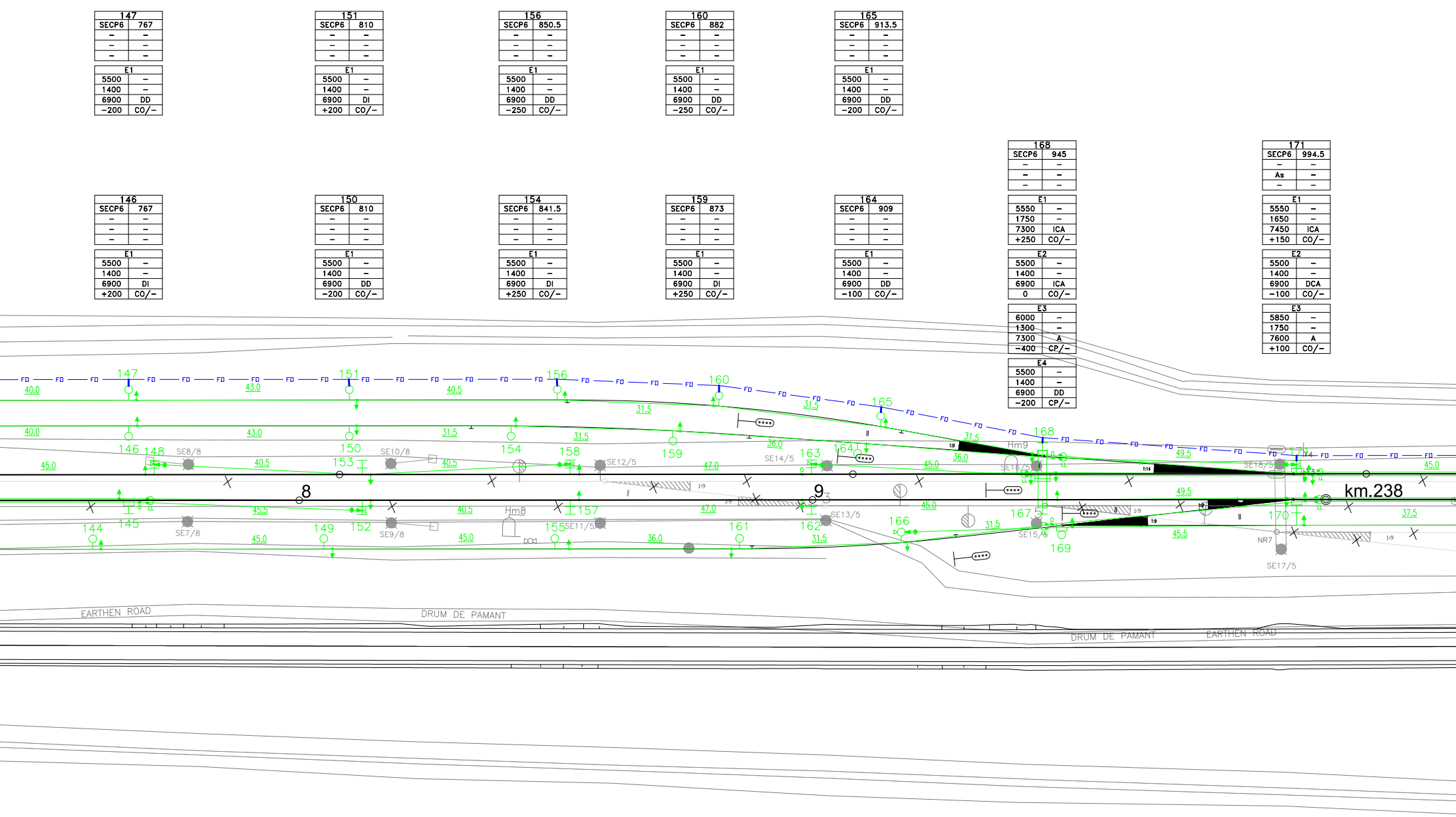

FD
147
151
156
160
165
168
171
40.0
43.0
40.5
31.5
36.0
45.0
47.0
45.5
49.5
37.5
146
148
150
153
154
158
159
163
164
SE8/8
SE10/8
SE12/5
SE14/5
SE16/5
SE18/5
Hm9
1:9
1:14
8
9
km.238
144
145
149
152
155
157
161
162
166
167
169
170
SE7/8
SE9/8
SE11/5
SE13/5
SE15/5
SE17/5
Hm8
NR7
EARTHEN ROAD
DRUM DE PAMANT
DRUM DE PAMANT
EARTHEN ROAD

147	
SECP6	767
–	–
–	–
–	–

E1	
5500	–
1400	–
6900	DD
–200	CO/–

151	
SECP6	810
–	–
–	–
–	–

E1	
5500	–
1400	–
6900	DI
+200	CO/–

156	
SECP6	850.5
–	–
–	–
–	–

E1	
5500	–
1400	–
6900	DD
–250	CO/–

160	
SECP6	882
–	–
–	–
–	–

E1	
5500	–
1400	–
6900	DD
–250	CO/–

165	
SECP6	913.5
–	–
–	–
–	–

E1	
5500	–
1400	–
6900	DD
–200	CO/–

168	
SECP6	945
–	–
–	–
–	–

E1	
5550	–
1750	–
7300	ICA
+250	CO/–

E2	
5500	–
1400	–
6900	ICA
0	CO/–

E3	
6000	–
1300	–
7300	A
–400	CP/–

E4	
5500	–
1400	–
6900	DD
–200	CP/–

171	
SECP6	994.5
–	–
As	–
–	–

E1	
5550	–
1650	–
7450	ICA
+150	CO/–

E2	
5500	–
1400	–
6900	DCA
–100	CO/–

E3	
5850	–
1750	–
7600	A
+100	CO/–

146	
SECP6	767
–	–
–	–
–	–

E1	
5500	–
1400	–
6900	DI
+200	CO/–

150	
SECP6	810
–	–
–	–
–	–

E1	
5500	–
1400	–
6900	DD
–200	CO/–

154	
SECP6	841.5
–	–
–	–
–	–

E1	
5500	–
1400	–
6900	DI
+250	CO/–

159	
SECP6	873
–	–
–	–
–	–

E1	
5500	–
1400	–
6900	DI
+250	CO/–

164	
SECP6	909
–	–
–	–
–	–

E1	
5500	–
1400	–
6900	DD
–100	CO/–

173	
SECP6	039.5
–	–
–	–
–	–

E1	
5850	–
1750	–
7600	A
–200	CO/–

E2	
5500	–
1400	–
6900	DCA
0	CO/–

E3	
5550	–
1650	–
7450	ICA
+200	CO/–

175	
SECP6	082.5
–	–
As	–
–	–

E1	
5550	–
1750	–
7300	DCA
–150	CO/–

E2	
5500	–
1400	–
6900	ICA
+100	CO/–

178	
SECP6	123.5
–	–
As	–
–	–

E1	
5500	–
1400	–
6900	DI
0	CO/–

180	
SECP6	168.5
–	–
–	–
–	–

E1	
6000	–
1300	–
7300	A
–650	CO/–

E2	
5500	–
1400	–
6900	DD
–150	CO/–

183	
SECP6	218
–	–
–	–
–	–

E1	
5500	–
1300	–
6800	ICM
–250	CO/–

E2	
5500	–
2000	–
7300	ICM
+250	CO/–

185	
SECP6	267.5
–	–
–	–
–	–

E1	
5500	–
1400	–
6900	DI
+150	CO/–

E2	
6000	–
1300	–
7300	A
+650	CO/–

188	
SECP6	312.5
–	–
As	–
–	–

E1	
5500	–
1400	–
6900	ICA
+100	CO/–

E2	
5550	–
1750	–
7300	DCA
–150	CO/–

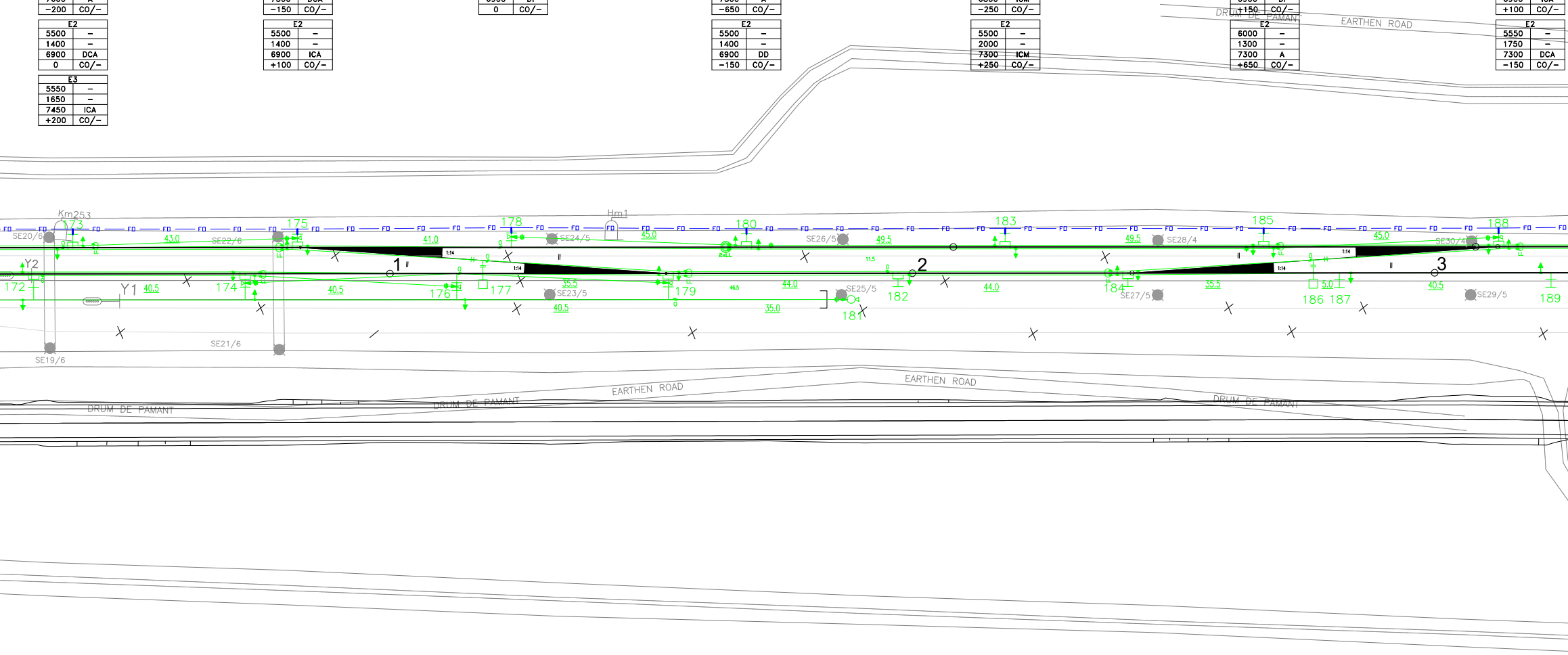
DRUM DE PAMANT
EARTHEN ROAD
Km253
Hm1
FD
173
175
178
180
183
185
188
SE20/6
SE22/6
SE24/5
SE26/5
SE28/4
SE30/4
43.0
41.0
45.0
49.5
49.5
45.0
1:14
1
2
3
11.5
Y2
172
Y1
40.5
174
40.5
176
177
35.5
SE23/5
40.5
179
46.5
44.0
35.0
SE25/5
181
182
44.0
184
SE27/5
35.5
5.0
186 187
40.5
SE29/5
189
SE21/6
SE19/6
EARTHEN ROAD
EARTHEN ROAD
DRUM DE PAMANT
DRUM DE PAMANT
DRUM DE PAMANT

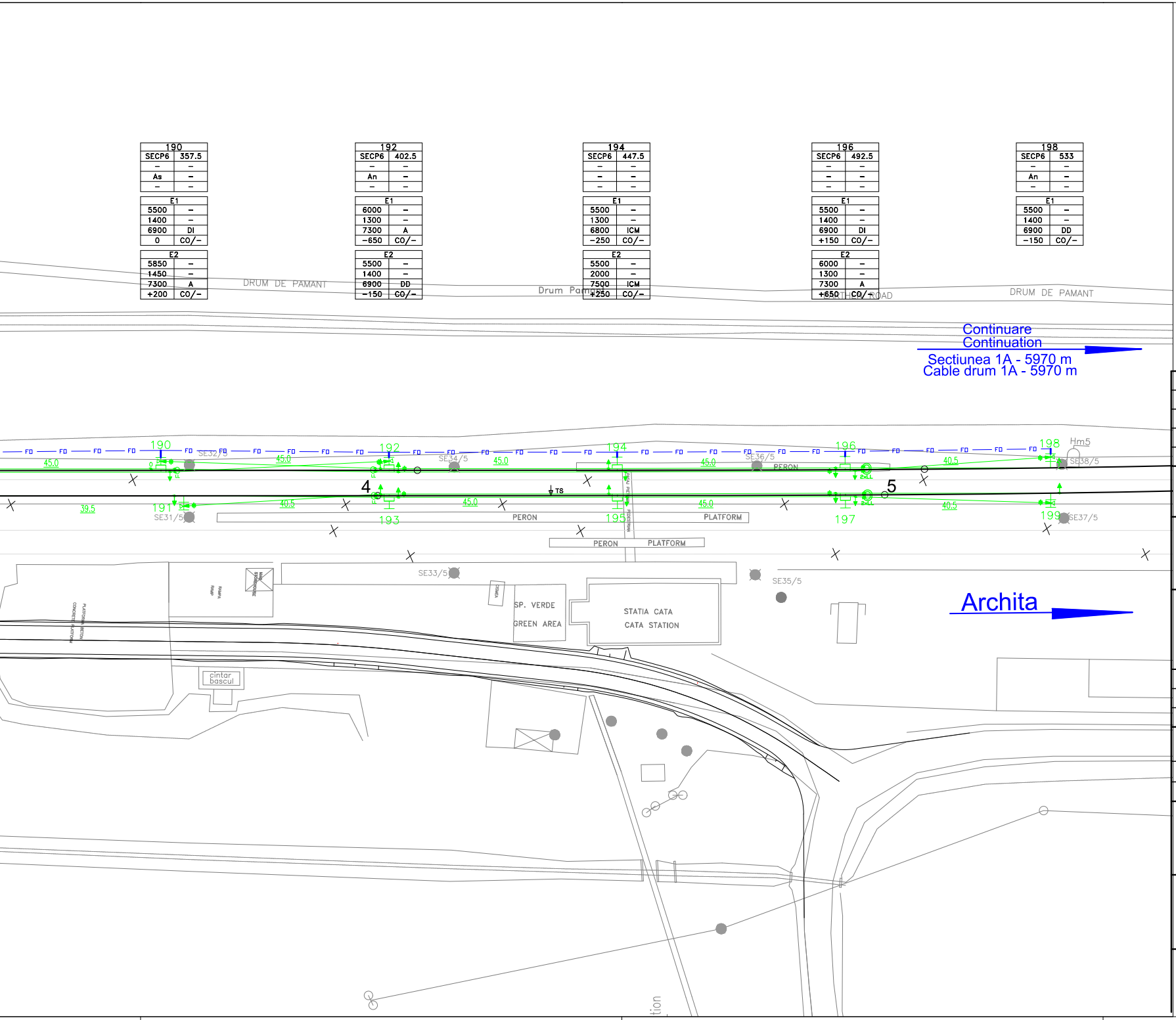
190
SECP6 357.5
– –
As –
– –
E1
5500 –
1400 –
6900 DI
0 CO/–
E2
5850 –
1450 –
7300 A
+200 CO/–
192
SECP6 402.5
– –
An –
– –
E1
6000 –
1300 –
7300 A
–650 CO/–
E2
5500 –
1400 –
6900 DD
–150 CO/–
194
SECP6 447.5
– –
– –
– –
E1
5500 –
1300 –
6800 ICM
–250 CO/–
E2
5500 –
2000 –
7500 ICM
+250 CO/–
196
SECP6 492.5
– –
– –
– –
E1
5500 –
1400 –
6900 DI
+150 CO/–
E2
6000 –
1300 –
7300 A
+650 CO/–
198
SECP6 533
– –
An –
– –
E1
5500 –
1400 –
6900 DD
–150 CO/–
DRUM DE PAMANT
Drum Pamant
EARTHEN ROAD
DRUM DE PAMANT
Continuare
Continuation
Sectiunea 1A - 5970 m
Cable drum 1A - 5970 m
FO
190
192
194
196
198
Hm5
45.0
45.0
45.0
45.0
45.0
40.5
SE32/5
SE34/5
SE36/5
SE38/5
PERON
4
5
TS
39.5
191
SE31/5
40.5
45.0
45.0
40.5
193
195
197
199
SE37/5
PERON
PLATFORM
PERON
PLATFORM
SE33/5
SE35/5
SP. VERDE
GREEN AREA
STATIA CATA
CATA STATION
Archita
cintar
bascul
tion

LEGENDA
LEGEND

CTM	Camereta cu mufa de jonctiune Handhole with jonction box
CTM	Camereta cu rezerva Handhole with cable reserve
CT	Camera de tragere cu mufa de jonctiune Manhole with jonction box
CT	Camera de tragere cu rezerva Manhole with cable reserve
CTS	Camera de tragere speciala pentru subtraversare Special manhole for undercrossing
	Fixare mediana Median fastening
	Fixare terminala Terminal fastening
FO	Cablu cu fibre optice aerian Aerial optical fiber cable
FO	Cablu cu fibre optice subteran Underground optical fiber cable
FO	Teava PVC Φ 110 mm / canal metalic PVC pipe Φ 110 mm / metallic chanel

D					
C					
B					
A					
Indice Index	Data Date	Modificare Modification/Revision	Proiectant Designer	Aprobat Consultant Approved Consultant	Aprobat CFR Approved CFR

GUVERNUL ROMANIEI
ROMANIAN GOVERNMENT

PROIECT FINANŢAT DE UNIUNEA EUROPEANĂ
EUROPEAN UNION FINANCED PROJECT

CLIENT / CLIENT

C.N.C.F. "C.F.R." - S.A.

CONSULTANT / CONSULTANT

			Data Date	Semnătură Signature
Aprobat Approved	Şef proiect Project manager	R. Liuzza		
Aprobat Approved	Coordonator Secţiune 1 Section 1 Coordinator	C. Gambelli		
Verificat Checked	Verificator Verifier	Pino Amodio		

SUBCONTRACTANT / SUBCONTRACTOR

Aprobat Approved	Responsabil Subconsultant Subconsultant Responsible	A.Stanciu - Dinulescu	01.2012	
Întocmit Elaborated	Proiectant Designer	Gabriela Trifan	01.2012	

Reabilitarea liniei de cale ferata Braşov - Simeria, parte componentă a coridorului IV Pan European, pentru circulaţia trenurilor cu viteza maximă de 160 km/h,
Tronsonul : Braşov - Sighişoara
Rehabilitation of the railway line Braşov - Simeria, component Part of the IV Pan-European Corridor, for the trains circulation with maximum speed of 160 km/h,
Section : Braşov - Sighişoara

Proiect/Project
2004/RO/16/P/PA/003

Faza / Phase:
P.Th. / T.D.

Denumire desen / Drawing Title :

Statia - CATA - Station
CABLU CU FIBRE OPTICE (Cablul 1)
Plan de situatie
FIBER OPTIC CABLE (cable 1)
Layout Plan

Codificare / Codification System	Scara / Scale	LOT / LOT	Nr. / No 01/ 01

EA51 01 E 13 L8 SE 04 9 7 001 1