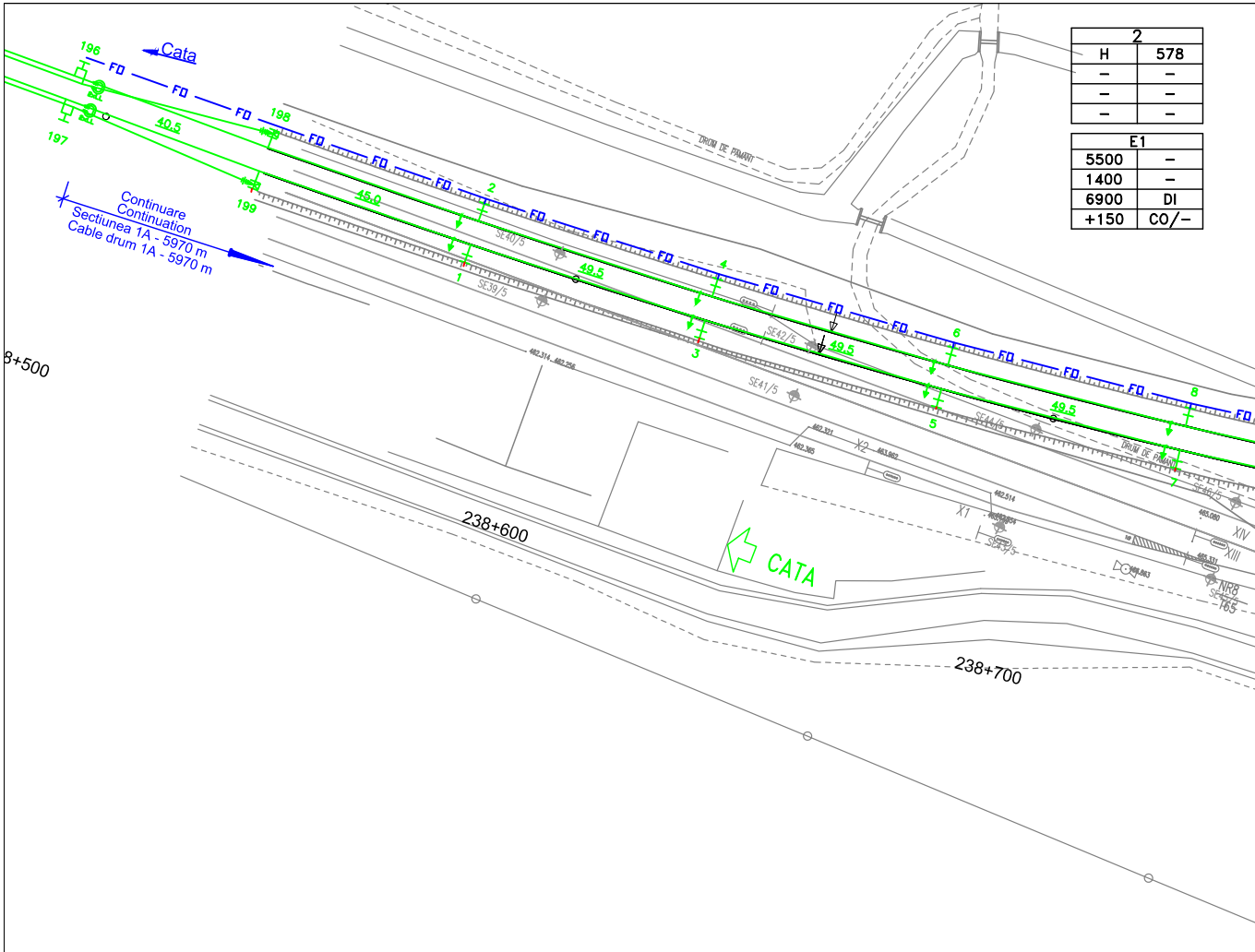

Cata
196
197
198
199
FD
40.5
45.0
49.5
49.5
49.5
49.5
1
2
3
4
5
6
7
8
Continuare
Continuation
Sectiunea 1A - 5970 m
Cable drum 1A - 5970 m
8+500
238+600
238+700
DRUM DE PAMANT
DRUM DE PAMANT
SE39/5
SE40/5
SE41/5
SE42/5
SE43/5
SE44/5
SE45/5
SE46/5
482.314
482.256
462.321
462.365
463.962
462.514
465.080
465.331
X1
X2
XIV
XIII
NR8
T65
CATA

2	
H	578
–	–
–	–
–	–

E1	
5500	–
1400	–
6900	DI
+150	CO/–

1	
H	578
–	–
–	–
–	–

E1	
5500	–
1400	–
6900	DD
–150	CO/–

4	
H	627.5
–	–
–	–
–	–

E1	
5500	–
1400	–
6900	DI
+250	CO/–

6	
H	677
–	–
–	–
–	–

E1	
5500	–
1400	–
6900	DI
+250	CO/–

8	
H	726.5
–	–
–	–
–	–

E1	
5500	–
1400	–
6900	DI
+250	CO/–

10	
H	776
–	–
–	–
–	–

E1	
5500	–
1400	–
6900	DI
+250	CO/–

12	
H	816.5
–	–
–	–
–	–

E1	
5500	–
1400	–
6900	DI
+250	CO/–

14	
H	861.5
–	–
–	–
–	–

E1	
5500	–
1400	–
6900	DI
+250	CO/–

16	
H	906.5
–	–
An	–
–	–

E1	
5500	–
1400	–
6900	DI
+250	CO/–

18	
H	956
–	–
–	–
–	–

E1	
5500	–
1400	–
6900	DI
+250	CO/–

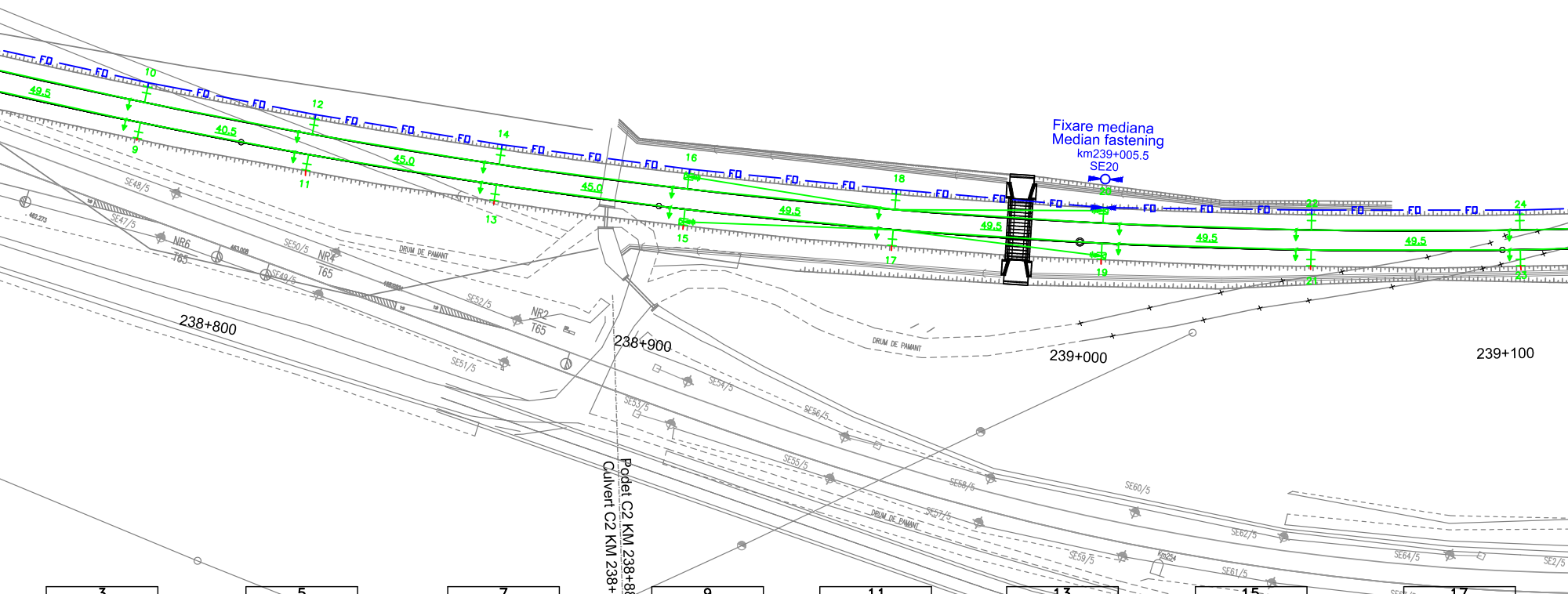
Fixare mediana
Median fastening
km239+005.5
SE20
FD
49.5
40.5
45.0
45.0
49.5
49.5
49.5
49.5
10
12
14
16
18
20
22
24
9
11
13
15
17
19
21
23
238+800
238+900
239+000
239+100
NR6
T65
NR4
T65
NR2
T65
DRUM DE PAMANT
SE47/5
SE48/5
SE49/5
SE50/5
SE51/5
SE52/5
SE53/5
SE54/5
SE55/5
SE56/5
SE57/5
SE58/5
SE59/5
SE60/5
SE61/5
SE62/5
SE64/5
Podet C2 KM 238+887.922
Culvert C2 KM 238+887.922
Axa pasajului D4 km 238+985.452
D4 Passage axis km 238+985.452

3	
H	627.5
–	–
–	–
–	–

E1	
5500	–
1400	–
6900	DD
–250	CO/–

5	
H	677
–	–
–	–
–	–

E1	
5500	–
1400	–
6900	DD
–250	CO/–

7	
H	726.5
–	–
–	–
–	–

E1	
5500	–
1400	–
6900	DD
–250	CO/–

9	
H	776
–	–
–	–
–	–

E1	
5500	–
1400	–
6900	DD
–250	CO/–

11	
H	816.5
–	–
–	–
–	–

E1	
5500	–
1400	–
6900	DD
–250	CO/–

13	
H	861.5
–	–
–	–
–	–

E1	
5500	–
1400	–
6900	DD
–250	CO/–

15	
H	906.5
–	–
An	–
–	–

E1	
5500	–
1400	–
6900	DD
–250	CO/–

17	
H	956
–	–
–	–
–	–

E1	
5500	–
1400	–
6900	DD
–250	CO/–

20	
H	005.5
–	–
An	–
–	–

E1	
5500	–
1400	–
6900	DI
+250	CO/–

22	
H	055
–	–
–	–
–	–

E1	
5500	–
1400	–
6900	DI
+250	CO/–

24	
H	104.5
–	–
–	–
–	–

E1	
5500	–
1400	–
6900	DI
+250	CO/–

26	
H	145
–	–
–	–
–	–

E1	
5500	–
1400	–
6900	DI
+250	CO/–

28	
H	194.5
–	–
–	–
–	–

E1	
5500	–
1400	–
6900	DI
+250	CO/–

30	
H	244
–	–
–	–
–	–

E1	
5500	–
1400	–
6900	DI
+250	CO/–

32	
H	293.5
–	–
–	–
–	–

E1	
5500	–
1400	–
6900	DI
+250	CO/–

34	
H	343
–	–
–	–
–	–

E1	
5500	–
1400	–
6900	DI
+250	CO/–

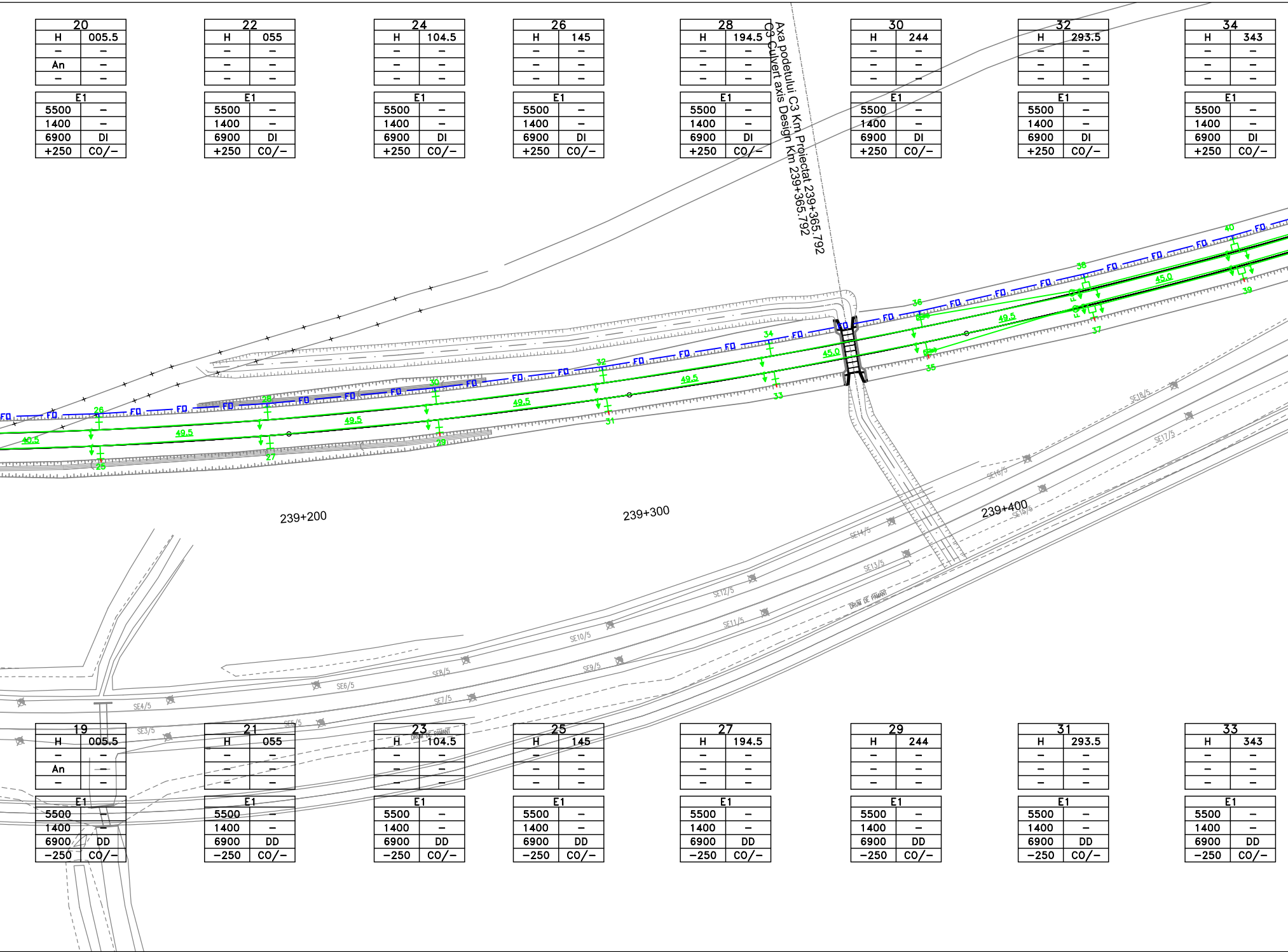
Axa podetului C3 Km Proiectat 239+365.792
C3 Culvert axis Design Km 239+365.792
FD
49.5
45.0
239+200
239+300
239+400
SE3/5
SE4/5
SE5/5
SE6/5
SE7/5
SE8/5
SE9/5
SE10/5
SE11/5
SE12/5
SE13/5
SE14/5
SE15/5
SE16/5
SE17/5
SE18/5
DRUM DE PAMANT

19	
H	005.5
–	–
An	–
–	–

E1	
5500	–
1400	–
6900	DD
–250	CO/–

21	
H	055
–	–
–	–
–	–

E1	
5500	–
1400	–
6900	DD
–250	CO/–

23	
H	104.5
–	–
–	–
–	–

E1	
5500	–
1400	–
6900	DD
–250	CO/–

25	
H	145
–	–
–	–
–	–

E1	
5500	–
1400	–
6900	DD
–250	CO/–

27	
H	194.5
–	–
–	–
–	–

E1	
5500	–
1400	–
6900	DD
–250	CO/–

29	
H	244
–	–
–	–
–	–

E1	
5500	–
1400	–
6900	DD
–250	CO/–

31	
H	293.5
–	–
–	–
–	–

E1	
5500	–
1400	–
6900	DD
–250	CO/–

33	
H	343
–	–
–	–
–	–

E1	
5500	–
1400	–
6900	DD
–250	CO/–

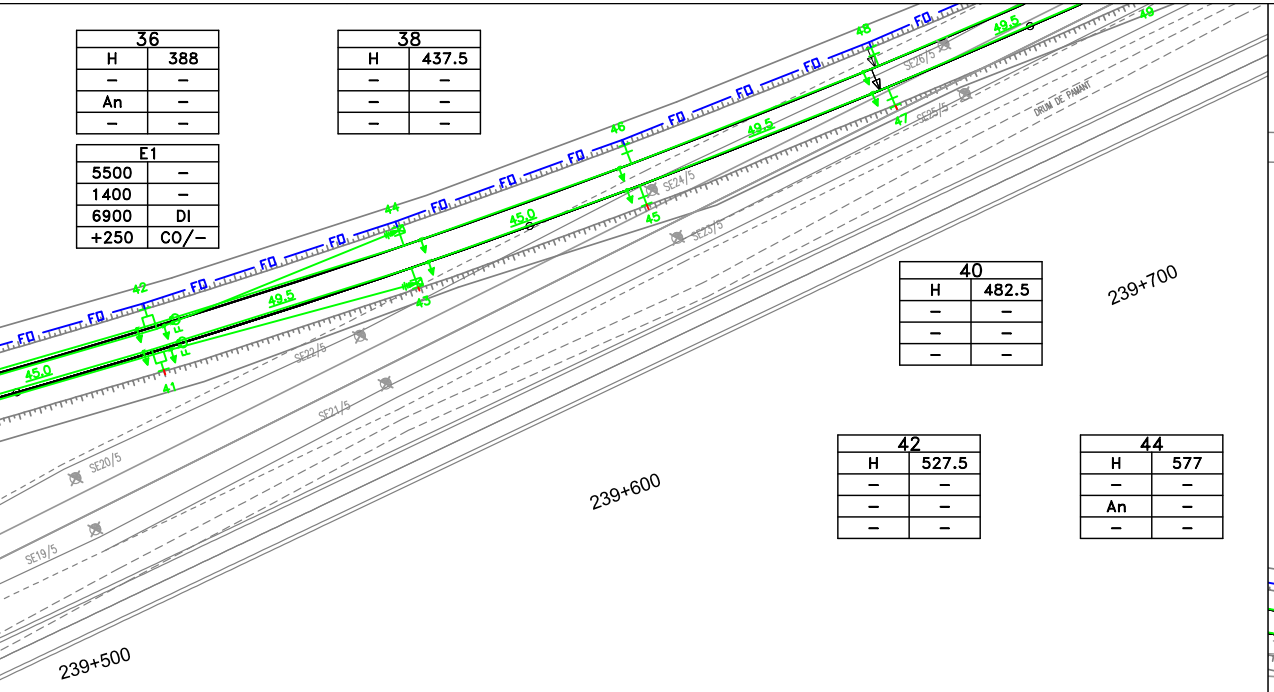

FD
42
44
46
48
49.5
45.0
41
43
45
47
SE19/5
SE20/5
SE21/5
SE22/5
SE23/5
SE24/5
SE25/5
SE26/5
DRUM DE PAMANT
239+500
239+600
239+700

36	
H	388
–	–
An	–
–	–

E1	
5500	–
1400	–
6900	DI
+250	CO/–

38	
H	437.5
–	–
–	–
–	–

40	
H	482.5
–	–
–	–
–	–

42	
H	527.5
–	–
–	–
–	–

44	
H	577
–	–
An	–
–	–



FD
45.0
46
48
50
52
49.5
45
47
49
51
SE23/5
SE24/5
SE25/5
SE26/5
SE27/5
SE28/5
DRUM DE PAMANT
00
239+700

46	
H	622
–	–
–	–
–	–

E1	
5500	–
1400	–
6900	DI
+250	CO/–

48	
H	671.5
–	–
–	–
–	–

E1	
5500	–
1400	–
6900	DI
+250	CO/–

50	
H	721
–	–
–	–
–	–

E1	
5500	–
1400	–
6900	DI
+250	CO/–

52	
H	770.5
–	–
–	–
–	–

E1	
5500	–
1400	–
6900	DI
+100	CO/–

35	
H	388
–	–
An	–
–	–

E1	
5500	–
1400	–
6900	DD
–250	CO/–

37	
H	437.5
–	–
–	–
–	–

E1	
6000	–
1300	–
7300	A
–50	CO/–

E2	
5500	–
1400	–
6900	DD
–250	CO/–

39	
H	482.5
–	–
–	–
–	–

E1	
5500	–
2000	–
7500	DCM
–150	CO/–

E2	
5500	–
1300	–
6800	DCM
–350	CO/–

41	
H	527.5
–	–
–	–
–	–

E1	
5500	–
1400	–
6900	DD
–250	CO/–

E2	
6000	–
1300	–
7300	A
–450	CO/–

43	
H	577
–	–
An	–
–	–

E1	
5500	–
1400	–
6900	DD
–250	CO/–

45	
H	622
–	–
–	–
–	–

E1	
5500	–
1400	–
6900	DD
–250	CO/–

47	
H	671.5
–	–
–	–
–	–

E1	
5500	–
1400	–
6900	DD
–250	CO/–

49	
H	721
–	–
–	–
–	–

E1	
5500	–
1400	–
6900	DD
–250	CO/–

51	
H	770.5
–	–
–	–
–	–

E1	
5500	–
1400	–
6900	DD
–100	CO/–

54	
H	786
–	–
–	–
–	–
E1	
5500	–
1400	–
6900	DI
+250	CO/–

56	
H	860.5
–	–
–	–
–	–
E1	
5500	–
1400	–
6900	DD
–200	CO/–

58	
H	910
–	–
–	–
–	–
E1	
5500	–
1400	–
6900	DI
+200	CO/–

60	
H	959.5
–	–
An	–
–	–
E1	
5500	–
1400	–
6900	DD
–200	CO/–

62	
H	009
–	–
–	–
–	–
E1	
5500	–
1400	–
6900	DI
+200	CO/–

64	
H	058.5
–	–
An	–
–	–
E1	
5500	–
1400	–
6900	DD
–200	CO/–

66	
H	099
–	–
–	–
–	–
E1	
5500	–
1400	–
6900	DI
+200	CO/–

68	
H	144
–	–
–	–
–	–
E1	
5500	–
1400	–
6900	DI
+50	CO/–

70	
H	189
–	–
–	–
–	–
E1	
5500	–
1400	–
6900	DI
+250	CO/–

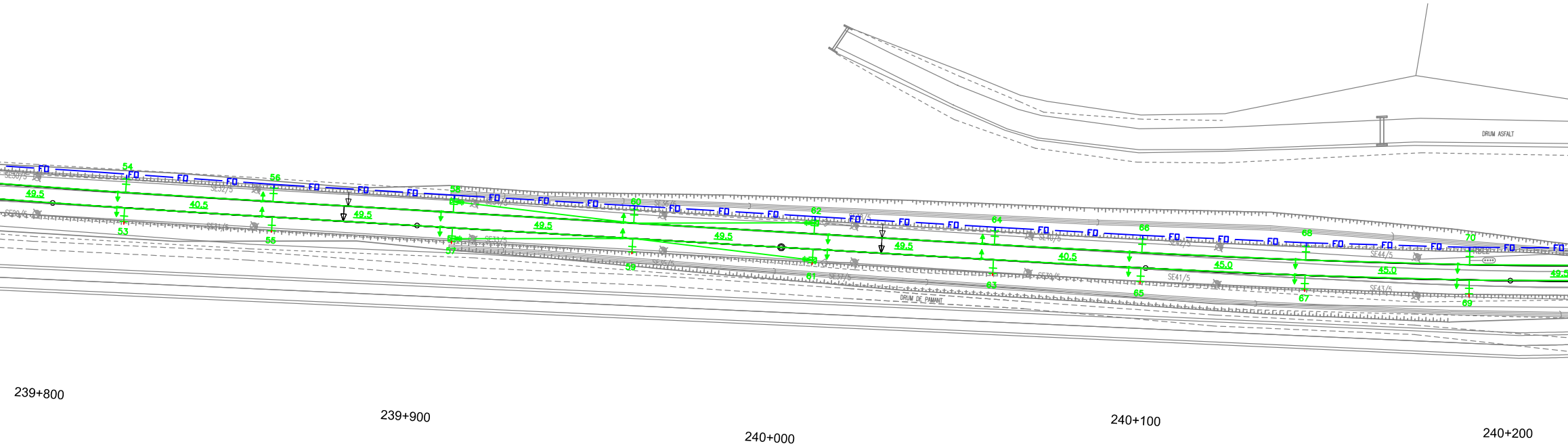
DRUM ASFALT
DRUM DE PAMANT
FD
49.5
40.5
45.0
53
54
55
56
57
58
59
60
61
62
63
64
65
66
67
68
69
70
239+800
239+900
240+000
240+100
240+200

53	
H	786
–	–
–	–
–	–
E1	
5500	–
1400	–
6900	DD
–250	CO/–

55	
H	860.5
–	–
–	–
–	–
E1	
5500	–
1400	–
6900	DI
+200	CO/–

57	
H	910
–	–
–	–
–	–
E1	
5500	–
1400	–
6900	DD
–200	CO/–

59	
H	959.5
–	–
An	–
–	–
E1	
5500	–
1400	–
6900	DI
+200	CO/–

61	
H	009
–	–
–	–
–	–
E1	
5500	–
1400	–
6900	DD
–200	CO/–

63	
H	058.5
–	–
An	–
–	–
E1	
5500	–
1400	–
6900	DI
+200	CO/–

65	
H	099
–	–
–	–
–	–
E1	
5500	–
1400	–
6900	DD
–200	CO/–

67	
H	144
–	–
–	–
–	–
E1	
5500	–
1400	–
6900	DD
–50	CO/–

69	
H	189
–	–
–	–
–	–
E1	
5500	–
1400	–
6900	DD
–250	CO/–

72	
H	238
–	–
–	–
–	–

E1	
5500	–
1400	–
6900	DI
+250	CO/–

74	
H	283
–	–
–	–
–	–

E1	
5500	–
1400	–
6900	DI
+250	CO/–

76	
H	328.5
–	–
–	–
–	–

E1	
5500	–
1400	–
6900	DI
+250	CO/–

78	
H	369
–	–
–	–
–	–

E1	
5500	–
1400	–
6900	DI
+100	CO/–

80	
H	413.5
–	–
An	–
–	–

E1	
5550	–
1400	–
6900	DI
+200	CO/–

82	
H	458.5
–	–
–	–
–	–

E1	
5850	–
1450	–
7300	A
+650	CO/–

E2	
5500	–
1400	–
6900	DD
+150	CO/–

84	
H	508
–	–
–	–
–	–

E1	
5500	–
1400	–
6900	DI
+150	CO/–

E2	
5850	–
1450	–
7300	A
+650	CO/–

86	
H	557.5
–	–
An	–
–	–

E1	
5500	–
1400	–
6900	DD
−200	CO/–

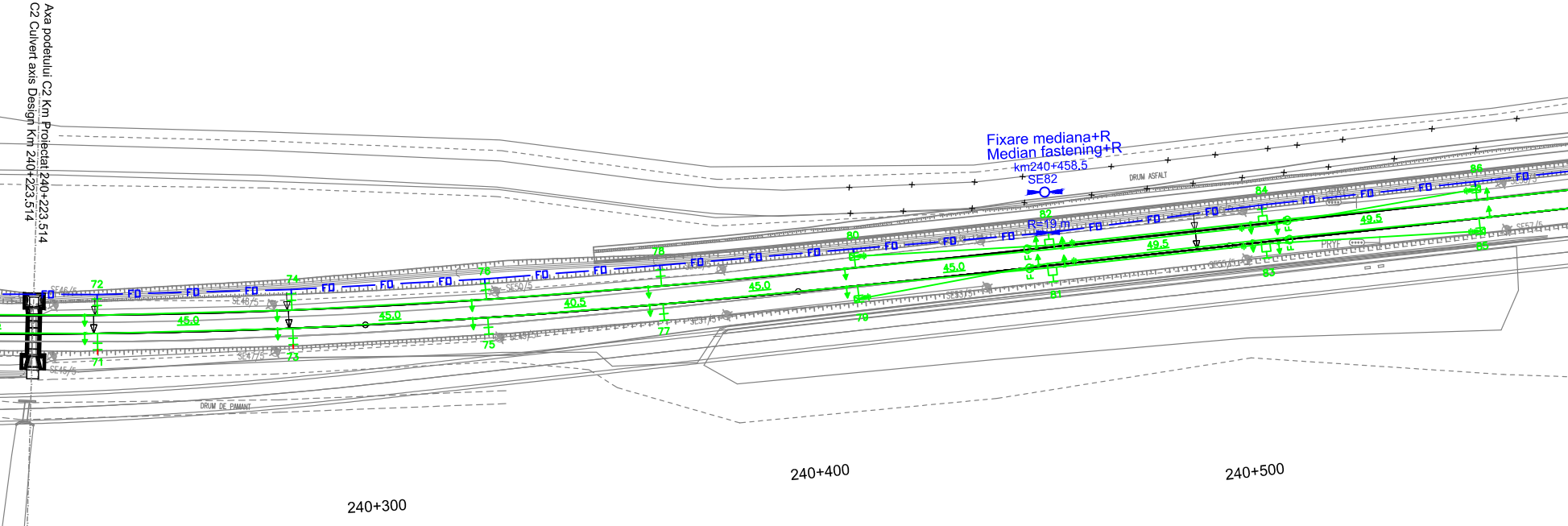
Axa podetului C2 Km Proiectat 240+223.514
C2 Culvert axis Design Km 240+223.514
Fixare mediana+R
Median fastening+R
km240+458.5
SE82
R=19 m
DRUM ASFALT
DRUM DE PAMANT
FD
45.0
40.5
45.0
45.0
45.0
49.5
49.5
71
72
73
74
75
76
77
78
79
80
81
82
83
84
85
86
240+300
240+400
240+500

71	
H	238
–	–
–	–
–	–

E1	
5500	–
1400	–
6900	DD
−250	CO/–

73	
H	283
–	–
–	–
–	–

E1	
5500	–
1400	–
6900	DD
−250	CO/–

75	
H	328.5
–	–
–	–
–	–

E1	
5500	–
1400	–
6900	DD
−250	CO/–

77	
H	369
–	–
–	–
–	–

E1	
5500	–
1400	–
6900	DD
−100	CO/–

79	
H	413.5
–	–
An	–
–	–

E1	
5550	–
1400	–
6900	DD
−200	CO/–

81	
H	458.5
–	–
–	–
–	–

E1	
5850	–
1450	–
7300	A
+650	CO/–

E2	
5850	–
1450	–
7300	DI
+150	CO/–

83	
H	508
–	–
–	–
–	–

E1	
5500	–
1400	–
6900	DD
−150	CO/–

E2	
5850	–
1450	–
7300	A
−650	CO/–

85	
H	557.5
–	–
An	–
–	–

E1	
5500	–
1400	–
6900	DI
+200	CO/–

88	
H	607
–	–
An	–
–	–
E1	
5550	–
1400	–
6900	DI
+200	CO/–

90	
H	656.5
–	–
–	–
–	–
E1	
5850	–
1450	–
7300	A
+650	CO/–
E2	
5500	–
1400	–
6900	DD
+150	CO/–

92	
H	706
–	–
–	–
–	–
E1	
5500	–
1400	–
6900	DI
+150	CO/–
E2	
5850	–
1450	–
7300	A
+650	CO/–

94	
H	751
–	–
An	–
–	–
E1	
5500	–
1400	–
6900	DD
–200	CO/–

98	
H	796
–	–
–	–
–	–
E1	
5500	–
1400	–
6900	DD
+100	CO/–

100	
H	841
–	–
–	–
–	–
E1	
5500	–
1400	–
6900	DD
–200	CO/–

102	
H	890.5
–	–
–	–
–	–
E1	
5500	–
1400	–
6900	DD
–250	CO/–

104	
H	940
–	–
–	–
–	–
E1	
5500	–
1400	–
6900	DD
–250	CO/–

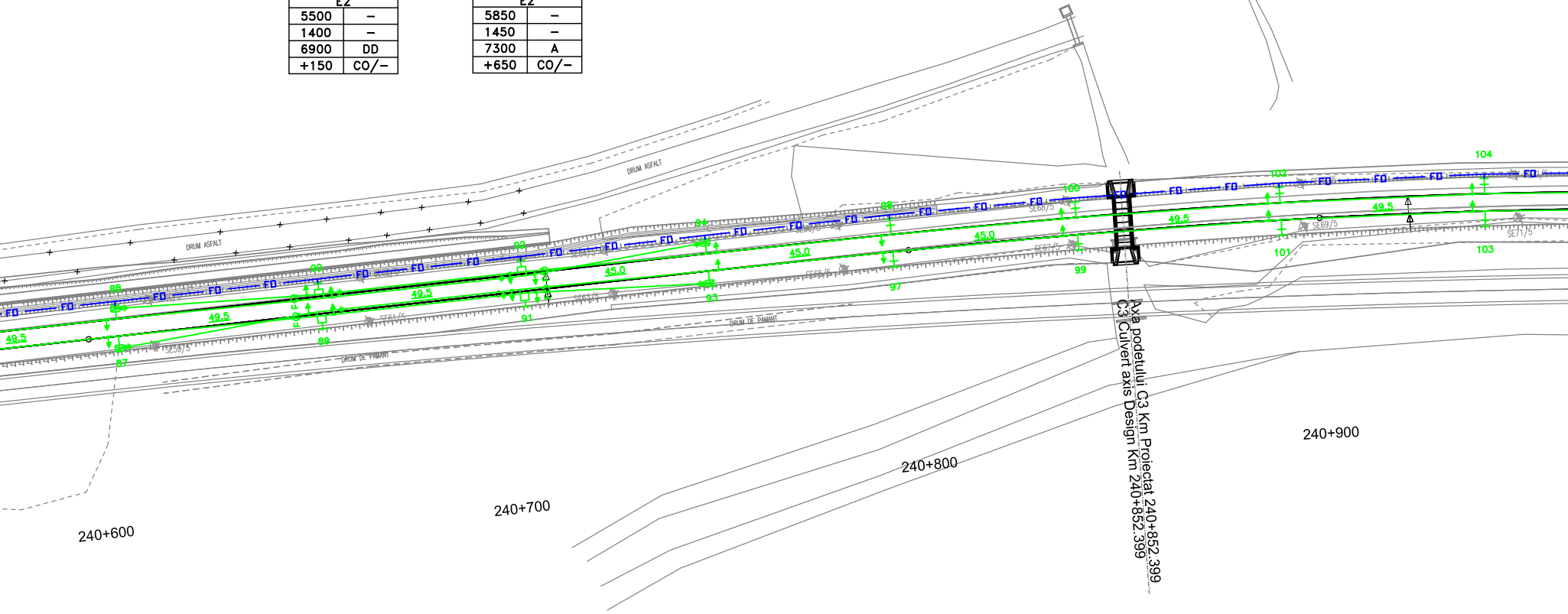
DRUM ASFALT
DRUM ASFALT
DRUM DE PAMANT
DRUM DE PAMANT
FO
49.5
45.0
87
88
89
90
91
92
93
94
97
98
99
100
101
102
103
104
SE59/5
SE61/5
SE63/5
SE65/5
SE67/5
SE69/5
SE71/5
240+600
240+700
240+800
240+900
Axa podetului C3 Km Proiectat 240+852.399
C3 Culvert axis Design Km 240+852.399

87	
H	607
–	–
An	–
–	–
E1	
5550	–
1400	–
6900	DD
–200	CO/–

89	
H	656.5
–	–
–	–
–	–
E1	
5850	–
1450	–
7300	A
+650	CO/–
E2	
5850	–
1450	–
7300	DI
+150	CO/–

91	
H	706
–	–
–	–
–	–
E1	
5500	–
1400	–
6900	DD
–150	CO/–
E2	
5850	–
1450	–
7300	A
–650	CO/–

93	
H	751
–	–
An	–
–	–
E1	
5500	–
1400	–
6900	DI
+200	CO/–

97	
	796
	–
	–
	–
E1	
5500	–
1400	–
6900	DI
–100	CO/–

99	
H	841
–	–
–	–
–	–
E1	
5500	–
1400	–
6900	DI
+200	CO/–

101	
H	890.5
–	–
–	–
–	–
E1	
5500	–
1400	–
6900	DI
+250	CO/–

103	
H	940
–	–
–	–
–	–
E1	
5500	–
1400	–
6900	DI
+250	CO/–

106	
H	989.5
–	–
–	–
–	–

E1	
5500	–
1400	–
6900	DD
−250	CO/−

108	
H	039
–	–
–	–
–	–

E1	
5500	–
1400	–
6900	DD
−150	CO/−

110	
H	079.5
–	–
–	–
–	–

E1	
5500	–
1400	–
6900	DD
−250	CO/−

112	
H	129
–	–
An	–
–	–

E1	
5500	–
1400	–
6900	DI
+50	CO/−

114	
H	178.5
–	–
–	–
–	–

E1	
5500	–
1400	–
6900	DD
−250	CO/−

116	
H	228
–	–
An	–
–	–

E1	
5500	–
1400	–
6900	DI
+200	CO/−

118	
H	277.5
–	–
–	–
–	–

E1	
5500	–
1400	–
6900	DD
−200	CO/−

120	
H	318
–	–
–	–
–	–

E1	
5500	–
1400	–
6900	DI
+200	CO/−

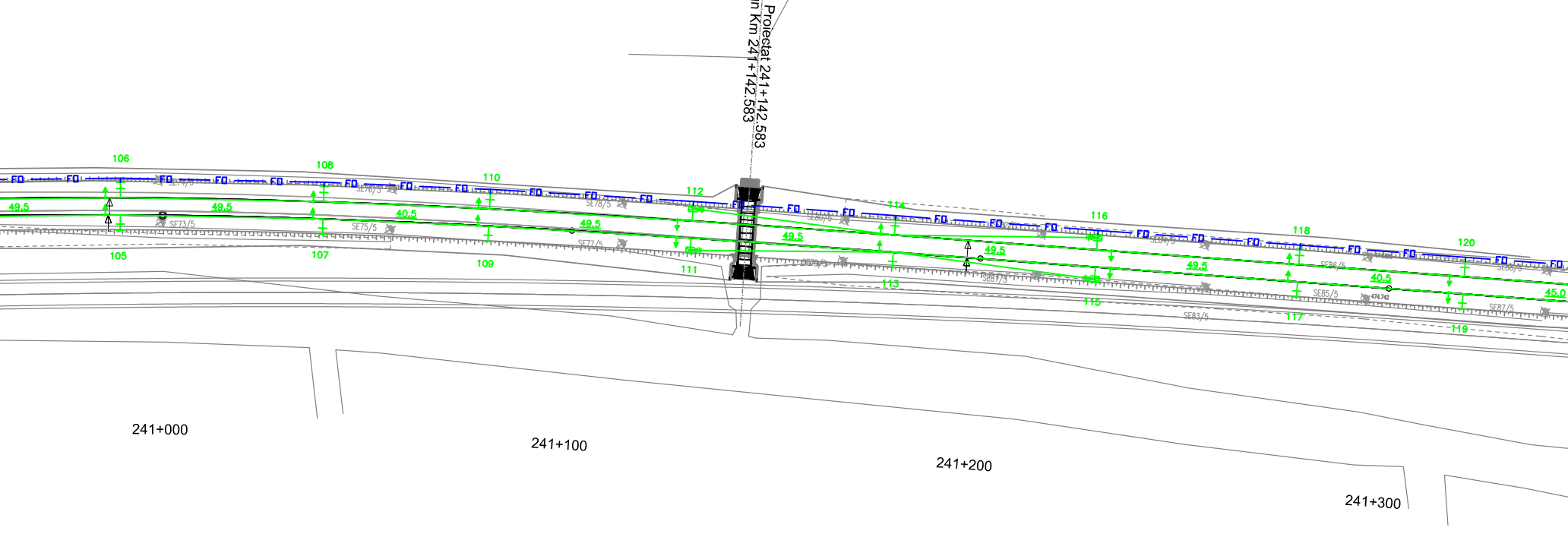
Axa podetului C3 Km Proiectat 241+142.583
C3 Culvert axis Design Km 241+142.583
106
108
110
112
114
116
118
120
105
107
109
111
113
115
117
119
49.5
40.5
45.0
FD
241+000
241+100
241+200
241+300

105	
H	989.5
–	–
–	–
–	–

E1	
5500	–
1400	–
6900	DI
+250	CO/−

107	
H	039
–	–
–	–
–	–

E1	
5500	–
1400	–
6900	DI
+150	CO/−

109	
H	079.5
–	–
–	–
–	–

E1	
5500	–
1400	–
6900	DI
+250	CO/−

111	
H	129
–	–
An	–
–	–

E1	
5500	–
1400	–
6900	DD
−50	CO/−

113	
H	178.5
–	–
–	–
–	–

E1	
5500	–
1400	–
6900	DI
+250	CO/−

115	
H	228
–	–
An	–
–	–

E1	
5500	–
1400	–
6900	DD
−200	CO/−

117	
H	277.5
–	–
–	–
–	–

E1	
5500	–
1400	–
6900	DI
+200	CO/−

119	
H	318
–	–
–	–
–	–

E1	
5500	–
1400	–
6900	DD
−200	CO/−

122	
H	363
–	–
–	–
–	–

E1	
5500	–
1400	–
6900	DD
-200	CO/–

124	
H	408
–	–
–	–
–	–

E1	
5500	–
1400	–
6900	DI
+200	CO/–

126	
H	457.5
–	–
–	–
–	–

E1	
5500	–
1400	–
6900	DD
-200	CO/–

128	
H	507
–	–
–	–
–	–

E1	
5500	–
1400	–
6900	DI
+200	CO/–

130	
H	552
–	–
–	–
–	–

E1	
5500	–
1400	–
6900	DD
-200	CO/–

132	
H	592.5
–	–
–	–
–	–

E1	
5500	–
1400	–
6900	DI
+200	CO/–

134	
H	637.5
–	–
An	–
–	–

E1	
5500	–
1400	–
6900	DD
-200	CO/–

136	
H	687
–	–
–	–
–	–

E1	
5850	–
1450	–
7300	A
0	CO/–

E2	
5500	–
1400	–
6900	DI
+200	CO/–

138	
H	727.5
–	–
–	–
–	–

E1	
5500	–
1400	–
6900	DD
-200	CO/–

E2	
5850	–
1450	–
7300	A
0	CO/–

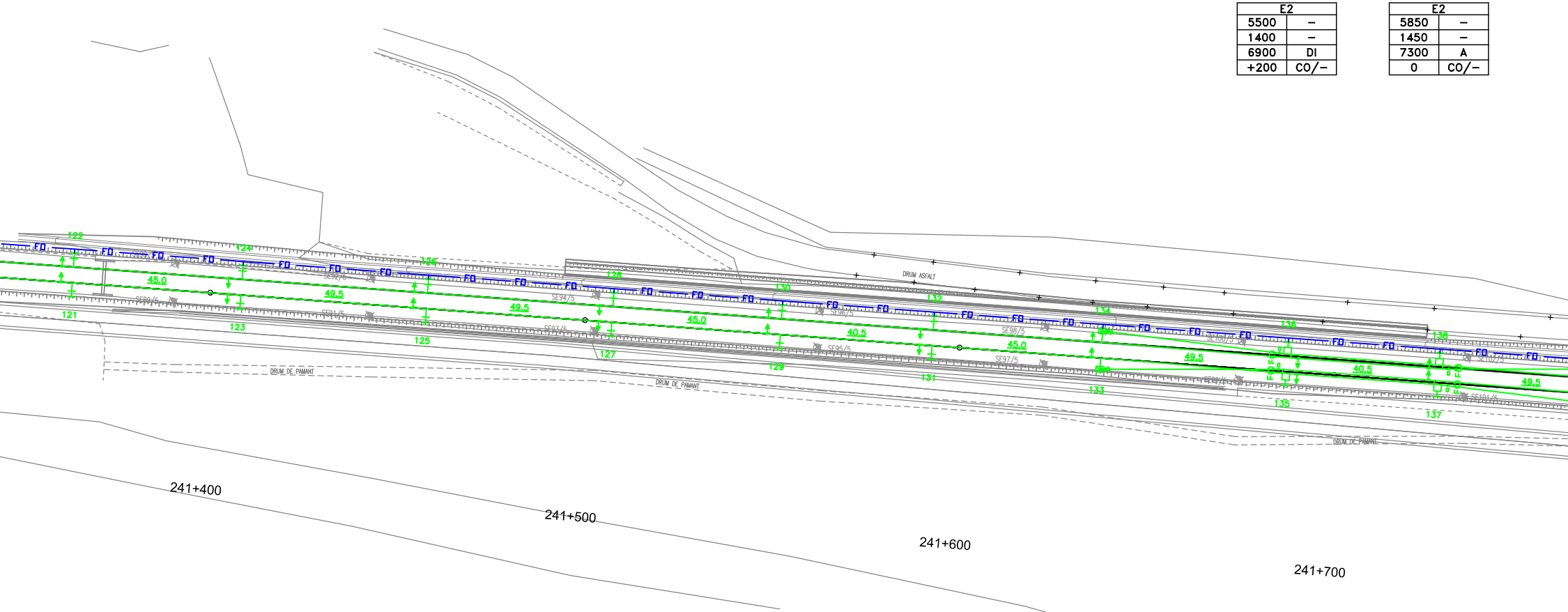
122
124
126
128
130
132
134
136
138
121
123
125
127
129
131
133
135
137
FD
45.0
49.5
40.5
SE89/5
SE91/5
SE93/5
SE94/5
SE95/5
SE96/5
SE97/5
SE98/5
DRUM ASFALT
DRUM DE PAMANT
241+400
241+500
241+600
241+700

121	
H	363
–	–
–	–
–	–

E1	
5500	–
1400	–
6900	DI
+200	CO/–

123	
H	408
–	–
–	–
–	–

E1	
5500	–
1400	–
6900	DD
-200	CO/–

125	
H	457.5
–	–
–	–
–	–

E1	
5500	–
1400	–
6900	DI
+200	CO/–

127	
H	507
–	–
–	–
–	–

E1	
5500	–
1400	–
6900	DD
-200	CO/–

129	
H	552
–	–
–	–
–	–

E1	
5500	–
1400	–
6900	DI
+200	CO/–

131	
H	592.5
–	–
–	–
–	–

E1	
5500	–
1400	–
6900	DD
-200	CO/–

133	
H	637.5
–	–
An	–
–	–

E1	
5500	–
1400	–
6900	DI
+200	CO/–

135	
H	687
–	–
–	–
–	–

E1	
5850	–
1450	–
7300	A
0	CO/–

E2	
5500	–
1400	–
6900	DD
-200	CO/–

137	
H	727.5
–	–
–	–
–	–

E1	
5500	–
1400	–
6900	DI
+200	CO/–

E2	
5850	–
1450	–
7300	A
0	CO/–

140	
H	777
–	–
An	–
–	–

E1	
5500	–
1400	–
6900	DI
+200	CO/–

142	
H	822
–	–
–	–
–	–

E1	
5500	–
1400	–
6900	DD
–200	CO/–

144	
H	871.5
–	–
–	–
–	–

E1	
5500	–
1400	–
6900	DI
+200	CO/–

146	
H	921
–	–
–	–
–	–

E1	
5500	–
1400	–
6900	DD
–200	CO/–

148	
H	970.5
–	–
–	–
–	–

E1	
5500	–
1400	–
6900	DI
+200	CO/–

150	
H	015.5
–	–
–	–
–	–

E1	
5500	–
1400	–
6900	DD
–200	CO/–

152	
H	060.5
–	–
–	–
–	–

E1	
5500	–
1400	–
6900	DI
+200	CO/–

154	
H	105.5
–	–
–	–
–	–

E1	
5500	–
1400	–
6900	DI
–50	CO/–

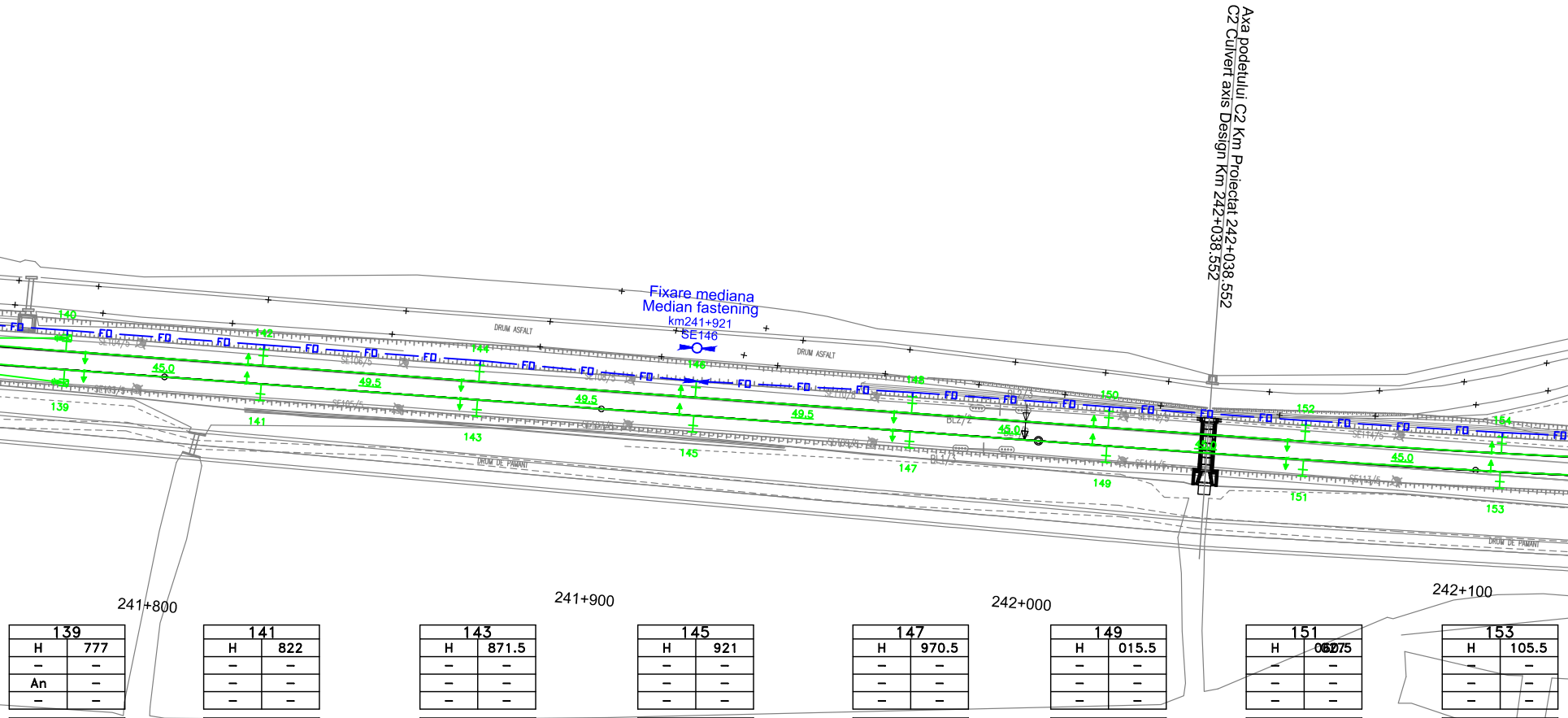
Axa podetului C2 Km Proiectat 242+038.552
C2 Culvert axis Design Km 242+038.552
Fixare mediana
Median fastening
km241+921
SE146
DRUM ASFALT
DRUM ASFALT
DRUM DE PAMANT
DRUM DE PAMANT
FD
140
142
144
146
148
150
152
154
139
141
143
145
147
149
151
153
45.0
49.5
49.5
49.5
45.0
45.0
241+800
241+900
242+000
242+100

139	
H	777
–	–
An	–
–	–

E1	
5500	–
1400	–
6900	DD
–200	CO/–

141	
H	822
–	–
–	–
–	–

E1	
5500	–
1400	–
6900	DI
+200	CO/–

143	
H	871.5
–	–
–	–
–	–

E1	
5500	–
1400	–
6900	DD
–200	CO/–

145	
H	921
–	–
–	–
–	–

E1	
5500	–
1400	–
6900	DI
+200	CO/–

147	
H	970.5
–	–
–	–
–	–

E1	
5500	–
1400	–
6900	DD
–200	CO/–

149	
H	015.5
–	–
–	–
–	–

E1	
5500	–
1400	–
6900	DI
+200	CO/–

151	
H	060.5
–	–
–	–
–	–

E1	
5500	–
1400	–
6900	DD
–200	CO/–

153	
H	105.5
–	–
–	–
–	–

E1	
5500	–
1400	–
6900	DD
+50	CO/–

156		158		160		162		164		166	
H	146	H	191	H	236	H	281	H	330.5	H	375.5
–	–	–	–	–	–	–	–	–	–	–	–
–	–	An	–	–	–	An	–	–	–	–	–
–	–	–	–	–	–	–	–	–	–	–	–
E1		E1		E1		E1		E1		E1	
5500	–	5500	–	5500	–	5500	–	5500	–	5500	–
1400	–	1400	–	1400	–	1400	–	1400	–	1400	–
6900	DI	6900	DI	6900	DI	6900	DI	6900	DI	6900	DI
+250	CO/–	+250	CO/–	+250	CO/–	+250	CO/–	+250	CO/–	+250	CO/–

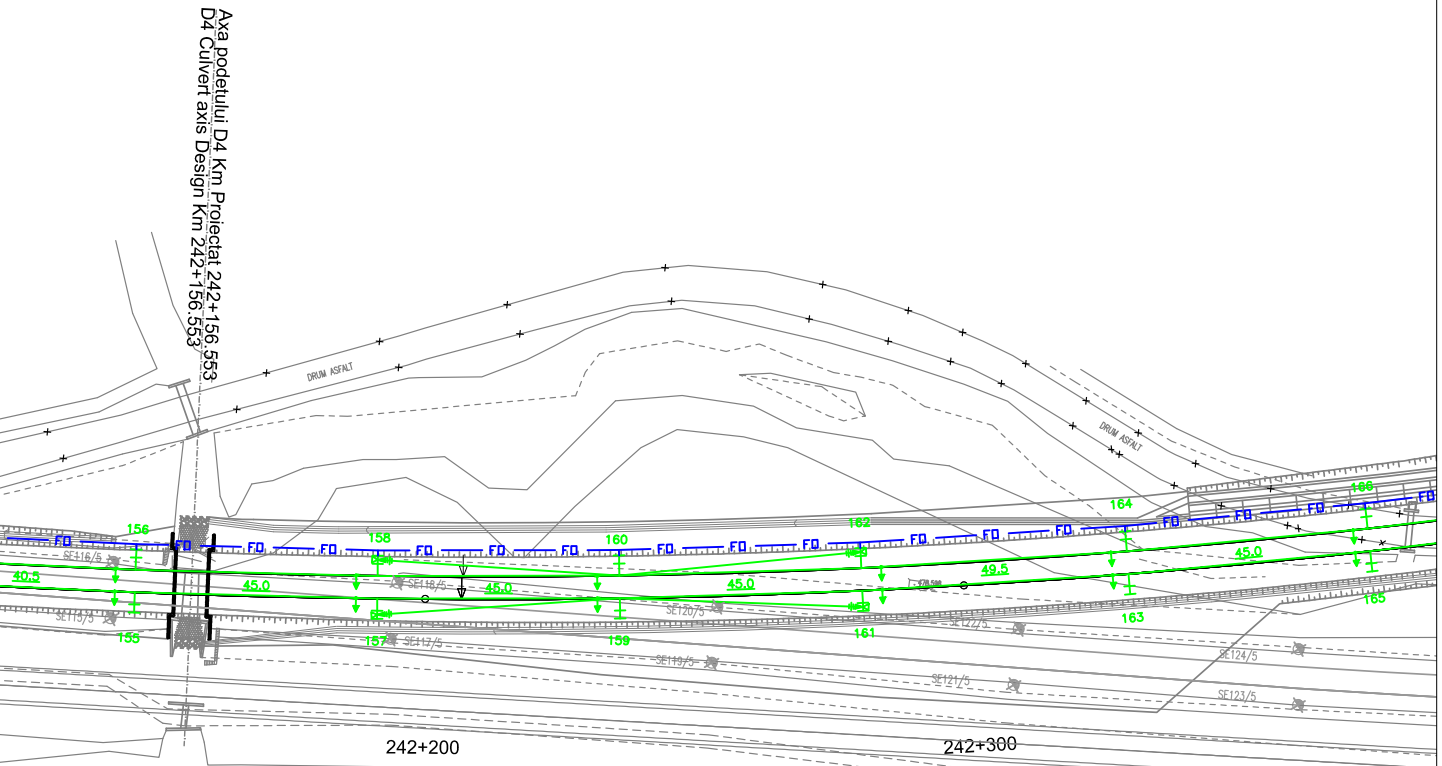
Axa podetului D4 Km Proiectat 242+156.553
D4 Culvert axis Design Km 242+156.553
DRUM ASFALT
DRUM ASFALT
FO
155
156
157
158
159
160
161
162
163
164
165
166
40.5
45.0
45.0
45.0
45.0
49.5
SE116/5
SE115/5
SE118/5
SE117/5
SE119/5
SE120/5
SE121/5
SE122/5
SE123/5
SE124/5
242+200
242+300

155		157		159		161		163		165	
H	146	H	191	H	236	H	281	H	330.5	H	375.5
–	–	–	–	–	–	–	–	–	–	–	–
–	–	An	–	–	–	An	–	–	–	–	–
–	–	–	–	–	–	–	–	–	–	–	–
E1		E1		E1		E1		E1		E1	
5500	–	5500	–	5500	–	5500	–	5500	–	5500	–
1400	–	1400	–	1400	–	1400	–	1400	–	1400	–
6900	DD	6900	DD	6900	DD	6900	DD	6900	DD	6900	DD
–250	CO/–	–250	CO/–	–250	CO/–	–250	CO/–	–250	CO/–	–250	CO/–

LEGENDA
LEGEND

CTM	◇	Camereta cu mufa de jonctiune Handhole with junction box
CTM	◇	Camereta cu rezerva Handhole with cable reserve
CT	□	Camera de tragere cu mufa de jonctiune Manhole with junction box
CT	□	Camera de tragere cu rezerva Manhole with cable reserve
CTS	□	Camera de tragere speciala pentru subtraversare Special manhhole for undercrossing
	▶○◀	Fixare mediana Median fastening
	▶○◇	Fixare terminala Terminal fastening
	— FO —	Cablu cu fibre optice aerian Aerial optical fiber cable
	— FO —	Cablu cu fibre optice subteran Underground optical fiber cable
	—▭FO▭—	Teava PVC Φ 110 mm / canal metalic PVC pipe Φ 110 mm / metallic chanel
	— FO —	Cablu cu fibre optice special pentru tunel protejat in duct HDPE Φ 40 mm instalat in canal de beton al tunelului Special OF cable for tunnels proteated in HDPE duct Φ 40 mm installed in concrete channel of tunnel

NOTA / NOTE:

* Dupa instalarea cablurilor canalul de beton va fi umplut cu nisip

* After all cables installing the concrete channel will be filled up with sand

Indice Index	Data Date	Modificare Modification/Revision	Proiectant Designer	Aprobat Consultant Approved Consultant	Aprobat CFR Approved CFR

GUVERNUL ROMANIEI
ROMANIAN GOVERNMENT

PROIECT FINANȚAT DE UNIUNEA EUROPEANĂ
EUROPEAN UNION FINANCED PROJECT

CFR

C.N.C.F. "C.F.R." - S.A.

CLIENT / CLIENT

ITALFERR
GRUPPO FERROVIE DELLO STATO
Joint Venture leader

Scott Wilson

OBERMEYER
PLANEN + BERATEN GmbH

TECNIC
Consulting Engineers

CONSULTANT / CONSULTANT

			Data Date	Semnătură Signature
Aprobat Approved	Şef proiect Project manager	R. Liuzza	01.2012	
Aprobat Approved	Coordonator Secțiune 1 Section 1 Coordinator	C. Gambelli	01.2012	
Verificat Checked	Expert Verificator Checking Expert	Pino Amodio	01.2012	

SUBCONTRACTANT / SUBCONTRACTOR

AREX COMPANY

Aprobat Approved	Responsabil Subcontractant Subcontractor Responsible	A.Stanciu - Dinulescu	01.2012	
Întocmit Elaborated	Proiectant Designer	Gabriela Trifan	01.2012	Trifan

Reabilitarea liniei de cale ferata Braşov - Simeria, parte componentă a coridorului IV Pan European,
pentru circulația trenurilor cu viteza maximă de 160 km/h,
Tronsonul : Braşov - Sighişoara
Rehabilitation of the railway line Braşov - Simeria, component Part of the IV Pan-European Corridor,
for the trains circulation with maximum speed of 160 km/h,
Section : Braşov - Sighişoara

Proiect/Project
2004/RO/16/P/PA/003

Faza / Phase:
P.Th. / T.D.

Denumire desen / Drawing Title :

Interval - CATA-ARCHITA - SECTION

CABLU CU FIBRE OPTICE (Cablul 1)
Plan de situatie
FIBER OPTIC CABLE (cable 1)
Layout Plan

Codificare / Codification System	Scara / Scale 1:1000	LOT / LOT	Nr. / No 01 / 05

E A 5 1 | 0 1 | E | 1 4 | L 7 | S E | 0 5 | 3 | 7 | 0 0 1 | 1