–	–
–	–

E1	
5500	–
1400	–
6900	DI
+250	CO/–

–	–
–	–

E1	
5500	–
1400	–
6900	DI
+250	CO/–

–	–
–	–

E1	
5500	–
1400	–
6900	DI
+100	CO/–

–	–
–	–

E1	
5500	–
1400	–
6900	DD
–200	CO/–

–	–
–	–

E1	
5500	–
1400	–
6900	DI
+200	CO/–

An	–
–	–

E1	
5500	–
1400	–
6900	DD
–200	CO/–

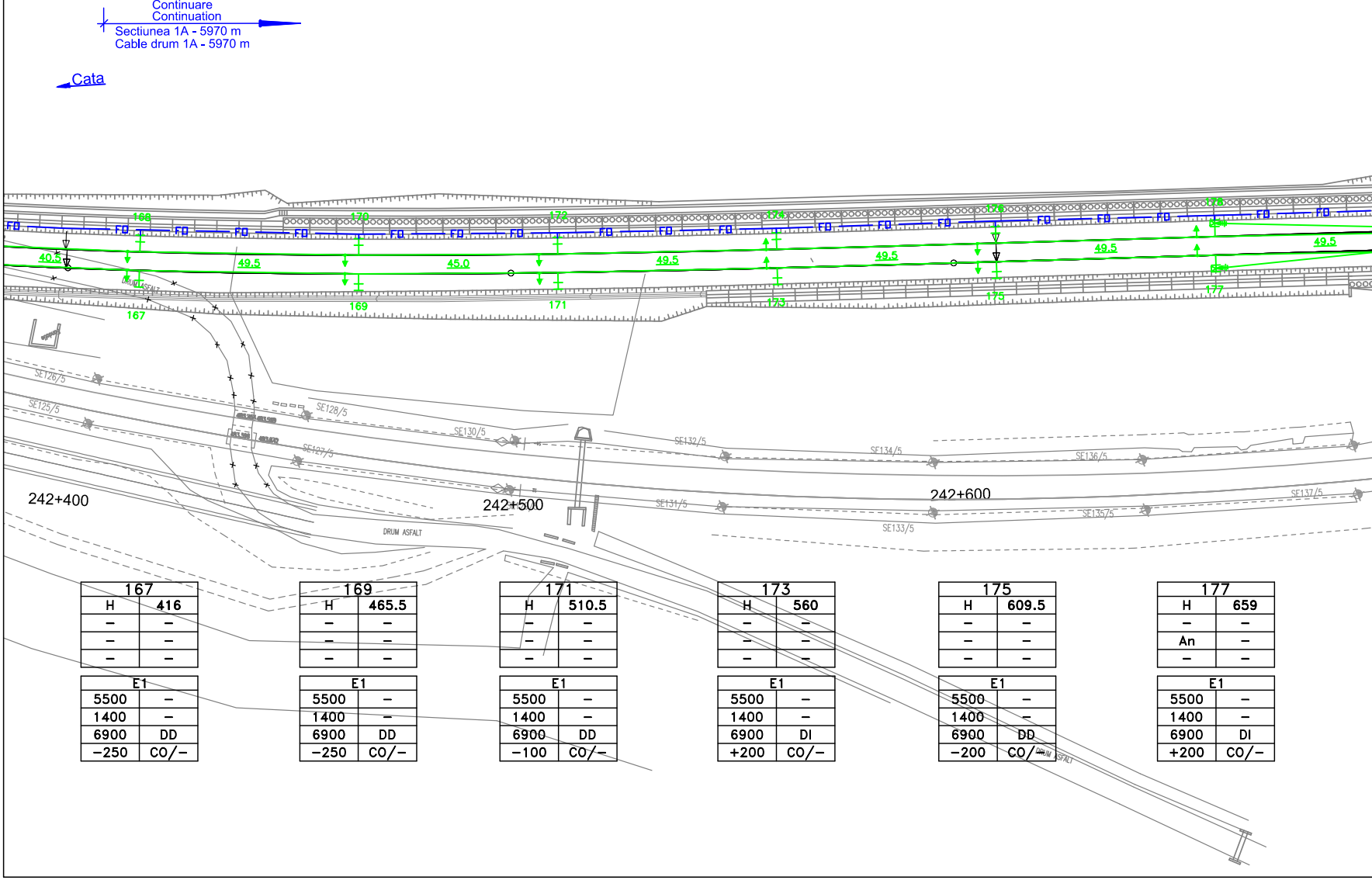
Continuare
Continuation
Sectiunea 1A - 5970 m
Cable drum 1A - 5970 m
Cata
FO
168
170
172
174
176
178
40.5
49.5
45.0
49.5
49.5
49.5
49.5
167
169
171
173
175
177
DRUM ASFALT
SE126/5
SE125/5
SE128/5
SE127/5
SE130/5
SE132/5
SE134/5
SE136/5
SE131/5
SE133/5
SE135/5
SE137/5
242+400
242+500
242+600
DRUM ASFALT

167	
H	416
–	–
–	–
–	–

E1	
5500	–
1400	–
6900	DD
–250	CO/–

169	
H	465.5
–	–
–	–
–	–

E1	
5500	–
1400	–
6900	DD
–250	CO/–

171	
H	510.5
–	–
–	–
–	–

E1	
5500	–
1400	–
6900	DD
–100	CO/–

173	
H	560
–	–
–	–
–	–

E1	
5500	–
1400	–
6900	DI
+200	CO/–

175	
H	609.5
–	–
–	–
–	–

E1	
5500	–
1400	–
6900	DD
–200	CO/–

177	
H	659
–	–
An	–
–	–

E1	
5500	–
1400	–
6900	DI
+200	CO/–

–	–
–	–

E1	
5850	–
1450	–
7300	A
0	CO/–

E2	
5500	–
1400	–
6900	DI
+200	CO/–

–	–
–	–

E1	
5500	–
1400	–
6900	DD
–200	CO/–

E2	
5850	–
1450	–
7300	A
0	CO/–

An	–
–	–

E1	
5500	–
1400	–
6900	DI
+200	CO/–

–	–
–	–

E1	
5500	–
1400	–
6900	DD
–200	CPS/–

–	–
–	–

E1	
5500	–
1400	–
6900	DI
+200	CPS/–

–	–
–	–

E1	
5500	–
1400	–
6900	DD
–200	CPS/–

–	–
–	–

E1	
5500	–
1400	–
6900	DD
–50	CPS/–

–	–
–	–

E1	
5500	–
1400	–
6900	DD
–250	CO/–

–	–
–	–

E1	
5500	–
1400	–
6900	DD
–150	CO/–

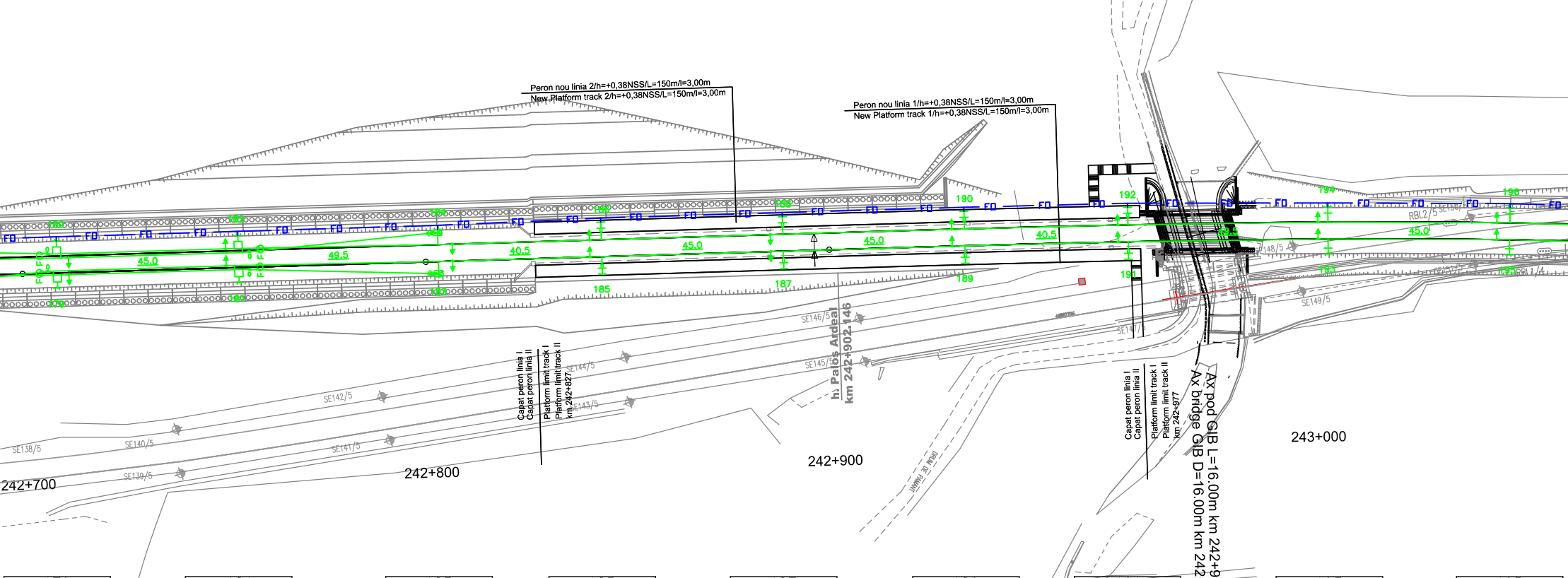
Peron nou linia 2/h=+0,38NSS/L=150m/l=3,00m
New Platform track 2/h=+0,38NSS/L=150m/l=3,00m
Peron nou linia 1/h=+0,38NSS/L=150m/l=3,00m
New Platform track 1/h=+0,38NSS/L=150m/l=3,00m
DRUM DE PAMANT
180
182
184
186
188
190
192
194
196
179
181
183
185
187
189
191
193
195
FO
45.0
49.5
40.5
45.0
45.0
40.5
49.5
45.0
Capat peron linia I
Capat peron linia II
Platform limit track I
Platform limit track II
km 242+827
h. Paloș Ardeal
km 242+902.146
Capat peron linia I
Capat peron linia II
Platform limit track I
Platform limit track II
km 242+977
Ax pod GIB L=16.00m km 242+992.058
Ax bridge GIB D=16.00m km 242+992.058
SE138/5
SE139/5
SE140/5
SE141/5
SE142/5
SE143/5
SE144/5
SE145/5
SE146/5
SE147/5
SE148/5
SE149/5
SE150/5
SE151/5
RBL2/5
RBL1/4
242+700
242+800
242+900
243+000
DRUM DE PAMANT

179	
H	708.5
–	–
–	–
–	–

E1	
5850	–
1450	–
7300	A
0	CO/–

E2	
5500	–
1400	–
6900	DD
–200	CO/–

181	
H	753.5
–	–
–	–
–	–

E1	
5500	–
1400	–
6900	DI
+200	CO/–

E2	
5850	–
1450	–
7300	A
0	CO/–

183	
H	803
–	–
An	–
–	–

E1	
5500	–
1400	–
6900	DD
–200	CO/–

185	
H	843.5
–	–
–	–
–	–

E1	
5500	–
1400	–
6900	DI
+200	CPS/–

187	
H	888.5
–	–
–	–
–	–

E1	
5500	–
1400	–
6900	DD
–200	CPS/–

189	
H	933.5
–	–
–	–
–	–

E1	
5500	–
1400	–
6900	DI
+200	CPS/–

191	
H	974
–	–
–	–
–	–

E1	
5500	–
1400	–
6900	DI
+50	CPS/–

193	
H	023.5
–	–
–	–
–	–

E1	
5500	–
1400	–
6900	DI
+250	CO/–

195	
H	068.5
–	–
–	–
–	–

E1	
5500	–
1400	–
6900	DI
+150	CO/–

–	–	–	–	An	–	–	–	An	–	–	–	–	–	–	–	–	–
–	–	–	–	–	–	–	–	–	–	–	–	–	–	–	–	–	–

E1		E1		E1		E1		E1		E1		E1		E1		E1	
5500	–	5500	–	5500	–	5500	–	5500	–	5500	–	5500	–	5500	–	5500	–
1400	–	1400	–	1400	–	1400	–	1400	–	1400	–	1400	–	1400	–	1400	–
6900	DD	6900	DD	6900	DD	6900	DD	6900	DD	6900	DD	6900	DD	6900	DD	6900	DD
−250	CO/–	−250	CO/–	−250	CO/–	−250	CO/–	−250	CO/–	−250	CO/–	−250	CO/–	−250	CO/–	−250	CO/–


Fixare mediana +R
Median fastening+R
km 243+347.5
SE208
Sectiunea 1A - 5970 m
Cable drum 1A - 5980 m
Sectiunea 2A - 3980 m
Cable drum 2A - 3980 m
R=19 m
R=19 m
FO
49.5
49.5
45.0
45.0
45.0
45.0
45.0
40.5
49.5
197
198
199
200
201
202
203
204
205
206
207
208
209
210
211
212
213
214
SE154/5
SE155/5
SE156/5
SE158/5
SE160/5
SE162/5
SE163/5
SE164/5
SE165/5
SE166/5
SE167/5
BL2/5
BL1/5
BL1/4
SE168/5
SE168A/4
SE170/4
DRUM ASFALTAT
DRUM ASFALT
243+100
243+200
243+300
243+400
243+500

197		199		201		203		205		207		209		211		213	
H	118	H	167.5	H	212.5	H	257.5	H	302.5	H	347.5	H	388	H	437.5	H	487
–	–	–	–	–	–	–	–	–	–	–	–	–	–	–	–	–	–
–	–	–	–	An	–	–	–	An	–	–	–	–	–	–	–	–	–
–	–	–	–	–	–	–	–	–	–	–	–	–	–	–	–	–	–

E1		E1		E1		E1		E1		E1		E1		E1		E1	
5500	–	5500	–	5500	–	5500	–	5500	–	5500	–	5500	–	5500	–	5500	–
1400	–	1400	–	1400	–	1400	–	1400	–	1400	–	1400	–	1400	–	1400	–
6900	DI	6900	DI	6900	DI	6900	DI	6900	DI	6900	DI	6900	DI	6900	DI	6900	DI
+250	CO/–	+250	CO/–	+250	CO/–	+250	CO/–	+250	CO/–	+250	CO/–	+250	CO/–	+250	CO/–	+250	CO/–

–	–
–	–

E1	
5500	–
1400	–
6900	DD
−250	CO/−

–	–
–	–

E1	
5500	–
1400	–
6900	DD
−250	CO/−

–	–
–	–

E1	
5500	–
1400	–
6900	DD
−250	CO/−

An	–
–	–

E1	
5500	–
1400	–
6900	DD
−250	CO/−

–	–
–	–

E1	
6000	–
1300	–
7300	A
−450	CO/−

E2	
5500	–
1400	–
6900	DD
−250	CO/−

–	–
–	–

E1	
5500	–
1300	–
6800	DCM
−350	CO/−

E2	
5500	–
2000	–
7300	DCM
−150	CO/−

–	–
–	–

E1	
5500	–
1400	–
6900	DD
−250	CO/−

E2	
6000	–
1300	–
7300	A
−50	CO/−

An	–
–	–

E1	
5500	–
1400	–
6900	DD
−250	CO/−

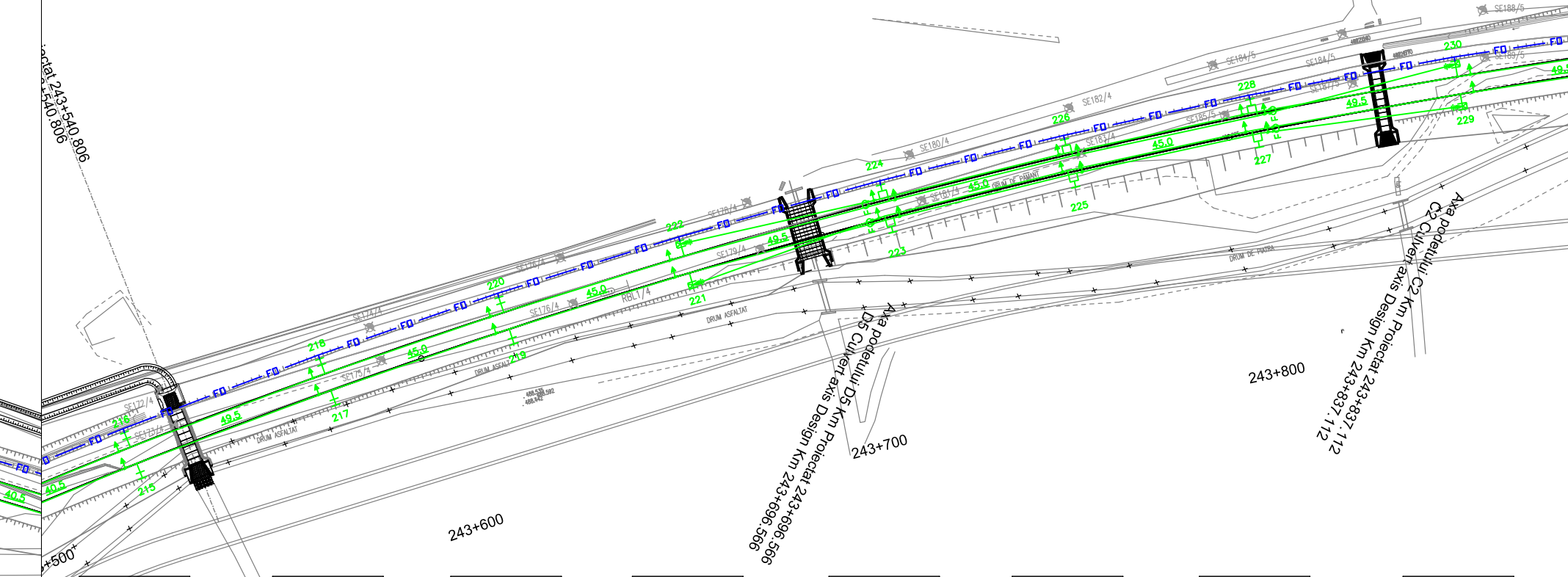
ectat 243+540.806
3+540.806
Axa podetului D5 Km Proiectat 243+696.566
D5 Culvert axis Design Km 243+696.566
Axa podetului C2 Km Proiectat 243+837.112
C2 Culvert axis Design Km 243+837.112
243+600
243+700
243+800
+500
DRUM ASFALTAT
DRUM DE PAMANT
DRUM DE PIATRA
RBL1/4
FO
40.5
45.0
49.5
215
216
217
218
219
220
221
222
223
224
225
226
227
228
229
230

215	
H	527.5
–	–
–	–
–	–

E1	
5500	–
1400	–
6900	DI
+250	CO/−

217	
H	577
–	–
–	–
–	–

E1	
5500	–
1400	–
6900	DI
+250	CO/−

219	
H	622
–	–
–	–
–	–

E1	
5500	–
1400	–
6900	DI
+250	CO/−

221	
H	667
–	–
An	–
–	–

E1	
5500	–
1400	–
6900	DI
+250	CO/−

223	
H	716.5
–	–
–	–
–	–

E1	
6000	–
1300	–
7300	A
+450	CO/−

E2	
5500	–
1400	–
6900	DI
+250	CO/−

225	
H	761.5
–	–
–	–
–	–

E1	
5500	–
2000	–
7500	ICM
+350	CO/−

E2	
5500	–
1300	–
6800	ICM
+150	CO/−

227	
H	806.5
–	–
–	–
–	–

E1	
5500	–
1400	–
6900	DI
+250	CO/−

E2	
6000	–
1300	–
7300	A
+50	CO/−

229	
H	856
–	–
An	–
–	–

E1	
5500	–
1400	–
6900	DI
+250	CO/−

–	–
–	–

E1	
5500	–
1400	–
6900	DD
–250	CO/–

–	–
–	–

E1	
5500	–
1400	–
6900	DD
–250	CO/–

–	–
–	–

E1	
5500	–
1400	–
6900	DD
–250	CO/–

–	–
–	–

E1	
5500	–
1400	–
6900	DD
–250	CO/–

–	–
–	–

E1	
5500	–
1400	–
6900	DD
–250	CO/–

–	–
–	–

E1	
5500	–
1400	–
6900	DD
–250	CO/–

An	–
–	–

E1	
5500	–
1400	–
6900	DD
–150	CO/–

–	–
–	–

E1	
5500	–
1400	–
6900	DD
–250	CO/–

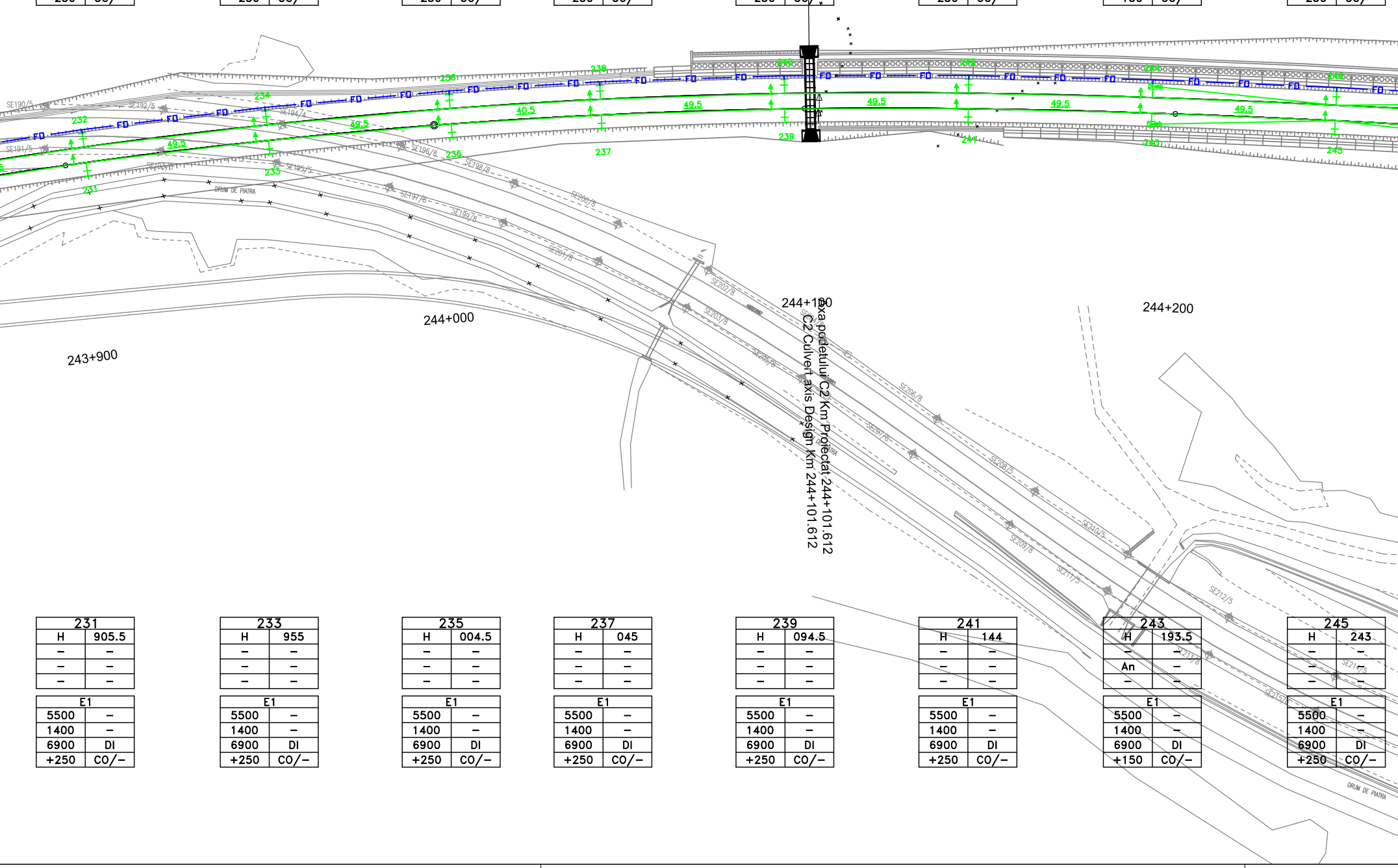
243+900
244+000
244+100
244+200
Axa podetului C2 Km Proiectat 244+101.612
C2 Culvert axis Design Km 244+101.612
DRUM DE PIATRA
231
232
233
234
235
236
237
238
239
240
241
242
243
244
245
246
49.5
40.5
FO
SE190/5
SE191/5
SE192/5
SE194/4
SE195/5
SE196/8
SE197/8
SE198/8
SE199/8
SE200/8
SE201/8
SE202/8
SE203/8
SE206/8
SE207/8
SE208/5
SE209/8
SE210/5
SE211/5
SE212/5
SE213/5
SE214/5
SE215/5

231	
H	905.5
–	–
–	–
–	–

E1	
5500	–
1400	–
6900	DI
+250	CO/–

233	
H	955
–	–
–	–
–	–

E1	
5500	–
1400	–
6900	DI
+250	CO/–

235	
H	004.5
–	–
–	–
–	–

E1	
5500	–
1400	–
6900	DI
+250	CO/–

237	
H	045
–	–
–	–
–	–

E1	
5500	–
1400	–
6900	DI
+250	CO/–

239	
H	094.5
–	–
–	–
–	–

E1	
5500	–
1400	–
6900	DI
+250	CO/–

241	
H	144
–	–
–	–
–	–

E1	
5500	–
1400	–
6900	DI
+250	CO/–

243	
H	193.5
–	–
An	–
–	–

E1	
5500	–
1400	–
6900	DI
+150	CO/–

245	
H	243
–	–
–	–
–	–

E1	
5500	–
1400	–
6900	DI
+250	CO/–

An	–
–	–

E1	
5500	–
1400	–
6900	DI
+200	CO/–

–	–
–	–

E1	
5500	–
1400	–
6900	DD
–200	CO/–

–	–
–	–

E1	
5500	–
1400	–
6900	DI
+200	CO/–

–	–
–	–

E1	
5500	–
1400	–
6900	DD
–200	CO/–

–	–
–	–

E1	
5500	–
1400	–
6900	DI
+200	CO/–

–	–
–	–

E1	
5500	–
1400	–
6900	DI
+100	CO/–

–	–
–	–

E1	
5500	–
1400	–
6900	DI
+250	CO/–

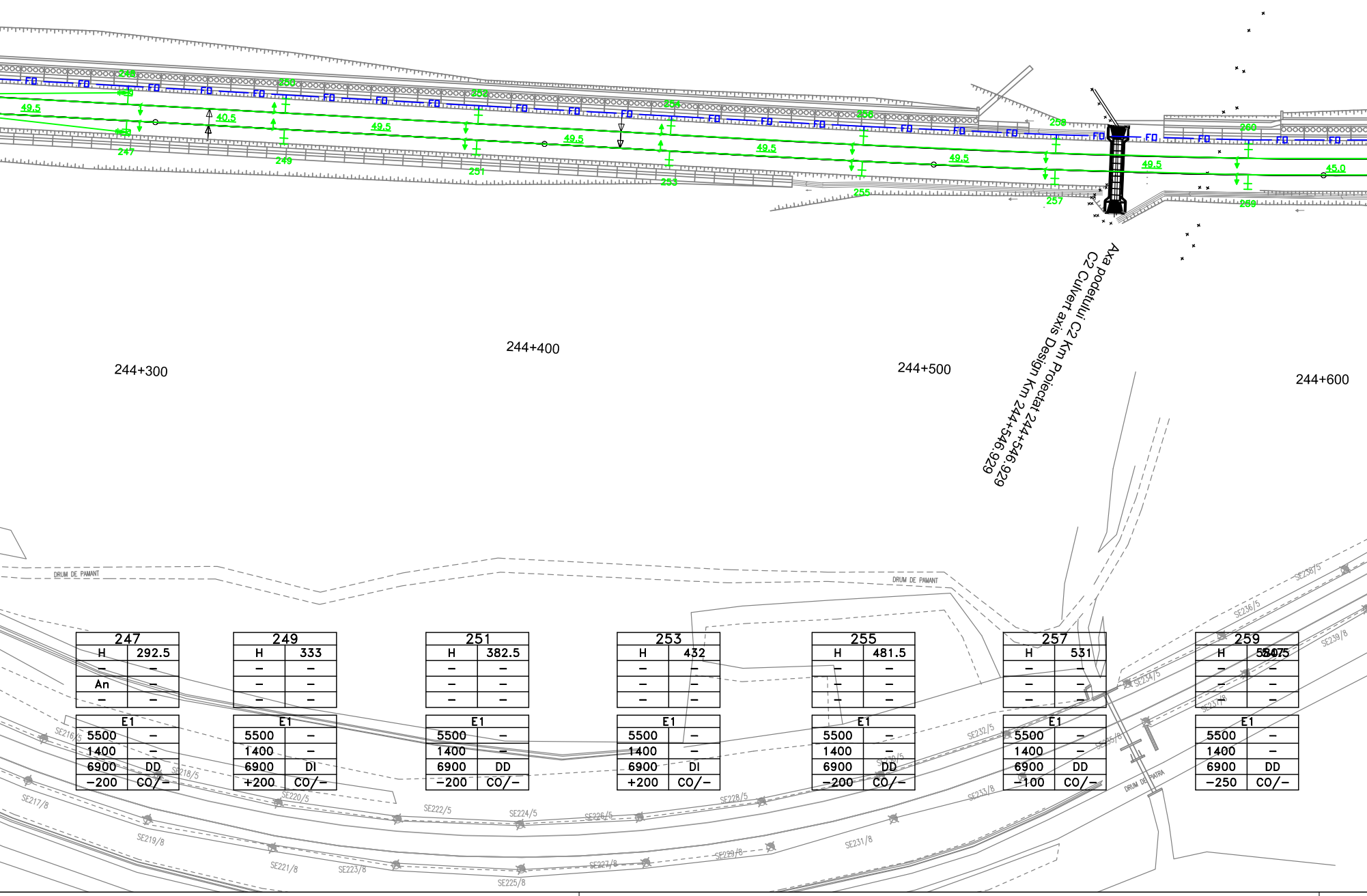
FD
246
247
248
249
250
251
252
253
254
255
256
257
258
259
260
49.5
40.5
45.0
Axa podetului C2 Km Proiectat 244+546.929
C2 Culvert axis Design Km 244+546.929
244+300
244+400
244+500
244+600
DRUM DE PAMANT
DRUM DE PAMANT
DRUM DE PIATRA
SE216/5
SE217/8
SE218/5
SE219/8
SE220/5
SE221/8
SE222/5
SE223/8
SE224/5
SE225/8
SE226/5
SE227/8
SE228/5
SE229/8
SE230/5
SE231/8
SE232/5
SE233/8
SE234/5
SE235/8
SE236/5
SE237/8
SE238/5
SE239/8

247	
H	292.5
–	–
An	–
–	–

E1	
5500	–
1400	–
6900	DD
–200	CO/–

249	
H	333
–	–
–	–
–	–

E1	
5500	–
1400	–
6900	DI
+200	CO/–

251	
H	382.5
–	–
–	–
–	–

E1	
5500	–
1400	–
6900	DD
–200	CO/–

253	
H	432
–	–
–	–
–	–

E1	
5500	–
1400	–
6900	DI
+200	CO/–

255	
H	481.5
–	–
–	–
–	–

E1	
5500	–
1400	–
6900	DD
–200	CO/–

257	
H	531
–	–
–	–
–	–

E1	
5500	–
1400	–
6900	DD
–100	CO/–

259	
H	58075
–	–
–	–
–	–

E1	
5500	–
1400	–
6900	DD
–250	CO/–

An	–
–	–

E1	
5500	–
1400	–
6900	DI
+250	CO/–

–	–
–	–

E1	
6000	–
1300	–
7300	A
+50	CO/–

–	–
–	–

E1	
5500	–
1300	–
6800	ICM
–50	CO/–

E2	
5500	–
2000	–
7300	ICM
+150	CO/–

–	–
–	–

E1	
5500	–
1400	–
6900	DI
+250	CO/–

E2	
6000	–
1300	–
7300	A
+450	CO/–

An	–
–	–

E1	
5500	–
1400	–
6900	DI
+250	CO/–

–	–
–	–

E1	
5500	–
1400	–
6900	DI
+250	CO/–

–	–
–	–

E1	
5500	–
1400	–
6900	DI
+250	CO/–

–	–
–	–

E1	
5500	–
1400	–
6900	DI
+250	CO/–

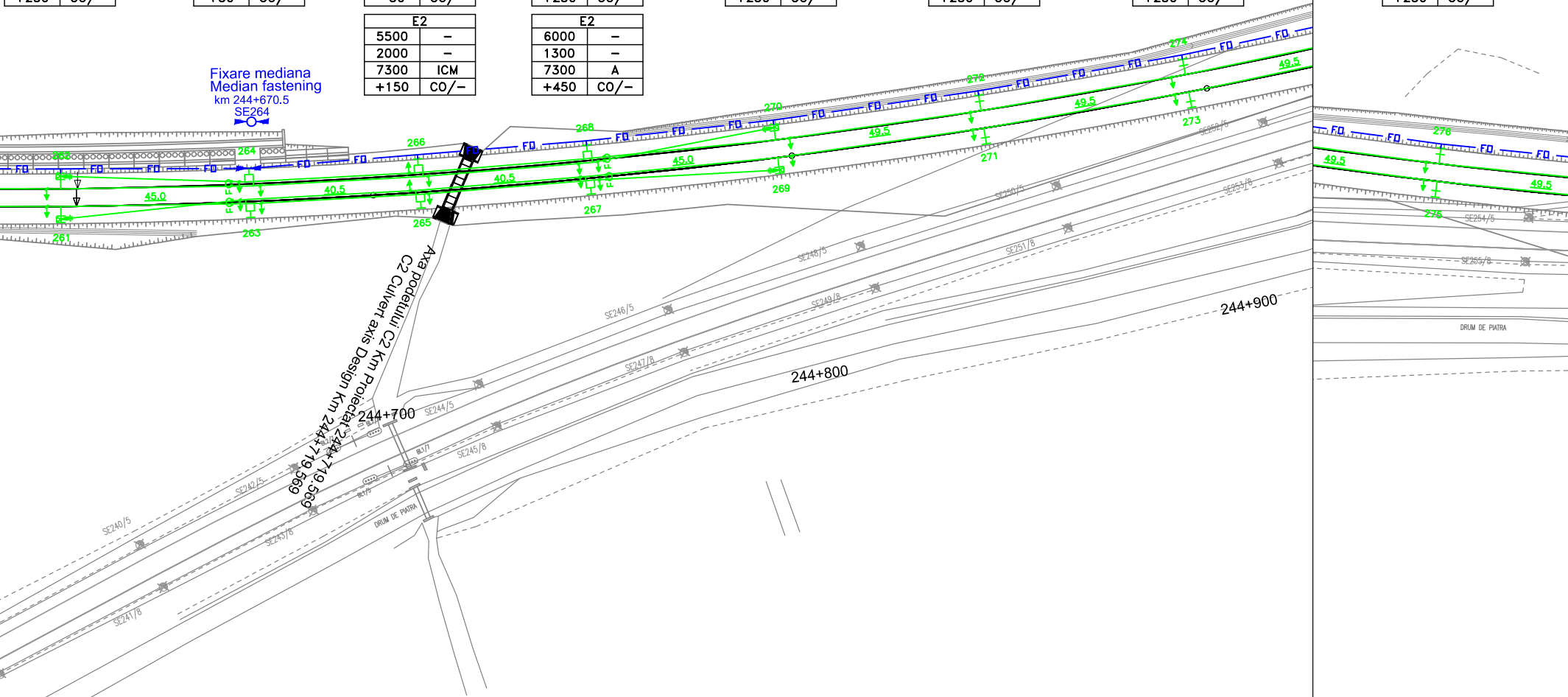
Fixare mediana
Median fastening
km 244+670.5
SE264
Axa podetului C2 Km Proiectat 244+719.569
C2 Culvert axis Design Km 244+719.569
244+700
244+800
244+900
DRUM DE PIATRA
261
262
263
264
265
266
267
268
269
270
271
272
273
274
275
276
45.0
40.5
49.5
FD
SE240/5
SE241/8
SE242/5
SE243/8
SE244/5
SE245/8
SE246/5
SE247/8
SE248/5
SE249/8
SE250/5
SE251/8
SE252/5
SE253/8
SE254/5
SE255/8

261	
H	625.5
–	–
An	–
–	–

E1	
5500	–
1400	–
6900	DD
–250	CO/–

263	
H	670.5
–	–
–	–
–	–

E1	
6000	–
1300	–
7300	A
–50	CO/–

E2	
5500	–
1400	–
6900	DD
–250	CO/–

265	
H	711
–	–
–	–
–	–

E1	
5500	–
2000	–
7500	DCM
+50	CO/–

E2	
5500	–
1300	–
6800	DCM
–150	CO/–

267	
H	751.5
–	–
–	–
–	–

E1	
5500	–
1400	–
6900	DD
–250	CO/–

E2	
6000	–
1300	–
7300	A
–450	CO/–

269	
H	796.5
–	–
An	–
–	–

E1	
5500	–
1400	–
6900	DD
–250	CO/–

271	
H	846
–	–
–	–
–	–

E1	
5500	–
1400	–
6900	DD
–250	CO/–

273	
H	895.5
–	–
–	–
–	–

E1	
5500	–
1400	–
6900	DD
–250	CO/–

275	
H	945
–	–
–	–
–	–

E1	
5500	–
1400	–
6900	DD
–250	CO/–

–	–
–	–

E1	
5500	–
1400	–
6900	DI
+250	CO/–

–	–
–	–

E1	
5500	–
1400	–
6900	DI
+250	CO/–

–	–
–	–

E1	
5500	–
1400	–
6900	DI
+50	CO/–

–	–
–	–

E1	
5500	–
1400	–
6900	DI
+250	CO/–

An	–
–	–

E1	
5500	–
1400	–
6900	DI
+50	CO/–

–	–
–	–

E1	
5500	–
1400	–
6900	DD
–200	CO/–

An	–
–	–

E1	
5500	–
1400	–
6900	DI
+200	CO/–

–	–
–	–

E1	
5500	–
1400	–
6900	DD
–200	CO/–

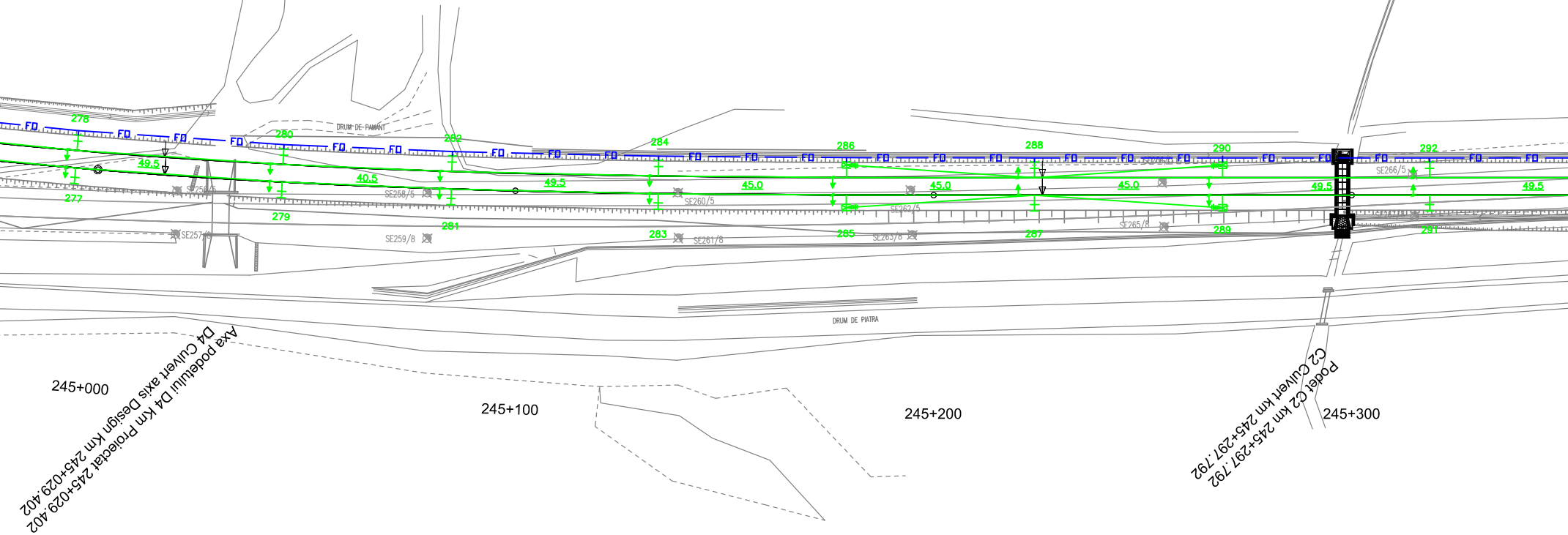
278
277
279
280
281
282
283
284
285
286
287
288
289
290
291
292
FD
49.5
40.5
45.0
DRUM DE PAMANT
DRUM DE PIATRA
SE257/8
SE258/5
SE259/8
SE260/5
SE261/8
SE262/5
SE263/8
SE265/8
SE266/5
245+000
245+100
245+200
245+300
Axa podetului D4 Km Proiectat 245+029.402
D4 Culvert axis Design km 245+029.402
Podet C2 km 245+297.792
C2 Culvert km 245+297.792

277	
H	994.5
–	–
–	–
–	–

E1	
5500	–
1400	–
6900	DD
–250	CO/–

279	
H	044
–	–
–	–
–	–

E1	
5500	–
1400	–
6900	DD
–250	CO/–

281	
H	084.5
–	–
–	–
–	–

E1	
5500	–
1400	–
6900	DD
–50	CO/–

283	
H	134
–	–
–	–
–	–

E1	
5500	–
1400	–
6900	DD
–250	CO/–

285	
H	179
–	–
An	–
–	–

E1	
5500	–
1400	–
6900	DD
–50	CO/–

287	
H	224
–	–
–	–
–	–

E1	
5500	–
1400	–
6900	DI
+200	CO/–

289	
H	269
–	–
An	–
–	–

E1	
5500	–
1400	–
6900	DD
–200	CO/–

291	
H	318.5
–	–
–	–
–	–

E1	
5500	–
1400	–
6900	DI
+200	CO/–

–	–
–	–

E1	
5500	–
1400	–
6900	DI
+200	CO/–

–	–
–	–

E1	
5500	–
1400	–
6900	DD
-200	CO/–

–	–
–	–

E1	
5500	–
1400	–
6900	DI
+200	CO/–

–	–
–	–

E1	
5500	–
1400	–
6900	DD
-200	CO/–

–	–
–	–

E1	
5500	–
1400	–
6900	DI
+200	CO/–

–	–
–	–

E1	
5500	–
1400	–
6900	DD
-200	CO/–

–	–
–	–

E1	
5500	–
1400	–
6900	DI
+200	CO/–

An	–
–	–

E1	
5500	–
1400	–
6900	DD
-200	CO/–

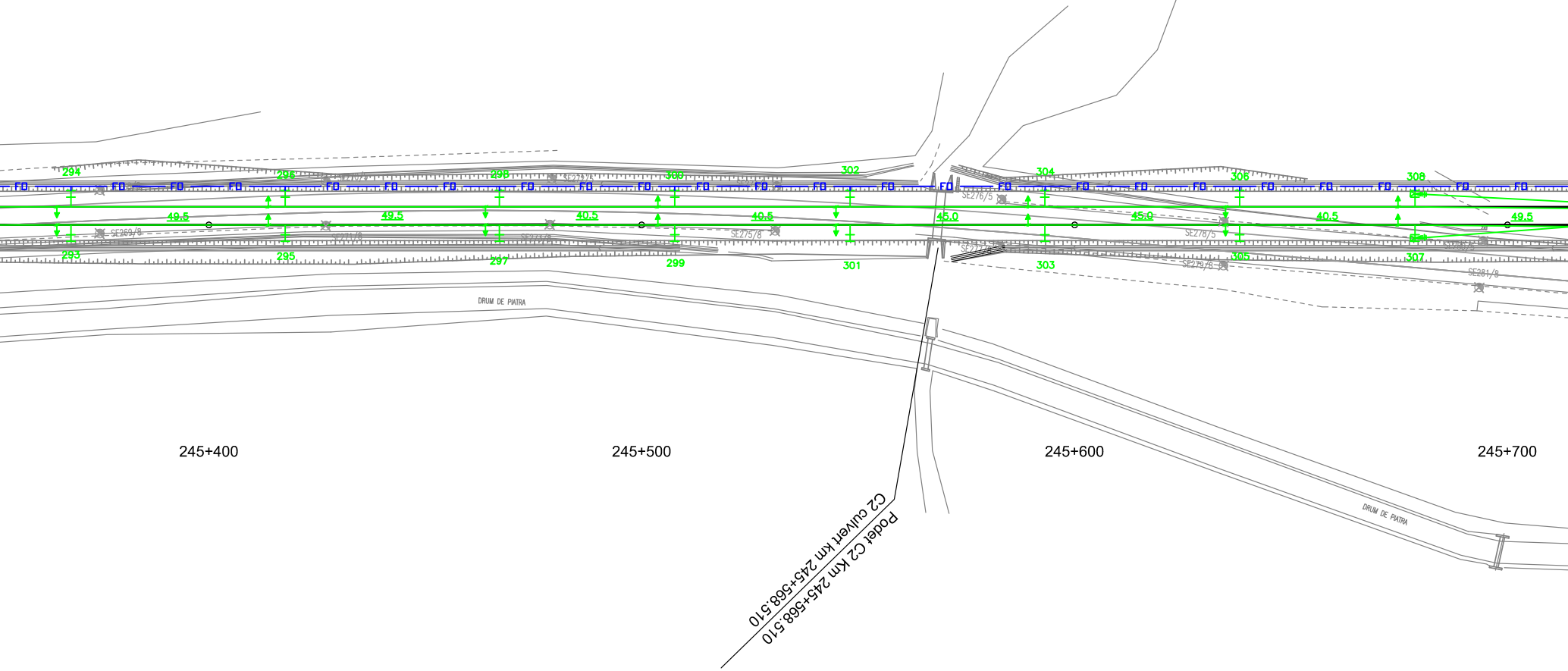
294
296
298
300
302
304
306
308
FO
49.5
40.5
45.0
293
295
297
299
301
303
305
307
DRUM DE PIATRA
245+400
245+500
245+600
245+700
C2 culvert km 245+568.510
Podet C2 Km 245+568.510

293	
H	368
–	–
–	–
–	–

E1	
5500	–
1400	–
6900	DD
-200	CO/–

295	
H	417.5
–	–
–	–
–	–

E1	
5500	–
1400	–
6900	DI
+200	CO/–

297	
H	467
–	–
–	–
–	–

E1	
5500	–
1400	–
6900	DD
-200	CO/–

299	
H	507.5
–	–
–	–
–	–

E1	
5500	–
1400	–
6900	DI
+200	CO/–

301	
H	548
–	–
–	–
–	–

E1	
5500	–
1400	–
6900	DD
-200	CO/–

303	
H	593
–	–
–	–
–	–

E1	
5500	–
1400	–
6900	DI
+200	CO/–

305	
H	638
–	–
–	–
–	–

E1	
5500	–
1400	–
6900	DD
-200	CO/–

307	
H	678.5
–	–
An	–
–	–

E1	
5500	–
1400	–
6900	DI
+200	CO/–

–	–
–	–
E1	
5850	–
1450	–
7300	A
0	CO/–
E2	
5500	–
1400	–
6900	DI
+200	CO/–

–	–
–	–
E1	
5500	–
1400	–
6900	DD
−200	CO/–
E2	
5850	–
1450	–
7300	A
0	CO/–

An	–
–	–
E1	
5500	–
1400	–
6900	DI
+200	CO/–

–	–
–	–
E1	
5500	–
1400	–
6900	DD
−200	CO/–

–	–
–	–
E1	
5500	–
1400	–
6900	DI
+200	CO/–

–	–
–	–
E1	
5500	–
1400	–
6900	DD
−200	CO/–

–	–
–	–
E1	
5500	–
1400	–
6900	DD
+50	CO/–

–	–
–	–
E1	
5500	–
1400	–
6900	DD
−250	CO/–

–	–
–	–
E1	
5500	–
1400	–
6900	DD
−250	CO/–

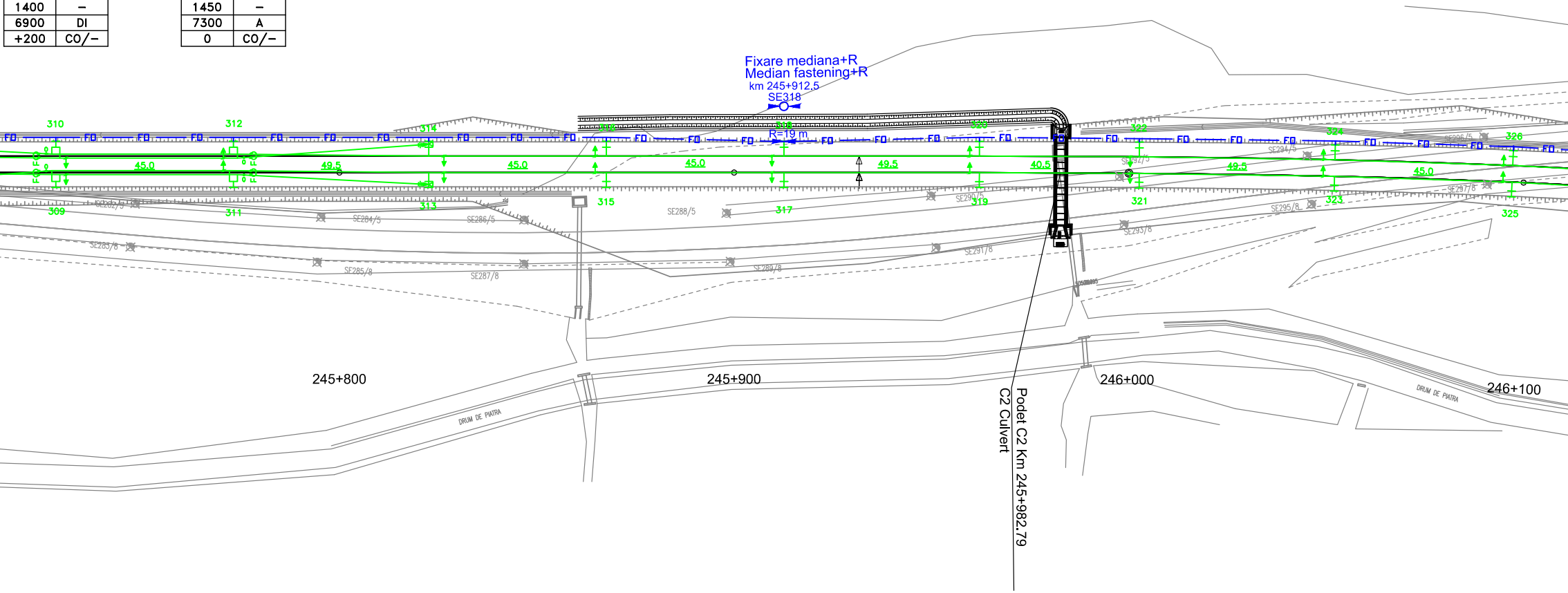
Fixare mediana+R
Median fastening+R
km 245+912,5
SE318
R=19 m
310
312
314
316
318
320
322
324
326
309
311
313
315
317
319
321
323
325
45.0
49.5
45.0
45.0
49.5
40.5
49.5
45.0
FO
SE282/5
SE284/5
SE286/5
SE288/5
SE290/5
SE292/5
SE294/5
SE296/5
SE283/8
SE285/8
SE287/8
SE289/8
SE291/8
SE293/8
SE295/8
SE297/8
245+800
245+900
246+000
246+100
DRUM DE PIATRA
DRUM DE PIATRA
Podet C2 Km 245+982.79
C2 Culvert

309	
H	728
–	–
–	–
–	–
E1	
5850	–
1450	–
7300	A
0	CO/–
E2	
5500	–
1400	–
6900	DD
−200	CO/–

311	
H	773
–	–
–	–
–	–
E1	
5500	–
1400	–
6900	DI
+200	CO/–
E2	
5850	–
1450	–
7300	A
0	CO/–

313	
H	822.5
–	–
An	–
–	–
E1	
5500	–
1400	–
6900	DD
−200	CO/–

315	
H	867.5
–	–
–	–
–	–
E1	
5500	–
1400	–
6900	DI
+200	CO/–

317	
H	912.5
–	–
–	–
–	–
E1	
5500	–
1400	–
6900	DD
−200	CO/–

319	
H	962
–	–
–	–
–	–
E1	
5500	–
1400	–
6900	DI
+200	CO/–

321	
H	002.5
–	–
–	–
–	–
E1	
5500	–
1400	–
6900	DD
−50	CO/–

323	
H	052
–	–
–	–
–	–
E1	
5500	–
1400	–
6900	DI
+250	CO/–

325	
H	097
–	–
–	–
–	–
E1	
5500	–
1400	–
6900	DI
+250	CO/–

–	–
–	–

E1	
5500	–
1400	–
6900	DD
–250	CO/–

–	–
–	–

E1	
5500	–
1400	–
6900	DD
–250	CO/–

An	–
–	–

E1	
5500	–
1400	–
6900	DD
–250	CO/–

–	–
–	–

E1	
5500	–
1400	–
6900	DD
–250	CO/–

An	–
–	–

E1	
5500	–
1400	–
6900	DD
–250	CO/–

–	–
–	–

E1	
5500	–
1400	–
6900	DD
–250	CO/–

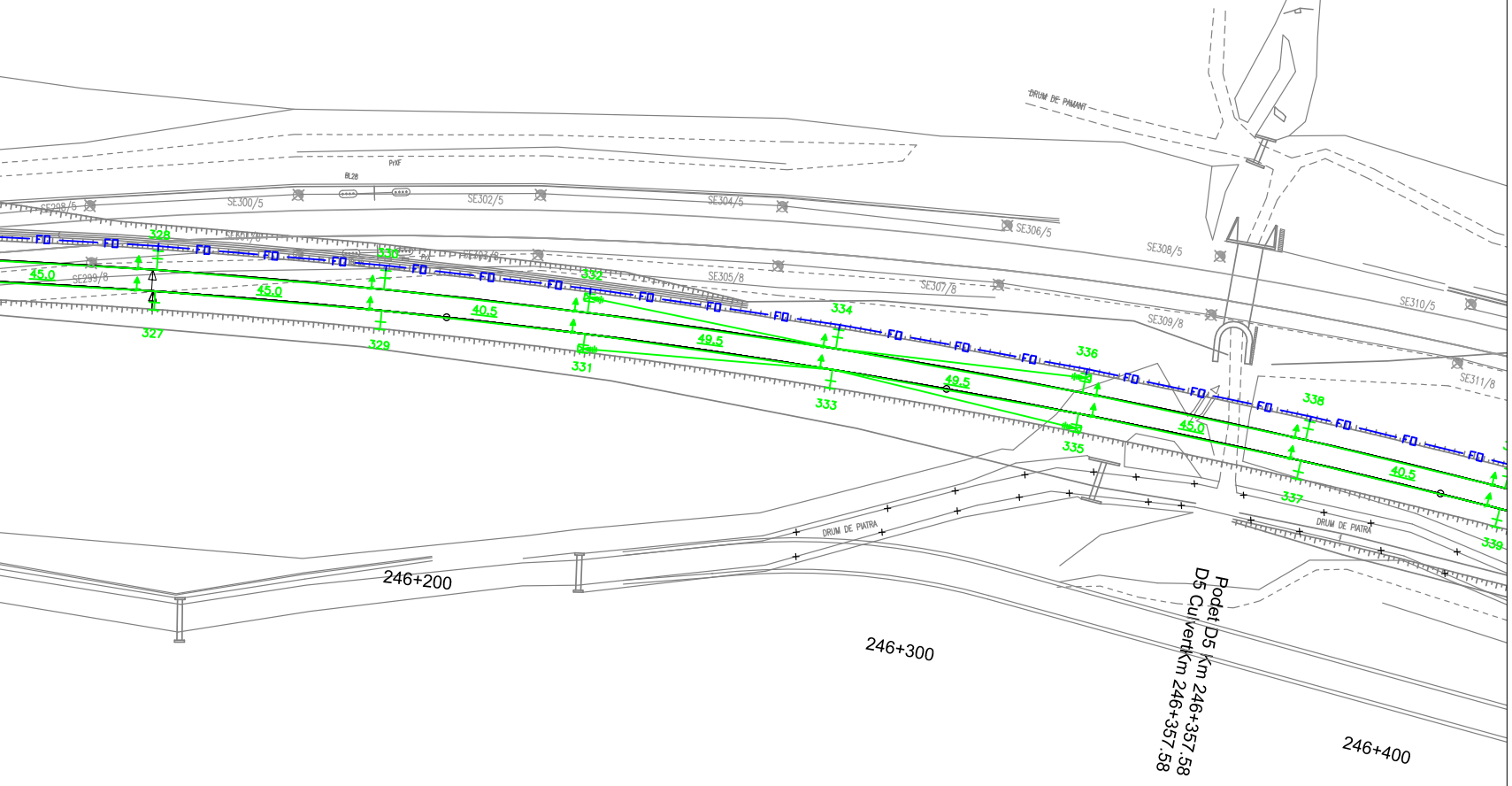
DRUM DE PAMANT
PIXF
BL28
SE298/5
SE300/5
SE302/5
SE304/5
SE306/5
SE308/5
SE310/5
SE299/8
SE305/8
SE307/8
SE309/8
SE311/8
FO
328
330
332
334
336
338
327
329
331
333
335
337
339
45.0
40.5
49.5
DRUM DE PIATRA
246+200
246+300
246+400
Podet D5 Km 246+357.58
D5 CulvertKm 246+357.58

327	
H	142
–	–
–	–
–	–

E1	
5500	–
1400	–
6900	DI
+250	CO/–

329	
H	187
–	–
–	–
–	–

E1	
5500	–
1400	–
6900	DI
+250	CO/–

331	
H	227.5
–	–
An	–
–	–

E1	
5500	–
1400	–
6900	DI
+250	CO/–

333	
H	277
–	–
–	–
–	–

E1	
5500	–
1400	–
6900	DI
+250	CO/–

335	
H	326.5
–	–
An	–
–	–

E1	
5500	–
1400	–
6900	DI
+250	CO/–

337	
H	371.5
–	–
–	–
–	–

E1	
5500	–
1400	–
6900	DI
+250	CO/–

LEGENDA
LEGEND

CTM	◇	Camereta cu mufa de jonctiune Handhole with junction box
CTM	◇	Camereta cu rezerva Handhole with cable reserve
CT	□	Camera de tragere cu mufa de jonctiune Manhole with junction box
CT	□	Camera de tragere cu rezerva Manhole with cable reserve
CTS	□	Camera de tragere speciala pentru subtraversare Special manhhole for undercrossing
	▶○◀	Fixare mediana Median fastening
	▶○◇	Fixare terminala Terminal fastening
	— FO —	Cablu cu fibre optice aerian Aerial optical fiber cable
	— FO —	Cablu cu fibre optice subteran Underground optical fiber cable
	— FO —	Teava PVC Φ 110 mm / canal metalic PVC pipe Φ 110 mm / metallic chanel
	— FO —	Cablu cu fibre optice special pentru tunel protejat in instalat in canal de beton al tunelului Special OF cable for tunnels proteated in HDPE du in concrete channel of tunnel

NOTA / NOTE:

* Dupa instalarea cablurilor canalul de beton va fi umplut cu nisip

* After all cables installing the concrete channel will be filled up with sand

Indice Index	Data Date	Modificare Modification/Revision	Proiectant Designer

GUVERNUL ROMANIEI
ROMANIAN GOVERNMENT

PROIECT FINANŢAT DE
EUROPEAN UNIC

CFR

CLIENT / CLIENT

ITALFERR
GRUPPO FERROVIE DELLO STATO
Joint Venture leader

Scott Wilson

OBEI
PLANEN +

CONSULTANT / CONSULTANT

Aprobat Approved	Şef proiect Project manager	R. Liuzza
Aprobat Approved	Coordonator Secţiune 1 Section 1 Coordinator	C. Gambelli
Verificat Checked	Expert Verificator Checking Expert	Pino Amodio

SUBCONTRACTANT / SUBCONTRACTOR

AREX

Aprobat Approved	Responsabil Subcontractant Subcontractor Responsible	A.Stanciu - Dinulescu
Întocmit Elaborated	Proiectant Designer	Gabriela Trifan

duct HDPE Φ 40 mm

ct Φ 40 mm installed

n

Reabilitarea liniei de cale ferata Braşov - Simeria, parte componentă a coridor
pentru circulaţia trenurilor cu viteza maximă de 160 km/h
Tronsonul : Braşov - Sighişoara
Rehabilitation of the railway line Braşov - Simeria, component Part of the IV Pa
for the trains circulation with maximum speed of 160 km/h
Section : Braşov - Sighişoara

Denumire desen / Drawing Title :

Interval - CATA-ARCHITA

CABLU CU FIBRE OPTICE
Plan de situatie
FIBER OPTIC CABLE (c
Layout Plan

Codificare / Codification System

Scara / S
1:100

E	A	5	1		0	1		E		1	4		L	7		S	E		0