340	
H	412
–	–
–	–
–	–

E1	
5500	–
1400	–
6900	DD
−250	CO/–

342	
H	457
–	–
–	–
–	–

E1	
5500	–
1400	–
6900	DD
−250	CO/–

344	
H	502
–	–
–	–
–	–

E1	
5500	–
1400	–
6900	DD
−100	CO/–

346	
H	551.5
–	–
–	–
–	–

E1	
5500	–
1400	–
6900	DD
−250	CO/–

348	
H	592
–	–
–	–
–	–

E1	
5500	–
1400	–
6900	DI
+100	CO/–

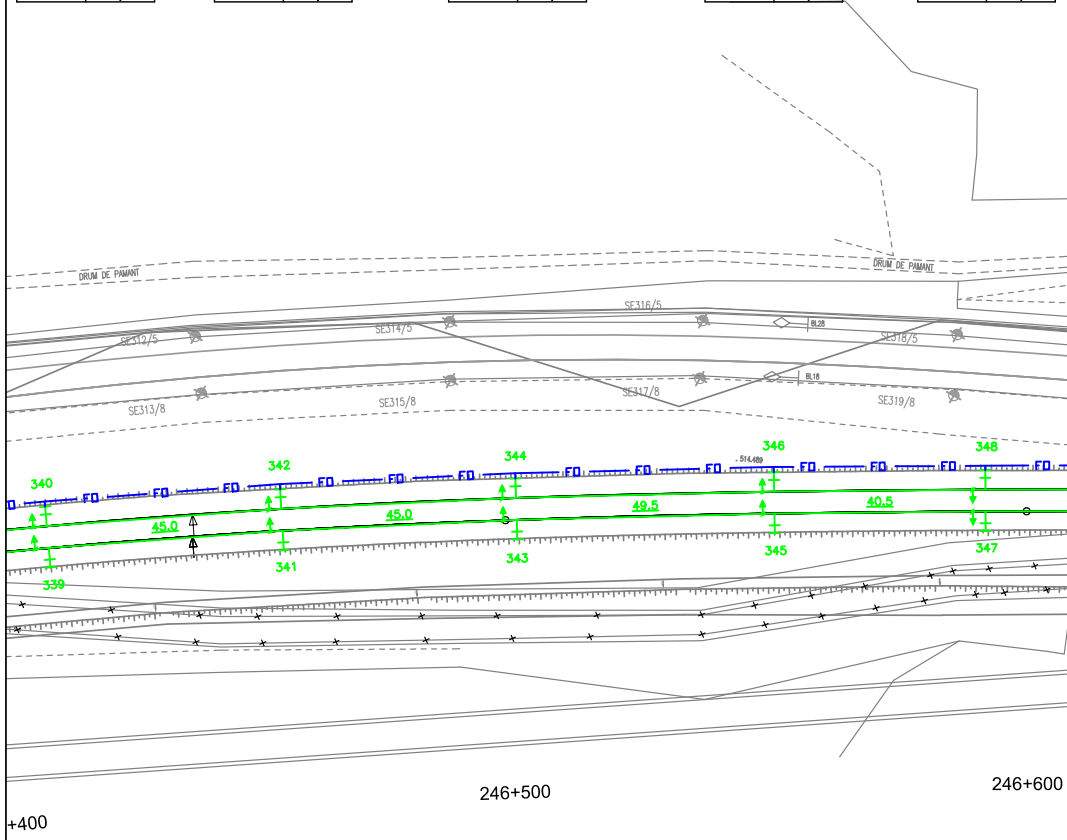
DRUM DE PAMANT
DRUM DE PAMANT
SE312/5
SE313/8
SE314/5
SE315/8
SE316/5
SE317/8
SE318/5
SE319/8
BL28
BL18
340
342
344
346
348
339
341
343
345
347
FD
45.0
45.0
49.5
40.5
+400
246+500
246+600

339	
H	412
–	–
–	–
–	–

E1	
5500	–
1400	–
6900	DI
+250	CO/–

341	
H	457
–	–
–	–
–	–

E1	
5500	–
1400	–
6900	DI
+250	CO/–

343	
H	502
–	–
–	–
–	–

E1	
5500	–
1400	–
6900	DI
+100	CO/–

345	
H	551.5
–	–
–	–
–	–

E1	
5500	–
1400	–
6900	DI
+250	CO/–

347	
H	592
–	–
–	–
–	–

E1	
5500	–
1400	–
6900	DD
−100	CO/–

350	
H	641.5
–	–
–	–
–	–

E1	
5500	–
1400	–
6900	DD
−200	CO/–

352	
H	686.5
–	–
–	–
–	–

E1	
5500	–
1400	–
6900	DI
+200	CO/–

354	
H	731.5
–	–
An	–
–	–

E1	
5500	–
1400	–
6900	DD
−200	CO/–

356	
H	781
–	–
–	–
–	–

E1	
5850	–
1450	–
7300	A
0	CO/–

E2	
5500	–
1400	–
6900	DI
+200	CO/–

358	
H	826
–	–
–	–
–	–

E1	
5500	–
1400	–
6900	DD
−200	CO/–

E2	
5850	–
1450	–
7300	A
0	CO/–

360	
H	875.5
–	–
An	–
–	–

E1	
5500	–
1400	–
6900	DI
+200	CO/–

362	
H	920.5
–	–
–	–
–	–

E1	
5500	–
1400	–
6900	DD
−200	CO/–

364	
H	965.5
–	–
–	–
–	–

E1	
5500	–
1400	–
6900	DI
+200	CO/–

366	
H	015
–	–
–	–
–	–

E1	
5500	–
1400	–
6900	DI
+50	CO/–

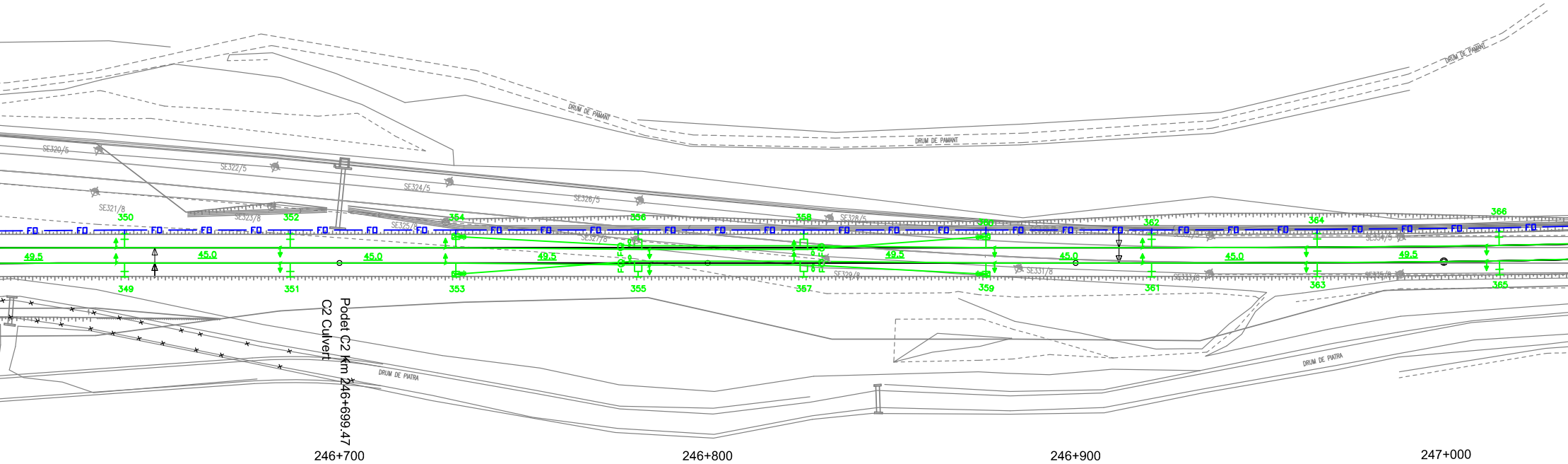
DRUM DE PAMANT
DRUM DE PAMANT
DRUM DE PAMANT
SE320/5
SE322/5
SE324/5
SE326/5
SE321/8
SE323/8
SE325/8
SE327/8
SE328/5
SE329/8
SE331/8
SE333/8
SE334/5
SE335/8
350
352
354
356
358
360
362
364
366
FO
49.5
45.0
45.0
49.5
45.0
45.0
49.5
349
351
353
355
357
359
361
363
365
Podet C2 Km 246+699.47
C2 Culvert
DRUM DE PIATRA
DRUM DE PIATRA
246+700
246+800
246+900
247+000

349	
H	641.5
–	–
–	–
–	–

E1	
5500	–
1400	–
6900	DI
+200	CO/–

351	
H	686.5
–	–
–	–
–	–

E1	
5500	–
1400	–
6900	DD
−200	CO/–

353	
H	731.5
–	–
An	–
–	–

E1	
5500	–
1400	–
6900	DI
+200	CO/–

355	
H	781
–	–
–	–
–	–

E1	
5850	–
1450	–
7300	A
0	CO/–

E2	
5500	–
1400	–
6900	DD
−200	CO/–

357	
H	826
–	–
–	–
–	–

E1	
5500	–
1400	–
6900	DI
+200	CO/–

E2	
5850	–
1450	–
7300	A
0	CO/–

359	
H	875.5
–	–
An	–
–	–

E1	
5500	–
1400	–
6900	DD
−200	CO/–

361	
H	920.5
–	–
–	–
–	–

E1	
5500	–
1400	–
6900	DI
+200	CO/–

363	
H	965.5
–	–
–	–
–	–

E1	
5500	–
1400	–
6900	DD
−200	CO/–

365	
H	015
–	–
–	–
–	–

E1	
5500	–
1400	–
6900	DD
−50	CO/–

368		370		372		374		376		378		380		382		384	
H	060	H	109.5	H	159	H	199.5	H	244.5	H	285	H	330	H	375	H	424.5
–	–	–	–	–	–	–	–	–	–	–	–	–	–	–	–	–	–
–	–	–	–	–	–	–	–	–	–	An	–	–	–	An	–	–	–
–	–	–	–	–	–	–	–	–	–	–	–	–	–	–	–	–	–
E1		E1		E1		E1		E1		E1		E1		E1		E1	
5500	–	5500	–	5500	–	5500	–	5500	–	5500	–	5500	–	5500	–	5500	–
1400	–	1400	–	1400	–	1400	–	1400	–	1400	–	1400	–	1400	–	1400	–
6900	DI	6900	DI	6900	DI	6900	DI	6900	DI	6900	DI	6900	DI	6900	DI	6900	DI
+250	CO/–	+250	CO/–	+250	CO/–	+250	CO/–	+250	CO/–	+250	CO/–	+250	CO/–	+250	CO/–	+250	CO/–


Sectiunea 2A - 3980 m
Cable drum 2A - 3980 m
Sectiunea 3A - 2610 m
Cable drum 3A - 2610 m
km 247+183
Fixare terminala+R
Terminal fastening+R
SN
R19m
R19m
R6m
R6m
R20m
R20m
Post Control Local
Area control
km 247+183
Podet C3 Km 247+148.55
C3 Culvert
247+100
247+200
247+300
247+400
DRUM DE PIATRA
DRUM DE PIATRA
368
370
372
374
376
378
380
382
384
367
369
371
373
375
377
379
381
383
FD
45.0
49.5
40.5

367		369		371		373		375		377		379		381		383	
H	060	H	109.5	H	159	H	199.5	H	244.5	H	285	H	330	H	375	H	424.5
–	–	–	–	–	–	–	–	–	–	–	–	–	–	–	–	–	–
–	–	–	–	–	–	–	–	–	–	An	–	–	–	An	–	–	–
–	–	–	–	–	–	–	–	–	–	–	–	–	–	–	–	–	–
E1		E1		E1		E1		E1		E1		E1		E1		E1	
5500	–	5500	–	5500	–	5500	–	5500	–	5500	–	5500	–	5500	–	5500	–
1400	–	1400	–	1400	–	1400	–	1400	–	1400	–	1400	–	1400	–	1400	–
6900	DD	6900	DD	6900	DD	6900	DD	6900	DD	6900	DD	6900	DD	6900	DD	6900	DD
–250	CO/–	–250	CO/–	–250	CO/–	–250	CO/–	–250	CO/–	–250	CO/–	–250	CO/–	–250	CO/–	–250	CO/–

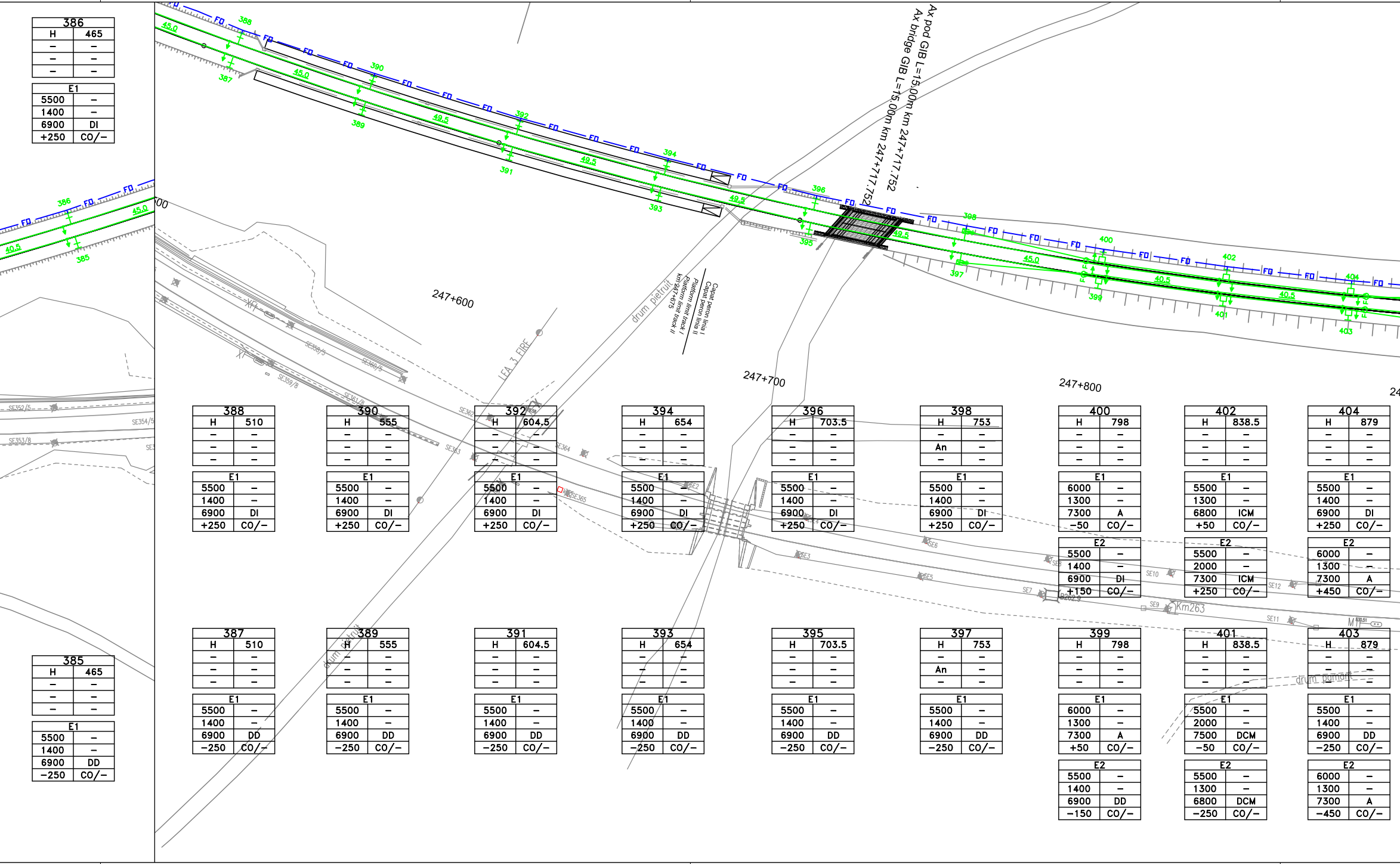
Ax pod GIB L=15.00m km 247+717.752
Ax bridge GIB L=15.00m km 247+717.752
Capat peron linia I
Capat peron linia II
Platform limit track I
Platform limit track II
km 247+675
247+600
247+700
247+800
drum pietruit
LEA 3 FIRE
drum pamant
Km263
B262.9
FD
45.0
40.5
49.5
385
386
387
388
389
390
391
392
393
394
395
396
397
398
399
400
401
402
403
404
SE352/5
SE353/8
SE354/5
SE359/5
SE359/8
SE360/5
SE361/8
SE362
SE363
SE364
SE365
SE2
SE3
SE4
SE5
SE6
SE7
SE8
SE9
SE10
SE11
SE12

386	
H	465
–	–
–	–
–	–

E1	
5500	–
1400	–
6900	DI
+250	CO/–

388	
H	510
–	–
–	–
–	–

E1	
5500	–
1400	–
6900	DI
+250	CO/–

390	
H	555
–	–
–	–
–	–

E1	
5500	–
1400	–
6900	DI
+250	CO/–

392	
H	604.5
–	–
–	–
–	–

E1	
5500	–
1400	–
6900	DI
+250	CO/–

394	
H	654
–	–
–	–
–	–

E1	
5500	–
1400	–
6900	DI
+250	CO/–

396	
H	703.5
–	–
–	–
–	–

E1	
5500	–
1400	–
6900	DI
+250	CO/–

398	
H	753
–	–
An	–
–	–

E1	
5500	–
1400	–
6900	DI
+250	CO/–

400	
H	798
–	–
–	–
–	–

E1	
6000	–
1300	–
7300	A
–50	CO/–

E2	
5500	–
1400	–
6900	DI
+150	CO/–

402	
H	838.5
–	–
–	–
–	–

E1	
5500	–
1300	–
6800	ICM
+50	CO/–

E2	
5500	–
2000	–
7300	ICM
+250	CO/–

404	
H	879
–	–
–	–
–	–

E1	
5500	–
1400	–
6900	DI
+250	CO/–

E2	
6000	–
1300	–
7300	A
+450	CO/–

385	
H	465
–	–
–	–
–	–

E1	
5500	–
1400	–
6900	DD
–250	CO/–

387	
H	510
–	–
–	–
–	–

E1	
5500	–
1400	–
6900	DD
–250	CO/–

389	
H	555
–	–
–	–
–	–

E1	
5500	–
1400	–
6900	DD
–250	CO/–

391	
H	604.5
–	–
–	–
–	–

E1	
5500	–
1400	–
6900	DD
–250	CO/–

393	
H	654
–	–
–	–
–	–

E1	
5500	–
1400	–
6900	DD
–250	CO/–

395	
H	703.5
–	–
–	–
–	–

E1	
5500	–
1400	–
6900	DD
–250	CO/–

397	
H	753
–	–
An	–
–	–

E1	
5500	–
1400	–
6900	DD
–250	CO/–

399	
H	798
–	–
–	–
–	–

E1	
6000	–
1300	–
7300	A
+50	CO/–

E2	
5500	–
1400	–
6900	DD
–150	CO/–

401	
H	838.5
–	–
–	–
–	–

E1	
5500	–
2000	–
7500	DCM
–50	CO/–

E2	
5500	–
1300	–
6800	DCM
–250	CO/–

403	
H	879
–	–
–	–
–	–

E1	
5500	–
1400	–
6900	DD
–250	CO/–

E2	
6000	–
1300	–
7300	A
–450	CO/–

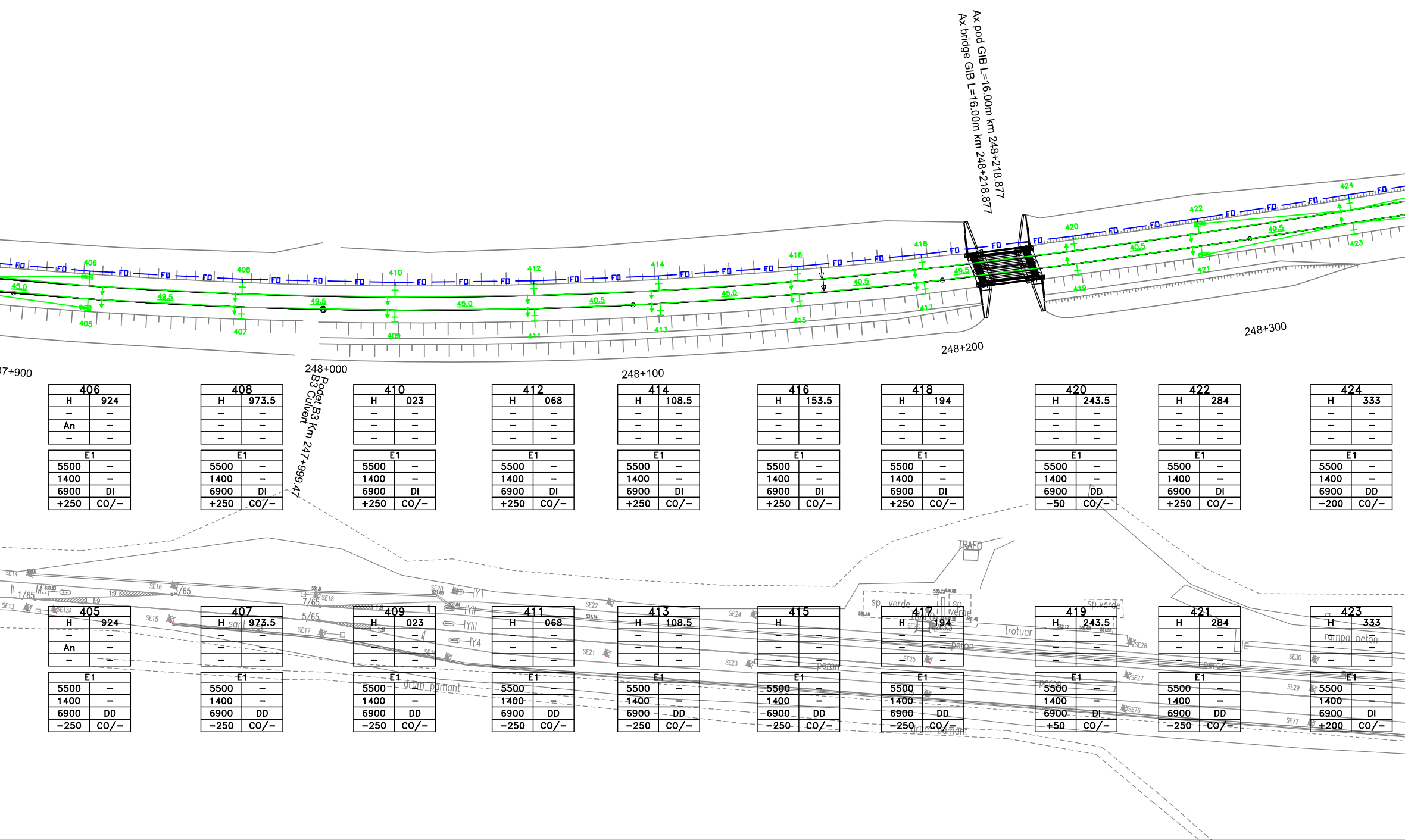
Ax pod GIB L=16.00m km 248+218.877
Ax bridge GIB L=16.00m km 248+218.877
Podet B3 Km 247+999.47
B3 Culvert
47+900
248+000
248+100
248+200
248+300
FD
45.0
49.5
40.5
TRAFO
sp. verde
trotuar
peron
drum pamant
rampa beton
sant bet
1/65
3/65
5/65
7/65
1:9
M3
IY1
IYII
IYIII
IY4
SE13
SE13A
SE14
SE15
SE16
SE17
SE18
SE19
SE20
SE21
SE22
SE23
SE24
SE25
SE26
SE27
SE28
SE29
SE30
SE76
SE77

406	
H	924
–	–
An	–
–	–
E1	
5500	–
1400	–
6900	DI
+250	CO/–

408	
H	973.5
–	–
–	–
–	–
E1	
5500	–
1400	–
6900	DI
+250	CO/–

410	
H	023
–	–
–	–
–	–
E1	
5500	–
1400	–
6900	DI
+250	CO/–

412	
H	068
–	–
–	–
–	–
E1	
5500	–
1400	–
6900	DI
+250	CO/–

414	
H	108.5
–	–
–	–
–	–
E1	
5500	–
1400	–
6900	DI
+250	CO/–

416	
H	153.5
–	–
–	–
–	–
E1	
5500	–
1400	–
6900	DI
+250	CO/–

418	
H	194
–	–
–	–
–	–
E1	
5500	–
1400	–
6900	DI
+250	CO/–

420	
H	243.5
–	–
–	–
–	–
E1	
5500	–
1400	–
6900	DD
–50	CO/–

422	
H	284
–	–
–	–
–	–
E1	
5500	–
1400	–
6900	DI
+250	CO/–

424	
H	333
–	–
–	–
–	–
E1	
5500	–
1400	–
6900	DD
–200	CO/–

405	
H	924
–	–
An	–
–	–
E1	
5500	–
1400	–
6900	DD
–250	CO/–

407	
H	973.5
–	–
–	–
–	–
E1	
5500	–
1400	–
6900	DD
–250	CO/–

409	
H	023
–	–
–	–
–	–
E1	
5500	–
1400	–
6900	DD
–250	CO/–

411	
H	068
–	–
–	–
–	–
E1	
5500	–
1400	–
6900	DD
–250	CO/–

413	
H	108.5
–	–
–	–
–	–
E1	
5500	–
1400	–
6900	DD
–250	CO/–

415	
H	
–	–
–	–
–	–
E1	
5500	–
1400	–
6900	DD
–250	CO/–

417	
H	194
–	–
–	–
–	–
E1	
5500	–
1400	–
6900	DD
–250	CO/–

419	
H	243.5
–	–
–	–
–	–
E1	
5500	–
1400	–
6900	DI
+50	CO/–

421	
H	284
–	–
–	–
–	–
E1	
5500	–
1400	–
6900	DD
–250	CO/–

423	
H	333
–	–
–	–
–	–
E1	
5500	–
1400	–
6900	DI
+200	CO/–


Fixare mediana+R
Median fastening+R
km 248+432.5
SE 428
R19m
FD
49.5
45.0
40.5
425
426
427
428
429
430
431
432
433
434
435
436
437
438
439
440
441
442
248+400
248+500
Podet D5 km 248+495.27
D5 Culvert
248+600
248+700

426	
H	383
–	–
–	–
–	–

E1	
5500	–
1400	–
6900	DI
+200	CO/–

428	
H	432.5
–	–
–	–
–	–

E1	
5500	–
1400	–
6900	DD
–200	CO/–

430	
H	477.5
–	–
–	–
–	–

E1	
5500	–
1400	–
6900	DI
+200	CO/–

432	
H	522.5
–	–
–	–
–	–

E1	
5500	–
1400	–
6900	DD
–200	CO/–

434	
H	572
–	–
–	–
–	–

E1	
5500	–
1400	–
6900	DI
+100	CO/–

436	
H	621.5
–	–
–	–
–	–

E1	
5500	–
1400	–
6900	DD
–250	CO/–

438	
H	666.5
–	–
–	–
–	–

E1	
5500	–
1400	–
6900	DD
–100	CO/–

440	
H	711.5
–	–
An	–
–	–

E1	
5500	–
1400	–
6900	DD
–250	CO/–

442	
H	756.5
–	–
–	–
–	–

E1	
6000	–
1300	–
7300	A
–450	CO/–

E2	
5500	–
1400	–
6900	DD
–250	CO/–

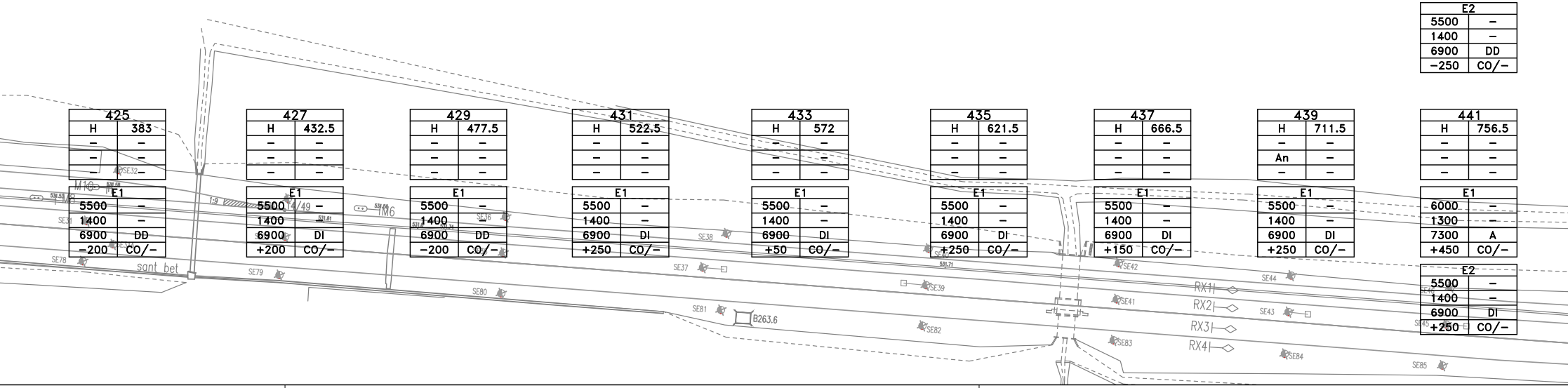
sant bet
B263.6
RX1
RX2
RX3
RX4
SE78
SE79
SE80
SE81
SE37
SE38
SE39
SE41
SE42
SE43
SE44
SE82
SE83
SE84
SE85
M10
M8
M6
1:9

425	
H	383
–	–
–	–
–	–

E1	
5500	–
1400	–
6900	DD
–200	CO/–

427	
H	432.5
–	–
–	–
–	–

E1	
5500	–
1400	–
6900	DI
+200	CO/–

429	
H	477.5
–	–
–	–
–	–

E1	
5500	–
1400	–
6900	DD
–200	CO/–

431	
H	522.5
–	–
–	–
–	–

E1	
5500	–
1400	–
6900	DI
+250	CO/–

433	
H	572
–	–
–	–
–	–

E1	
5500	–
1400	–
6900	DI
+50	CO/–

435	
H	621.5
–	–
–	–
–	–

E1	
5500	–
1400	–
6900	DI
+250	CO/–

437	
H	666.5
–	–
–	–
–	–

E1	
5500	–
1400	–
6900	DI
+150	CO/–

439	
H	711.5
–	–
An	–
–	–

E1	
5500	–
1400	–
6900	DI
+250	CO/–

441	
H	756.5
–	–
–	–
–	–

E1	
6000	–
1300	–
7300	A
+450	CO/–

E2	
5500	–
1400	–
6900	DI
+250	CO/–


444
446
448
450
452
454
456
458
460
462
443
445
447
449
451
453
455
457
459
461
FO
40.5
45.0
46.5
49.5
248+800
248+900
249+000
249+100
249+200

444		446		448		450		452	
H	797	H	837.5	H	882.5	H	927.5	H	977
–	–	–	–	–	–	–	–	–	–
–	–	–	–	An	–	–	–	–	–
–	–	–	–	–	–	–	–	–	–
E1		E1		E1		E1		E1	
5500	–	5500	–	5500	–	5500	–	5500	–
1300	–	1400	–	1400	–	1400	–	1400	–
6800	DCM	6900	DD	6900	DD	6900	DD	6900	DD
-350	CO/–	-150	CO/–	-250	CO/–	-250	CO/–	-250	CO/–
E2		E2							
5500	–	6000	–						
2000	–	1300	–						
7300	DCM	7300	A						
-150	CO/–	–	CO/–						

454		456		458		460		462	
H	026.5	H	076	H	116.5	H	166	H	215.5
–	–	–	–	–	–	–	–	–	–
–	–	–	–	An	–	–	–	An	–
–	–	–	–	–	–	–	–	–	–
E1		E1		E1		E1		E1	
5500	–	5500	–	5500	–	5500	–	5500	–
1400	–	1400	–	1400	–	1400	–	1400	–
6900	DD	6900	DD	6900	DD	6900	DD	6900	DD
-250	CO/–	-250	CO/–	-250	CO/–	-250	CO/–	-250	CO/–

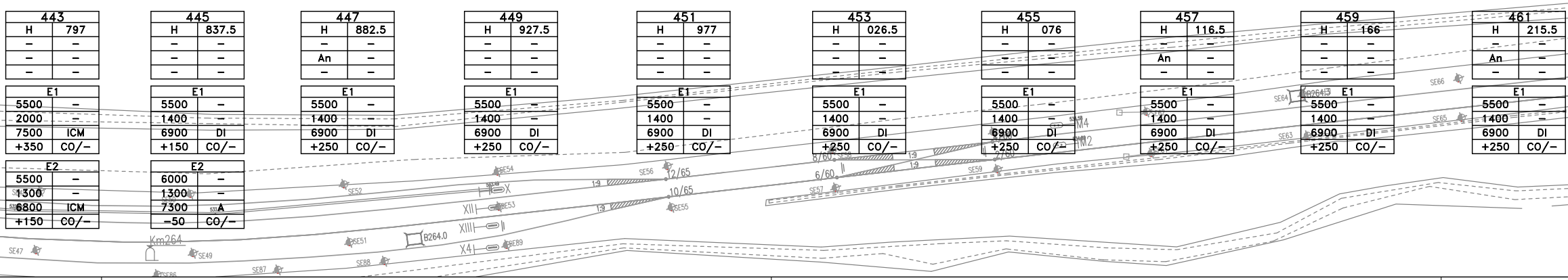
Km264
SE47
SE49
SE86
SE87
SE88
SE51
SE52
SE53
SE54
SE55
SE56
SE57
SE59
SE63
SE64
SE65
SE66
B264.0
X4
XIII
XII
X
M4
M2
12/65
10/65
8/60
6/60
1:9

443		445		447		449		451	
H	797	H	837.5	H	882.5	H	927.5	H	977
–	–	–	–	–	–	–	–	–	–
–	–	–	–	An	–	–	–	–	–
–	–	–	–	–	–	–	–	–	–
E1		E1		E1		E1		E1	
5500	–	5500	–	5500	–	5500	–	5500	–
2000	–	1400	–	1400	–	1400	–	1400	–
7500	ICM	6900	DI	6900	DI	6900	DI	6900	DI
+350	CO/–	+150	CO/–	+250	CO/–	+250	CO/–	+250	CO/–
E2		E2							
5500	–	6000	–						
1300	–	1300	–						
6800	ICM	7300	A						
+150	CO/–	-50	CO/–						

453		455		457		459		461	
H	026.5	H	076	H	116.5	H	166	H	215.5
–	–	–	–	–	–	–	–	–	–
–	–	–	–	An	–	–	–	An	–
–	–	–	–	–	–	–	–	–	–
E1		E1		E1		E1		E1	
5500	–	5500	–	5500	–	5500	–	5500	–
1400	–	1400	–	1400	–	1400	–	1400	–
6900	DI	6900	DI	6900	DI	6900	DI	6900	DI
+250	CO/–	+250	CO/–	+250	CO/–	+250	CO/–	+250	CO/–

466	
H	310
–	–
–	–
–	–

E1	
5500	–
1400	–
6900	DD
-250	CO/–

468	
H	355
–	–
–	–
–	–

E1	
5500	–
1400	–
6900	DD
-250	CO/–

470	
H	400
–	–
–	–
–	–

E1	
5500	–
1400	–
6900	DD
-250	CO/–

472	
H	449.5
–	–
An	–
–	–

E1	
5500	–
1400	–
6900	DD
-100	CO/–

474	
H	495
–	–
–	–
–	–

E1	
6000	–
1300	–
7300	A
-450	CO/–

E2	
5500	–
1400	–
6900	DD
-250	CO/–

476	
H	535
–	–
–	–
–	–

E1	
5500	–
1300	–
6800	DCM
-100	CO/–

E2	
5500	–
2000	–
7300	DCM
+100	CO/–

478	
H	575.5
–	–
–	–
–	–

E1	
5500	–
1400	–
6900	DI
+150	CO/–

480	
H	620.5
–	–
An	–
–	–

E1	
5500	–
1400	–
6900	DD
-200	CO/–

482	
H	656.5
–	–
–	–
–	–

E1	
5500	–
1400	–
6900	DI
+150	CO/–

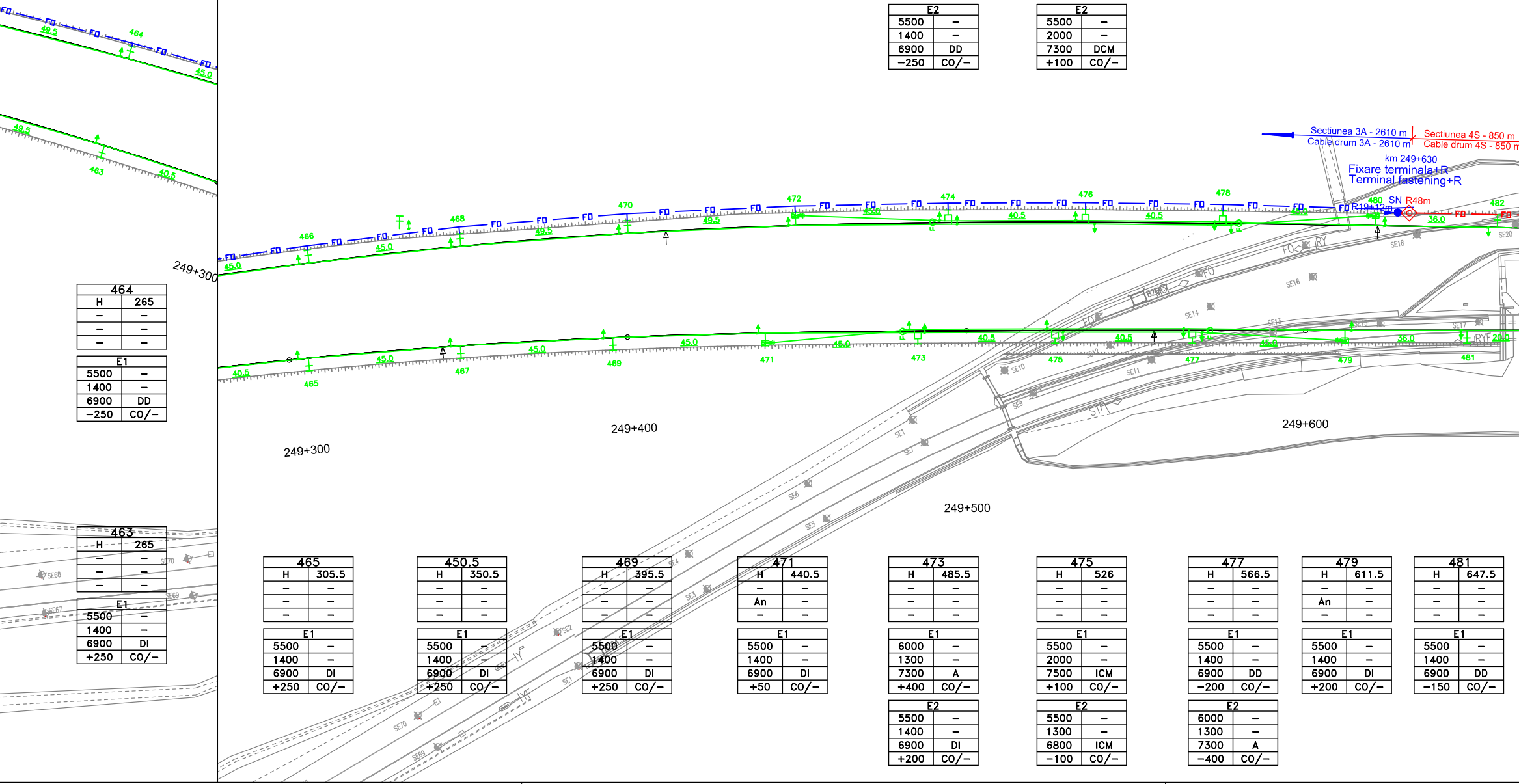
Sectiunea 3A - 2610 m
Cable drum 3A - 2610 m
Sectiunea 4S - 850 m
Cable drum 4S - 850 m
km 249+630
Fixare terminala+R
Terminal fastening+R
SN
R48m
R19+12m
FO
464
463
465
466
467
468
469
470
471
472
473
474
475
476
477
478
479
480
481
482
49.5
45.0
40.5
36.0
249+300
249+300
249+400
249+500
249+600
SE1
SE2
SE3
SE4
SE5
SE6
SE7
SE9
SE10
SE11
SE14
SE16
SE18
SE20
SE67
SE68
SE69
SE70

464	
H	265
–	–
–	–
–	–

E1	
5500	–
1400	–
6900	DD
-250	CO/–

463	
H	265
–	–
–	–
–	–

E1	
5500	–
1400	–
6900	DI
+250	CO/–

465	
H	305.5
–	–
–	–
–	–

E1	
5500	–
1400	–
6900	DI
+250	CO/–

450.5	
H	350.5
–	–
–	–
–	–

E1	
5500	–
1400	–
6900	DI
+250	CO/–

469	
H	395.5
–	–
–	–
–	–

E1	
5500	–
1400	–
6900	DI
+250	CO/–

471	
H	440.5
–	–
An	–
–	–

E1	
5500	–
1400	–
6900	DI
+50	CO/–

473	
H	485.5
–	–
–	–
–	–

E1	
6000	–
1300	–
7300	A
+400	CO/–

E2	
5500	–
1400	–
6900	DI
+200	CO/–

475	
H	526
–	–
–	–
–	–

E1	
5500	–
2000	–
7500	ICM
+100	CO/–

E2	
5500	–
1300	–
6800	ICM
-100	CO/–

477	
H	566.5
–	–
–	–
–	–

E1	
5500	–
1400	–
6900	DD
-200	CO/–

E2	
6000	–
1300	–
7300	A
-400	CO/–

479	
H	611.5
–	–
An	–
–	–

E1	
5500	–
1400	–
6900	DI
+200	CO/–

481	
H	647.5
–	–
–	–
–	–

E1	
5500	–
1400	–
6900	DD
-150	CO/–

S2	
–	676.5
–	–
–	–
–	–

E1	
–	–
–	–
–	DD
-150	CP/–

S4	
–	696.5
–	–
–	–
–	–

E1	
–	–
–	–
–	DD
-50	CP/–

S12	
–	776.5
–	–
–	–
–	–

E1	
–	–
–	–
–	DD
-50	CP/–

S14	
–	796.5
–	–
–	–
–	–

E1	
–	–
–	–
–	DD
-150	CP/–

S16	
–	816.5
–	–
–	–
–	–

E1	
–	–
–	–
–	DD
-50	CP/–

S24	
–	896.5
–	–
–	–
–	–

E1	
–	–
–	–
–	DD
-50	CP/–

S26	
–	916.5
–	–
–	–
–	–

E1	
–	–
–	–
–	DD
-150	CP/–

S28	
–	936.5
–	–
–	–
–	–

E1	
–	–
–	–
–	DD
-50	CP/–

S36	
–	016.5
–	–
–	–
–	–

E1	
–	–
–	–
–	DD
-50	CP/–

S38	
–	036.5
–	–
–	–
–	–

E1	
–	–
–	–
–	DD
-150	CP/–

S40	
–	056.5
–	–
–	–
–	–

E1	
–	–
–	–
–	DD
-50	CP/–

S6	
–	716.5
–	–
–	–
–	–

E1	
–	–
–	–
–	DD
-50	CP/–

S8	
–	736.5
–	–
–	–
–	–

E1	
–	–
–	–
–	DD
-150	CP/–

S10	
–	756.5
–	–
–	–
–	–

E1	
–	–
–	–
–	DD
-50	CP/–

S18	
–	836.5
–	–
–	–
–	–

E1	
–	–
–	–
–	DD
-50	CP/–

S20	
–	856.5
–	–
–	–
–	–

E1	
–	–
–	–
–	DD
-150	CP/–

S22	
–	876.5
–	–
–	–
–	–

E1	
–	–
–	–
–	DD
-50	CP/–

S30	
–	956.5
–	–
–	–
–	–

E1	
–	–
–	–
–	DD
-50	CP/–

S32	
–	976.5
–	–
–	–
–	–

E1	
–	–
–	–
–	DD
-150	CP/–

S34	
–	996.5
–	–
–	–
–	–

E1	
–	–
–	–
–	DD
-50	CP/–

S42	
–	076.5
–	–
–	–
–	–

E1	
–	–
–	–
–	DD
-50	CP/–

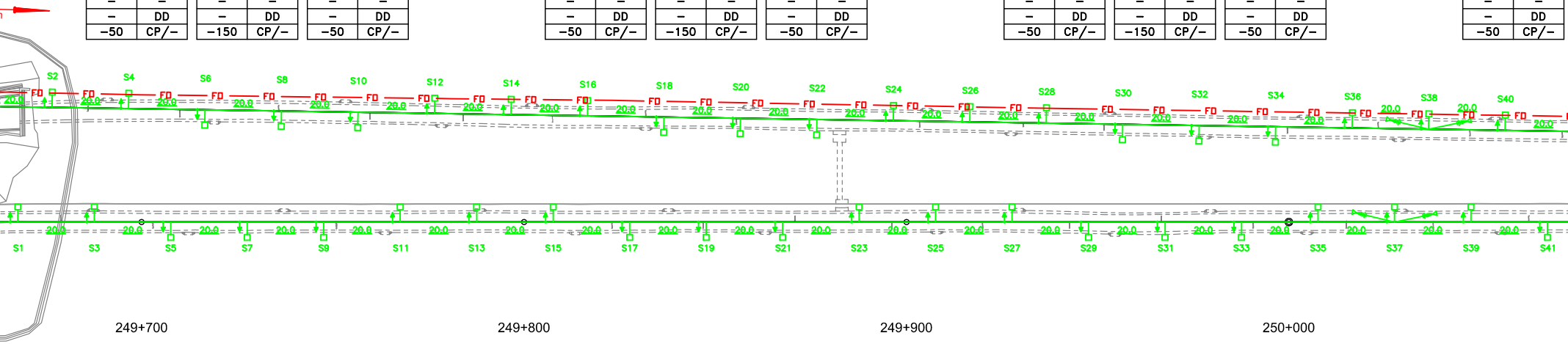
S2
S4
S6
S8
S10
S12
S14
S16
S18
S20
S22
S24
S26
S28
S30
S32
S34
S36
S38
S40
FD
20.0
S1
S3
S5
S7
S9
S11
S13
S15
S17
S19
S21
S23
S25
S27
S29
S31
S33
S35
S37
S39
S41
249+700
249+800
249+900
250+000

S1	
–	667.5
–	–
–	–
–	–

E1	
–	–
–	–
–	DD
-150	CP/–

S3	
–	687.5
–	–
–	–
–	–

E1	
–	–
–	–
–	DD
-50	CP/–

S11	
–	767.5
–	–
–	–
–	–

E1	
–	–
–	–
–	DD
-50	CP/–

S13	
–	787.5
–	–
–	–
–	–

E1	
–	–
–	–
–	DD
-150	CP/–

S15	
–	807.5
–	–
–	–
–	–

E1	
–	–
–	–
–	DD
-50	CP/–

S23	
–	887.5
–	–
–	–
–	–

E1	
–	–
–	–
–	DD
-50	CP/–

S25	
–	907.5
–	–
–	–
–	–

E1	
–	–
–	–
–	DD
-150	CP/–

S27	
–	927.5
–	–
–	–
–	–

E1	
–	–
–	–
–	DD
-50	CP/–

S35	
–	007.5
–	–
–	–
–	–

E1	
–	–
–	–
–	DD
-50	CP/–

S37	
–	027.5
–	–
–	–
–	–

E1	
–	–
–	–
–	DD
-150	CP/–

S39	
–	047.5
–	–
–	–
–	–

E1	
–	–
–	–
–	DD
-50	CP/–

S5	
–	707.5
–	–
–	–
–	–

E1	
–	–
–	–
–	DD
-50	CP/–

S7	
–	727.5
–	–
–	–
–	–

E1	
–	–
–	–
–	DD
-150	CP/–

S9	
–	747.5
–	–
–	–
–	–

E1	
–	–
–	–
–	DD
-50	CP/–

S17	
–	827.5
–	–
–	–
–	–

E1	
–	–
–	–
–	DD
-50	CP/–

S19	
–	847.5
–	–
–	–
–	–

E1	
–	–
–	–
–	DD
-150	CP/–

S21	
–	867.5
–	–
–	–
–	–

E1	
–	–
–	–
–	DD
-50	CP/–

S29	
–	947.5
–	–
–	–
–	–

E1	
–	–
–	–
–	DD
-50	CP/–

S31	
–	967.5
–	–
–	–
–	–

E1	
–	–
–	–
–	DD
-150	CP/–

S33	
–	987.5
–	–
–	–
–	–

E1	
–	–
–	–
–	DD
-50	CP/–

S41	
–	067.5
–	–
–	–
–	–

E1	
–	–
–	–
–	DD
-50	CP/–

S48		S50		S52		S60		S62		S64		484		486		488	
–	136.5	–	156.5	–	176.5	–	256.5	–	276.5	–	296.5	H	316.5	H	352.5	H	393
–	–	–	–	–	–	–	–	–	–	–	–	–	–	–	–	–	–
–	–	–	–	–	–	–	–	–	–	–	–	–	–	–	–	–	–
–	–	–	–	–	–	–	–	–	–	–	–	–	–	–	–	–	–

E1		E1		E1		E1		E1		E1		E1		E1		E1	
–	–	–	–	–	–	–	–	–	–	–	–	5500	–	5500	–	5500	–
–	–	–	–	–	–	–	–	–	–	–	–	1400	–	1400	–	1400	–
–	DD	–	DD	–	DD	–	DD	–	DD	–	DD	6900	DI	6900	DD	6900	DI
-50	CP/–	-150	CP/–	-50	CP/–	-50	CP/–	-150	CP/–	-50	CP/–	+50	CO/–	-200	CO/–	0	CO/–

S44		S46		S54		S56		S58	
–	096.5	–	116.5	–	196.5	–	216.5	–	236.5
–	–	–	–	–	–	–	–	–	–
–	–	–	–	–	–	–	–	–	–
–	–	–	–	–	–	–	–	–	–

E1		E1		E1		E1		E1	
–	–	–	–	–	–	–	–	–	–
–	–	–	–	–	–	–	–	–	–
–	DD	–	DD	–	DD	–	DD	–	DD
-150	CP/–	-50	CP/–	-50	CP/–	-150	CP/–	-50	CP/–

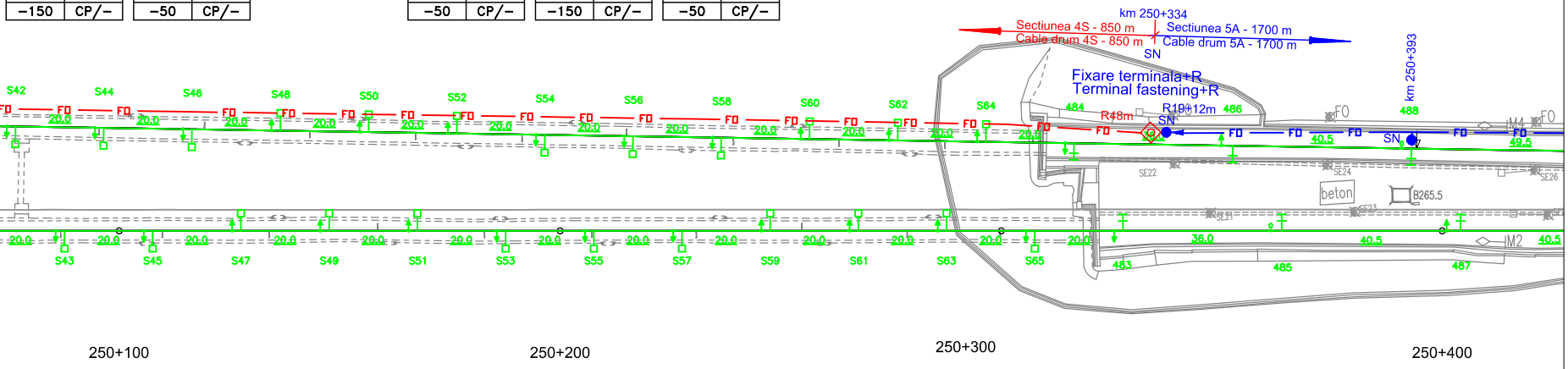
km 250+334
Sectiunea 4S - 850 m
Cable drum 4S - 850 m
Sectiunea 5A - 1700 m
Cable drum 5A - 1700 m
SN
Fixare terminala+R
Terminal fastening+R
km 250+393
R48m
R19+12m
SN
SN
FO
20.0
36.0
40.5
49.5
S42
S44
S46
S48
S50
S52
S54
S56
S58
S60
S62
S64
484
486
488
S43
S45
S47
S49
S51
S53
S55
S57
S59
S61
S63
S65
483
485
487
SE21
SE22
SE23
SE24
SE26
beton
B265.5
M4
M2
250+100
250+200
250+300
250+400

S47		S49		S51		S59		S61		S63	
–	127.5	–	147.5	–	167.5	–	247.5	–	267.5	–	287.5
–	–	–	–	–	–	–	–	–	–	–	–
–	–	–	–	–	–	–	–	–	–	–	–
–	–	–	–	–	–	–	–	–	–	–	–

E1		E1		E1		E1		E1		E1	
–	–	–	–	–	–	–	–	–	–	–	–
–	–	–	–	–	–	–	–	–	–	–	–
–	DD	–	DD	–	DD	–	DD	–	DD	–	DD
-50	CP/–	-150	CP/–	-50	CP/–	-50	CP/–	-150	CP/–	-50	CP/–

483		485		487	
H	327.5	H	363.5	H	404
–	–	–	–	–	–
–	–	–	–	–	–
–	–	–	–	–	–

E1		E1		E1	
5500	–	5500	–	5500	–
1400	–	1400	–	1400	–
6900	DD	6900	DD	6900	DI
-150	CO/–	0	CO/–	+200	CO/–

S43		S45		S53		S55		S57		S65	
–	087.5	–	107.5	–	187.5	–	207.5	–	227.5	–	307.5
–	–	–	–	–	–	–	–	–	–	–	–
–	–	–	–	–	–	–	–	–	–	–	–
–	–	–	–	–	–	–	–	–	–	–	–

E1		E1		E1		E1		E1		E1	
–	–	–	–	–	–	–	–	–	–	–	–
–	–	–	–	–	–	–	–	–	–	–	–
–	DD	–	DD	–	DD	–	DD	–	DD	–	DD
-150	CP/–	-50	CP/–	-50	CP/–	-150	CP/–	-50	CP/–	-50	CP/–

L
L

CTM ◇

CTM

CT ◻

CT

CTS ◻

— FO —

— FO —

— FO —

— FO —

NOTA

* Dupa insta

* After all ca
sand

EGENDA
LEGEND

Cameretа cu mufa de jonctiune
Handhole with junction box

Camereta cu rezerva
Handhole with cable reserve

Camera de tragere cu mufa de jonctiune
Manhole with junction box

Camera de tragere cu rezerva
Manhole with cable reserve

Camera de tragere speciala pentru subtraversare
Special manhhole for undercrossing

Fixare mediana
Median fastening

Fixare terminala
Terminal fastening

Cablu cu fibre optice aerian
Aerial optical fiber cable

Cablu cu fibre optice subteran
Underground optical fiber cable

Teava PVC Φ 110 mm / canal metalic
PVC pipe Φ 110 mm / metallic chanel

Cablu cu fibre optice special pentru tunel protejat in duct HDPE Φ 40 mm instalat in canal de beton al tunelului
Special OF cable for tunnels proteated in HDPE duct Φ 40 mm installed in concrete channel of tunnel

/ NOTE:

larea cablurilor canalul de beton va fi umplut cu nisip
bles installing the concrete channel will be filled up with

Indice Index	Data Date	Modificare Modification/Revision	Proiectant Designer	Aprobat Consultant Approved Consultant	Aprobat CFR Approved CFR

GUVERNUL ROMANIEI
ROMANIAN GOVERNMENT

PROIECT FINANȚAT DE UNIUNEA EUROPEANĂ
EUROPEAN UNION FINANCED PROJECT

CLIENT / CLIENT

C.N.C.F. "C.F.R." - S.A.

ITALFERR
GRUPPO FERROVIE DELLO STATO
Joint Venture leader

Scott Wilson

OBERMEYER
PLANEN + BERATEN GmbH

TECNIC
Consulting Engineers

CONSULTANT / CONSULTANT

			Data Date	Semnătură Signature
Aprobat Approved	Şef proiect Project manager	R. Liuzza	01.2012	
Aprobat Approved	Coordonator Secțiune 1 Section 1 Coordinator	C. Gambelli	01.2012	
Verificat Checked	Expert Verificator Checking Expert	Pino Amodio	01.2012	

SUBCONTRACTANT / SUBCONTRACTOR

ARREX

Aprobat Approved	Responsabil Subcontractant Subcontractor Responsible	A.Stanciu - Dinulescu	01.2012	
Întocmit Elaborated	Proiectant Designer	Gabriela Trifan	01.2012	Trifan

Reabilitarea liniei de cale ferata Braşov - Simeria, parte componentă a coridorului IV Pan European, pentru circulația trenurilor cu viteza maximă de 160 km/h,
Tronsonul : Braşov - Sighişoara
Rehabilitation of the railway line Braşov - Simeria, component Part of the IV Pan-European Corridor, for the trains circulation with maximum speed of 160 km/h,
Section : Braşov - Sighişoara

Proiect/Project
2004/RO/16/P/PA/003

Faza / Phase:
P.Th. / T.D.

Denumire desen / Drawing Title :

Interval - CATA-ARCHITA - SECTION

CABLU CU FIBRE OPTICE (Cablul 1)
Plan de situatie
FIBER OPTIC CABLE (cable 1)
Layout Plan

Codificare / Codification System	Scara / Scale 1:1000	LOT / LOT	Nr. / No 03 / 05

E A 5 1 | 0 1 | E | 1 4 | L 7 | S E | 0 5 | 3 | 7 | 0 0 1 | 1