490	
H	442.5
–	–
An	–
–	–

E1	
5500	–
1400	–
6900	DI
+200	CO/–

492	
H	492
–	–
–	–
–	–

E1	
6000	–
1300	–
7300	A
–150	CO/–

E2	
5500	–
1400	–
6900	DI
+50	CO/–

494	
H	537.5
–	–
–	–
–	–

E1	
5500	–
1300	–
6800	ICM
+50	CO/–

E2	
5500	–
2000	–
7300	ICM
+250	CO/–

496	
H	582
–	–
–	–
–	–

E1	
5500	–
1400	–
6900	DI
+250	CO/–

E2	
6000	–
1300	–
7300	A
+450	CO/–

498	
H	632.5
–	–
An	–
–	–

E1	
5500	–
1400	–
6900	DI
+50	CO/–

500	
H	673
–	–
–	–
–	–

E1	
5500	–
1400	–
6900	DI
+250	CO/–

502	
H	722.5
–	–
–	–
–	–

E1	
5500	–
1400	–
6900	DI
+100	CO/–

504	
H	772
–	–
–	–
–	–

E1	
5500	–
1400	–
6900	DI
+250	CO/–

506	
H	822.5
–	–
–	–
–	–

E1	
5500	–
1400	–
6900	DI
+100	CO/–

508	
H	872
–	–
–	–
–	–

E1	
5500	–
1400	–
6900	DI
+250	CO/–

510	
H	912.5
–	–
–	–
–	–

E1	
5500	–
1400	–
6900	DI
+100	CO/–

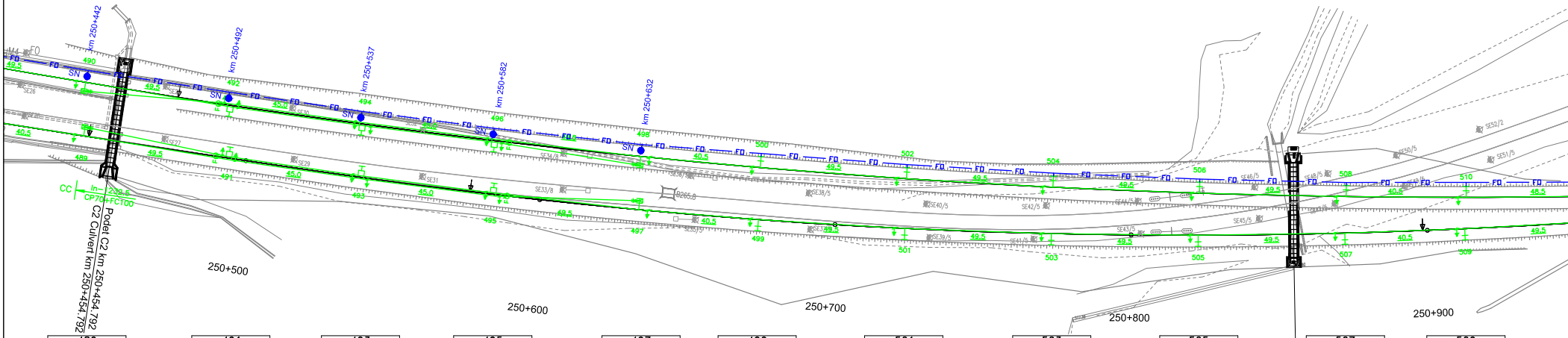
km 250+442
km 250+492
km 250+537
km 250+582
km 250+632
SN
FO
CC
CP70+FC100
250+500
250+600
250+700
250+800
250+900
Podet C2 km 250+454.792
C2 Culvert km 250+454.792
Podet C2 Km 250+854.93
C2 Culvert

489	
H	444.5
–	–
An	–
–	–

E1	
5500	–
1400	–
6900	DD
–200	CO/–

491	
H	494
–	–
–	–
–	–

E1	
6000	–
1300	–
7300	A
+150	CO/–

E2	
5500	–
1400	–
6900	DD
–50	CO/–

493	
H	539
–	–
–	–
–	–

E1	
5500	–
2000	–
7500	DCM
–50	CO/–

E2	
5500	–
1300	–
6800	DCM
–250	CO/–

495	
H	584
–	–
–	–
–	–

E1	
5500	–
1400	–
6900	DD
–250	CO/–

E2	
6000	–
1300	–
7300	A
–450	CO/–

497	
H	633.5
–	–
An	–
–	–

E1	
5500	–
1400	–
6900	DD
–50	CO/–

499	
H	674
–	–
–	–
–	–

E1	
5500	–
1400	–
6900	DD
–250	CO/–

501	
H	723.5
–	–
–	–
–	–

E1	
5500	–
1400	–
6900	DD
–100	CO/–

503	
H	773
–	–
–	–
–	–

E1	
5500	–
1400	–
6900	DD
–250	CO/–

505	
H	822.5
–	–
–	–
–	–

E1	
5500	–
1400	–
6900	DD
–100	CO/–

507	
H	872
–	–
–	–
–	–

E1	
5500	–
1400	–
6900	DD
–250	CO/–

509	
H	912.5
–	–
–	–
–	–

E1	
5500	–
1400	–
6900	DD
–100	CO/–

512	
H	961
–	–
–	–
–	–
E1	
5500	–
1400	–
6900	DI
+250	CO/–

514	
H	011.5
–	–
An	–
–	–
E1	
5500	–
1400	–
6900	DD
–50	CO/–

516	
H	056.5
–	–
–	–
–	–
E1	
5500	–
1400	–
6900	DI
+250	CO/–

518	
H	101.5
–	–
An	–
–	–
E1	
5500	–
1400	–
6900	DD
–150	CO/–

520	
H	146.5
–	–
–	–
–	–
E1	
5500	–
1400	–
6900	DI
+200	CO/–

522	
H	191.5
–	–
–	–
–	–
E1	
5500	–
1400	–
6900	DD
–200	CO/–

524	
H	232
–	–
–	–
–	–
E1	
5500	–
1400	–
6900	DI
+200	CO/–

526	
H	277
–	–
–	–
–	–
E1	
5500	–
1400	–
6900	DD
–200	CO/–

528	
H	513
–	–
–	–
–	–
E1	
5500	–
1400	–
6900	DI
+200	CO/–

528A	
H	349
–	–
–	–
–	–
E1	
5500	–
1400	–
6900	DD
–200	CO/–

V2	
H	389.5
–	–
–	–
–	–
E1	
5500	–
–	–
–	DI
+200	CO/–

V4	
H	420.5
–	–
–	–
–	–
E1	
5500	–
–	–
–	DD
–200	CO/–

V6	
H	451.5
–	–
–	–
–	–
E1	
5500	–
–	–
–	DI
+200	CO/–

V8	
H	482.5
–	–
–	–
–	–
E1	
5500	–
–	–
–	DD
–200	CO/–

530A	
H	523
–	–
–	–
–	–
E1	
5500	–
1400	–
6900	DI
+200	CO/–

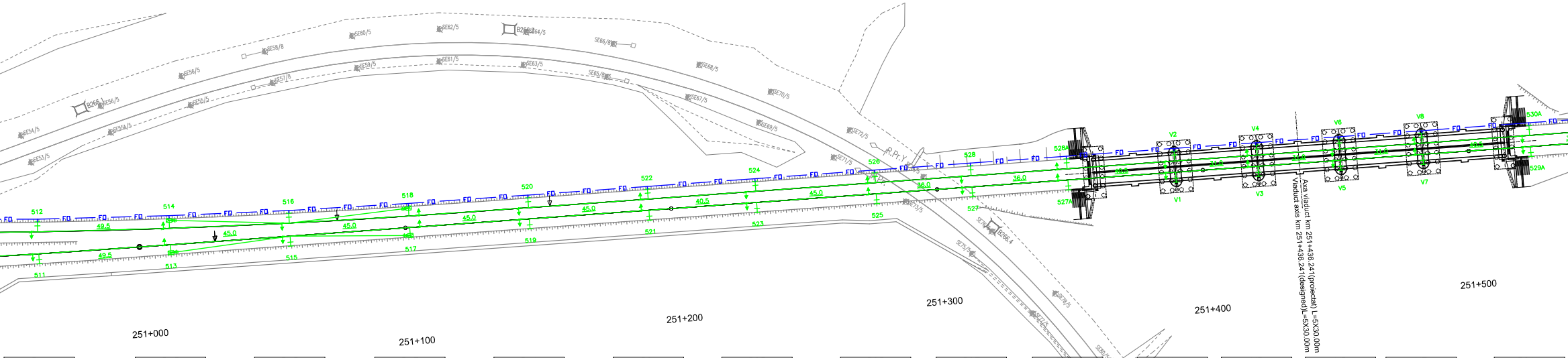
251+000
251+100
251+200
251+300
251+400
251+500
Axa viaduct km 251+436.241(proiectat) L=5X30.00m
Viaduct axis km 251+436.241(designed)L=5X30.00m
511
512
513
514
515
516
517
518
519
520
521
522
523
524
525
526
527
528
527A
528A
529A
530A
V1
V2
V3
V4
V5
V6
V7
V8
FD
49.5
45.0
40.5
36.0

511	
H	962
–	–
–	–
–	–
E1	
5500	–
1400	–
6900	DD
–250	CO/–

513	
H	011.5
–	–
An	–
–	–
E1	
5500	–
1400	–
6900	DI
+150	CO/–

515	
H	056.5
–	–
–	–
–	–
E1	
5500	–
1400	–
6900	DD
–200	CO/–

517	
H	101.5
–	–
An	–
–	–
E1	
5500	–
1400	–
6900	DI
+200	CO/–

519	
H	146.5
–	–
–	–
–	–
E1	
5500	–
1400	–
6900	DD
–200	CO/–

521	
H	191.5
–	–
–	–
–	–
E1	
5500	–
1400	–
6900	DI
+200	CO/–

523	
H	232
–	–
–	–
–	–
E1	
5500	–
1400	–
6900	DD
–200	CO/–

525	
H	277
–	–
–	–
–	–
E1	
5500	–
1400	–
6900	DI
+200	CO/–

527	
H	513
–	–
–	–
–	–
E1	
5500	–
1400	–
6900	DD
–200	CO/–

527A	
H	349
–	–
–	–
–	–
E1	
5500	–
1400	–
6900	DI
+200	CO/–

V1	
H	389.5
–	–
–	–
–	–
E1	
5500	–
–	–
–	DD
–200	CO/–

V3	
H	420.5
–	–
–	–
–	–
E1	
5500	–
–	–
–	DI
+200	CO/–

V5	
H	451.5
–	–
–	–
–	–
E1	
5500	–
–	–
–	DD
–200	CO/–

V7	
H	482.5
–	–
–	–
–	–
E1	
5500	–
–	–
–	DI
+200	CO/–

529A	
H	523
–	–
–	–
–	–
E1	
5500	–
1400	–
6900	DD
–200	CO/–

530	
H	555.5
–	–
An	–
–	–

E1	
5500	–
1400	–
6900	DD
–200	CO/–

532	
H	596
–	–
–	–
–	–

E1	
5850	–
1450	–
7300	A
0	CO/–

E2	
5500	–
1400	–
6900	DI
+200	CO/–

534	
H	636.5
–	–
–	–
–	–

E1	
5500	–
1400	–
6900	DD
–200	CO/–

E2	
5850	–
1450	–
7300	A
0	CO/–

536	
H	677
–	–
An	–
–	–

E1	
5500	–
1400	–
6900	DI
+200	CO/–

538	
H	713
–	–
–	–
–	–

E1	
5500	–
1400	–
6900	DD
–250	CO/–

540	
H	749.5
–	–
–	–
–	–

E1	
5500	–
1400	–
6900	DI
+50	CO/–

542	
H	800
–	–
–	–
–	–

E1	
5500	–
1400	–
6900	DD
–250	CO/–

544	
H	839
–	–
–	–
–	–

E1	
5500	–
1400	–
6900	DI
+50	CO/–

546	
H	875
–	–
–	–
–	–

E1	
5500	–
1400	–
6900	DD
–250	CO/–

548	
H	915
–	–
–	–
–	–

E1	
5500	–
1400	–
6900	DD
+50	CO/–

S76	
–	935
–	–
–	–
–	–

E1	
–	–
–	–
–	DD
0	CP/–

S78	
–	955
–	–
–	–
–	–

E1	
–	–
–	–
–	DD
–150	CP/–

S80	
–	975
–	–
–	–
–	–

E1	
–	–
–	–
–	DD
0	CP/–

S82	
–	995
–	–
–	–
–	–

E1	
–	–
–	–
–	DD
–150	CP/–

S84	
–	015
–	–
–	–
–	–

E1	
–	–
–	–
–	DD
0	CP/–

S86	
–	035
–	–
–	–
–	–

E1	
–	–
–	–
–	DD
–150	CP/–

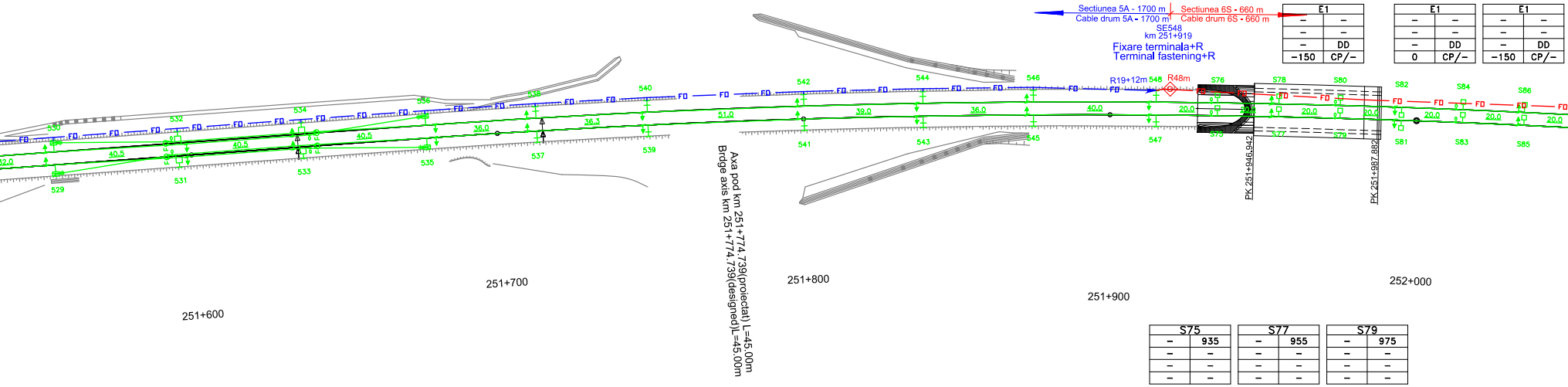
Sectiunea 5A - 1700 m
Cable drum 5A - 1700 m
Sectiunea 6S - 660 m
Cable drum 6S - 660 m
SE548
km 251+919
Fixare terminala+R
Terminal fastening+R
R19+12m
R48m
FO
529
530
531
532
533
534
535
536
537
538
539
540
541
542
543
544
545
546
547
548
S75
S76
S77
S78
S79
S80
S81
S82
S83
S84
S85
S86
32.0
40.5
40.5
40.5
36.0
36.3
51.0
39.0
38.0
40.0
20.0
20.0
20.0
20.0
20.0
20.0
20.0
PK 251+946.942
PK 251+987.882
Axa pod km 251+774.739(proiectat) L=45.00m
Brdge axis km 251+774.739(designed)L=45.00m
251+600
251+700
251+800
251+900
252+000

S75	
–	935
–	–
–	–
–	–

E1	
–	–
–	–
–	DD
0	CP/–

S77	
–	955
–	–
–	–
–	–

E1	
–	–
–	–
–	DD
–150	CP/–

S79	
–	975
–	–
–	–
–	–

E1	
–	–
–	–
–	DD
0	CP/–

529	
H	555.5
–	–
An	–
–	–

E1	
5500	–
1400	–
6900	DI
+200	CO/–

531	
H	596
–	–
–	–
–	–

E1	
5850	–
1450	–
7300	A
0	CO/–

E2	
5500	–
1400	–
6900	DD
–200	CO/–

533	
H	636.5
–	–
–	–
–	–

E1	
5500	–
1400	–
6900	DI
+200	CO/–

E2	
5850	–
1450	–
7300	A
0	CO/–

535	
H	677
–	–
An	–
–	–

E1	
5500	–
1400	–
6900	DD
–200	CO/–

537	
H	713
–	–
–	–
–	–

E1	
5500	–
1400	–
6900	DI
+250	CO/–

539	
H	749.5
–	–
–	–
–	–

E1	
5500	–
1400	–
6900	DD
–50	CO/–

541	
H	800
–	–
–	–
–	–

E1	
5500	–
1400	–
6900	DI
+250	CO/–

543	
H	839
–	–
–	–
–	–

E1	
5500	–
1400	–
6900	DD
–50	CO/–

545	
H	875
–	–
–	–
–	–

E1	
5500	–
1400	–
6900	DI
+250	CO/–

547	
H	915
–	–
–	–
–	–

E1	
5500	–
1400	–
6900	DD
–50	CO/–

S81	
–	995
–	–
–	–
–	–

E1	
–	–
–	–
–	DD
–150	CP/–

S83	
–	015
–	–
–	–
–	–

E1	
–	–
–	–
–	DD
0	CP/–

S85	
–	035
–	–
–	–
–	–

E1	
–	–
–	–
–	DD
–150	CP/–

S92	
–	095
–	–
–	–
–	–
E1	
–	–
–	–
–	DD
0	CP/–

S94	
–	115
–	–
–	–
–	–
E1	
–	–
–	–
–	DD
–150	CP/–

S96	
–	135
–	–
–	–
–	–
E1	
–	–
–	–
–	DD
0	CP/–

S108	
–	255
–	–
–	–
–	–
E1	
–	–
–	–
–	DD
0	CP/–

S110	
–	275
–	–
–	–
–	–
E1	
–	–
–	–
–	DD
–150	CP/–

S112	
–	295
–	–
–	–
–	–
E1	
–	–
–	–
–	DD
0	CP/–

S122	
–	395
–	–
–	–
–	–
E1	
–	–
–	–
–	DD
+150	CP/–

S124	
–	415
–	–
–	–
–	–
E1	
–	–
–	–
–	DD
0	CP/–

550	
H	450
–	–
–	–
–	–
E1	
5500	–
1400	–
6900	DD
–200	CO/–

V10	
–	495
–	–
–	–
–	–
E1	
5500	–
–	–
–	DI
+200	CO/–

V12	
–	526
–	–
–	–
–	–
E1	
5500	–
–	–
–	DD
–150	CO/–

V14	
–	557
–	–
–	–
–	–
E1	
5500	–
–	–
–	DI
+200	CO/–

S88	
–	055
–	–
–	–
–	–
E1	
–	–
–	–
–	DD
0	CP/–

S90	
–	075
–	–
–	–
–	–
E1	
–	–
–	–
–	DD
–150	CP/–

S98	
–	055
–	–
–	–
–	–
E1	
–	–
–	–
–	DD
–150	CP/–

S100	
–	175
–	–
–	–
–	–
E1	
–	–
–	–
–	DD
0	CP/–

S102	
–	195
–	–
–	–
–	–
E1	
–	–
–	–
–	DD
–150	CP/–

S104	
–	215
–	–
–	–
–	–
E1	
–	–
–	–
–	DD
0	CP/–

S106	
–	235
–	–
–	–
–	–
E1	
–	–
–	–
–	DD
–150	CP/–

S114	
–	315
–	–
–	–
–	–
E1	
–	–
–	–
–	DD
–150	CP/–

S116	
–	335
–	–
–	–
–	–
E1	
–	–
–	–
–	DD
0	CP/–

S118	
–	355
–	–
–	–
–	–
E1	
–	–
–	–
–	DD
–150	CP/–

S120	
–	375
–	–
–	–
–	–
E1	
–	–
–	–
–	DD
0	CP/–

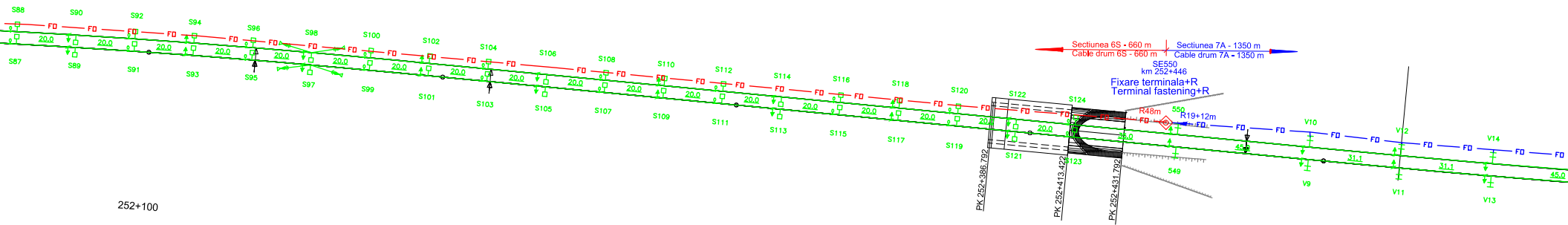
S88
S90
S92
S94
S96
S98
S100
S102
S104
S106
S108
S110
S112
S114
S116
S118
S120
S122
S124
S87
S89
S91
S93
S95
S97
S99
S101
S103
S105
S107
S109
S111
S113
S115
S117
S119
S121
S123
FD
20.0
35.0
45.0
31.1
Sectiunea 6S - 660 m
Cable drum 6S - 660 m
Sectiunea 7A - 1350 m
Cable drum 7A - 1350 m
SE550
km 252+446
Fixare terminala+R
Terminal fastening+R
R48m
550
R19+12m
549
V10
V12
V14
V9
V11
V13
PK 252+386.792
PK 252+413.422
PK 252+431.792
252+100
252+200
252+300
252+400
252+500

S91	
–	095
–	–
–	–
–	–
E1	
–	–
–	–
–	DD
0	CP/–

S93	
–	115
–	–
–	–
–	–
E1	
–	–
–	–
–	DD
–150	CP/–

S95	
–	135
–	–
–	–
–	–
E1	
–	–
–	–
–	DD
0	CP/–

S107	
–	255
–	–
–	–
–	–
E1	
–	–
–	–
–	DD
0	CP/–

S109	
–	275
–	–
–	–
–	–
E1	
–	–
–	–
–	DD
–150	CP/–

S111	
–	295
–	–
–	–
–	–
E1	
–	–
–	–
–	DD
0	CP/–

S121	
–	395
–	–
–	–
–	–
E1	
–	–
–	–
–	DD
–150	CP/–

S123	
–	415
–	–
–	–
–	–
E1	
–	–
–	–
–	DD
0	CP/–

549	
H	450
–	–
–	–
–	–
E1	
5500	–
1400	–
6900	DI
+200	CO/–

V9	
–	495
–	–
–	–
–	–
E1	
5500	–
–	–
–	DD
–200	CO/–

V11	
–	526
–	–
–	–
–	–
E1	
5500	–
–	–
–	DI
+150	CO/–

V13	
–	557
–	–
–	–
–	–
E1	
5500	–
–	–
–	DD
–200	CO/–

S87	
–	055
–	–
–	–
–	–
E1	
–	–
–	–
–	DD
0	CP/–

S89	
–	075
–	–
–	–
–	–
E1	
–	–
–	–
–	DD
–150	CP/–

S97	
–	055
–	–
–	–
–	–
E1	
–	–
–	–
–	DD
–150	CP/–

S99	
–	175
–	–
–	–
–	–
E1	
–	–
–	–
–	DD
0	CP/–

S101	
–	195
–	–
–	–
–	–
E1	
–	–
–	–
–	DD
–150	CP/–

S103	
–	215
–	–
–	–
–	–
E1	
–	–
–	–
–	DD
0	CP/–

S105	
–	235
–	–
–	–
–	–
E1	
–	–
–	–
–	DD
–150	CP/–

S113	
–	315
–	–
–	–
–	–
E1	
–	–
–	–
–	DD
–150	CP/–

S115	
–	335
–	–
–	–
–	–
E1	
–	–
–	–
–	DD
0	CP/–

S117	
–	355
–	–
–	–
–	–
E1	
–	–
–	–
–	DD
–150	CP/–

S119	
–	375
–	–
–	–
–	–
E1	
–	–
–	–
–	DD
0	CP/–

552	
H	602
–	–
As	–
–	–

E1	
5500	–
1400	–
6900	DI
+50	CO/–

554	
H	645
–	–
–	–
–	–

E1	
6000	–
1300	–
7300	A
+50	CO/–

E2	
5500	–
1400	–
6900	DI
+250	CO/–

556	
H	685.5
–	–
–	–
–	–

E1	
5500	–
1300	–
6800	ICM
-100	CO/–

E2	
5500	–
2000	–
7300	ICM
+100	CO/–

558	
H	726
–	–
–	–
–	–

E1	
5500	–
1400	–
6900	DI
+250	CO/–

E2	
6000	–
1300	–
7300	A
+450	CO/–

560	
H	766.5
–	–
An	–
–	–

E1	
5500	–
1400	–
6900	DI
+100	CO/–

562	
H	804.5
–	–
–	–
–	–

E1	
5500	–
1400	–
6900	DI
+250	CO/–

564	
H	845
–	–
–	–
–	–

E1	
5500	–
1400	–
6900	DI
+100	CO/–

566	
H	885.5
–	–
–	–
–	–

E1	
5500	–
1400	–
6900	DI
+250	CO/–

568	
H	932.5
–	–
–	–
–	–

E1	
5500	–
1400	–
6900	DI
+250	CO/–

570	
H	973
–	–
–	–
–	–

E1	
5500	–
1400	–
6900	DI
+150	CO/–

572	
H	018
–	–
–	–
–	–

E1	
5500	–
1400	–
6900	DI
+250	CO/–

574	
H	067.5
–	–
An	–
–	–

E1	
5500	–
1400	–
6900	DI
+250	CO/–

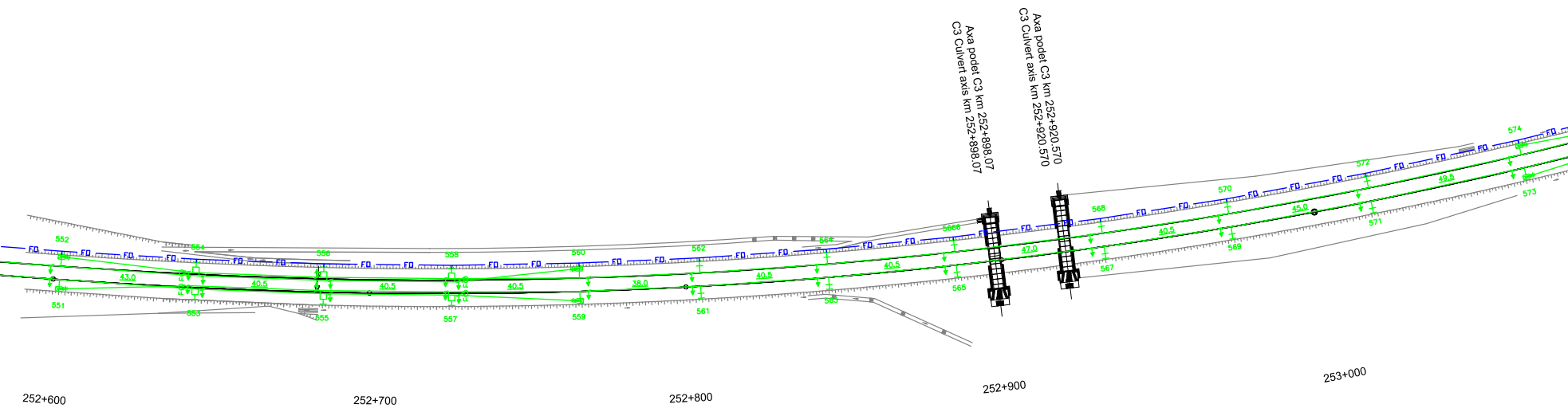
Axa podet C3 km 252+898.07
C3 Culvert axis km 252+898.07
Axa podet C3 km 252+920.570
C3 Culvert axis km 252+920.570
FD
552
554
556
558
560
562
564
566
568
570
572
574
551
553
555
557
559
561
563
565
567
569
571
573
43.0
40.5
40.5
40.5
38.0
40.5
40.5
47.0
40.5
45.0
49.5
252+600
252+700
252+800
252+900
253+000

551	
H	602
–	–
As	–
–	–

E1	
5500	–
1400	–
6900	DD
-50	CO/–

553	
H	645
–	–
–	–
–	–

E1	
6000	–
1300	–
7300	A
-50	CO/–

E2	
5500	–
1400	–
6900	DD
-250	CO/–

555	
H	685.5
–	–
–	–
–	–

E1	
5500	–
2000	–
7500	DCM
+100	CO/–

E2	
5500	–
1300	–
6800	DCM
-100	CO/–

557	
H	726
–	–
–	–
–	–

E1	
5500	–
1400	–
6900	DD
-250	CO/–

E2	
6000	–
1300	–
7300	A
-450	CO/–

559	
H	766.5
–	–
An	–
–	–

E1	
5500	–
1400	–
6900	DD
-100	CO/–

561	
H	804.5
–	–
–	–
–	–

E1	
5500	–
1400	–
6900	DD
-250	CO/–

563	
H	845
–	–
–	–
–	–

E1	
5500	–
1400	–
6900	DD
-100	CO/–

565	
H	885.5
–	–
–	–
–	–

E1	
5500	–
1400	–
6900	DD
-250	CO/–

567	
H	932.5
–	–
–	–
–	–

E1	
5500	–
1400	–
6900	DD
-250	CO/–

569	
H	973
–	–
–	–
–	–

E1	
5500	–
1400	–
6900	DD
-150	CO/–

571	
H	018
–	–
–	–
–	–

E1	
5500	–
1400	–
6900	DD
-250	CO/–

573	
H	067.5
–	–
An	–
–	–

E1	
5500	–
1400	–
6900	DD
-250	CO/–

576	
H	117
–	–
–	–
–	–

E1	
5500	–
1400	–
6900	DI
+250	CO/–

578	
H	166.5
–	–
An	–
–	–

E1	
5500	–
1400	–
6900	DI
+250	CO/–

580	
H	211.5
–	–
–	–
–	–

E1	
5500	–
1400	–
6900	DI
+250	CO/–

582	
H	256.5
–	–
–	–
–	–

E1	
5500	–
1400	–
6900	DI
+250	CO/–

584	
H	306
–	–
–	–
–	–

E1	
5500	–
1400	–
6900	DI
+250	CO/–

586	
H	355.5
–	–
–	–
–	–

E1	
5500	–
1400	–
6900	DI
+250	CO/–

588	
H	405.5
–	–
–	–
–	–

E1	
5500	–
1400	–
6900	DI
+250	CO/–

590	
H	454.5
–	–
An	–
–	–

E1	
5500	–
1400	–
6900	DI
+250	CO/–

592	
H	499.5
–	–
–	–
–	–

E1	
6000	–
1300	–
7300	A
–50	CO/–

E2	
5500	–
1400	–
6900	DI
+150	CO/–

594	
H	549.5
–	–
–	–
–	–

E1	
5500	–
1300	–
6800	ICM
+50	CO/–

E2	
5500	–
2000	–
7500	ICM
+250	CO/–

596	
H	599
–	–
–	–
–	–

E1	
5500	–
1400	–
6900	DI
+250	CO/–

E2	
6000	–
1300	–
7300	A
+450	CO/–

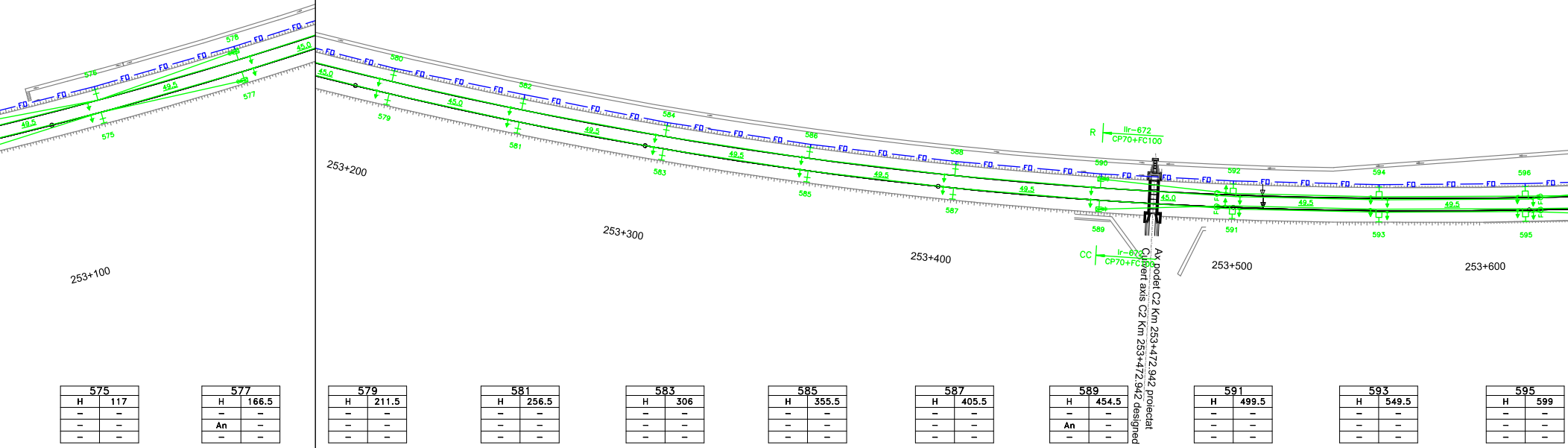
253+100
253+200
253+300
253+400
253+500
253+600
R Ilr–672 CP70+FC100
CC Ir–672 CP70+FC100
Ax podet C2 Km 253+472.942 proiectat
Culvert axis C2 Km 253+472.942 designed
FD
45.0
49.5
575
576
577
579
580
581
582
583
584
585
586
587
588
589
590
591
592
593
594
595
596

575	
H	117
–	–
–	–
–	–

E1	
5500	–
1400	–
6900	DD
–250	CO/–

577	
H	166.5
–	–
An	–
–	–

E1	
5500	–
1400	–
6900	DD
–250	CO/–

579	
H	211.5
–	–
–	–
–	–

E1	
5500	–
1400	–
6900	DD
–250	CO/–

581	
H	256.5
–	–
–	–
–	–

E1	
5500	–
1400	–
6900	DD
–250	CO/–

583	
H	306
–	–
–	–
–	–

E1	
5500	–
1400	–
6900	DD
–250	CO/–

585	
H	355.5
–	–
–	–
–	–

E1	
5500	–
1400	–
6900	DD
–250	CO/–

587	
H	405.5
–	–
–	–
–	–

E1	
5500	–
1400	–
6900	DD
–250	CO/–

589	
H	454.5
–	–
An	–
–	–

E1	
5500	–
1400	–
6900	DD
–250	CO/–

591	
H	499.5
–	–
–	–
–	–

E1	
6000	–
1300	–
7300	A
+50	CO/–

E2	
5500	–
1400	–
6900	DD
–150	CO/–

593	
H	549.5
–	–
–	–
–	–

E1	
5500	–
2000	–
7500	DCM
–50	CO/–

E2	
5500	–
1300	–
6800	ICM
–250	CO/–

595	
H	599
–	–
–	–
–	–

E1	
5500	–
1400	–
6900	DD
–250	CO/–

E2	
6000	–
1300	–
7300	A
–450	CO/–

598	
H	644
–	–
An	–
–	–

E1	
5500	–
1400	–
6900	DD
–200	CO/–

600	
H	680
–	–
–	–
–	–

E1	
5500	–
1400	–
6900	DI
+200	CO/–

S138	
–	760
–	–
–	–
–	–

E1	
–	–
–	–
–	DD
–150	CP/–

S146	
–	840
–	–
–	–
–	–

E1	
–	–
–	–
–	DD
–150	CP/–

S154	
–	920
–	–
–	–
–	–

E1	
–	–
–	–
–	DD
–150	CP/–

610	
H	942
–	–
–	–
–	–

E1	
5500	–
1400	–
6900	DD
+100	CO/–

612	
H	978
–	–
–	–
–	–

E1	
5500	–
1400	–
6900	DD
–250	CO/–

614	
H	027.5
–	–
–	–
–	–

E1	
5850	–
1450	–
7300	A
0	CO/–

E2	
5500	–
1400	–
6900	DI
+200	CO/–

616	
H	077
–	–
An	–
–	–

E1	
5500	–
1400	–
6900	DD
–200	CO/–

E2	
5850	–
1450	–
7300	A
0	CO/–

618	
H	126.5
–	–
–	–
–	–

E1	
5500	–
1400	–
6900	DI
+200	CO/–

620	
H	171.5
–	–
–	–
–	–

E1	
5500	–
1400	–
6900	DD
–200	CO/–

S132	
–	700
–	–
–	–
–	–

E1	
–	–
–	–
–	DD
0	CP/–

S134	
–	720
–	–
–	–
–	–

E1	
–	–
–	–
–	DD
–150	CP/–

S136	
–	740
–	–
–	–
–	–

E1	
–	–
–	–
–	DD
0	CP/–

S140	
–	780
–	–
–	–
–	–

E1	
–	–
–	–
–	DD
0	CP/–

S142	
–	800
–	–
–	–
–	–

E1	
–	–
–	–
–	DD
–150	CP/–

S144	
–	820
–	–
–	–
–	–

E1	
–	–
–	–
–	DD
0	CP/–

S148	
–	860
–	–
–	–
–	–

E1	
–	–
–	–
–	DD
0	CP/–

S150	
–	880
–	–
–	–
–	–

E1	
–	–
–	–
–	DD
–150	CP/–

S152	
–	900
–	–
–	–
–	–

E1	
–	–
–	–
–	DD
0	CP/–

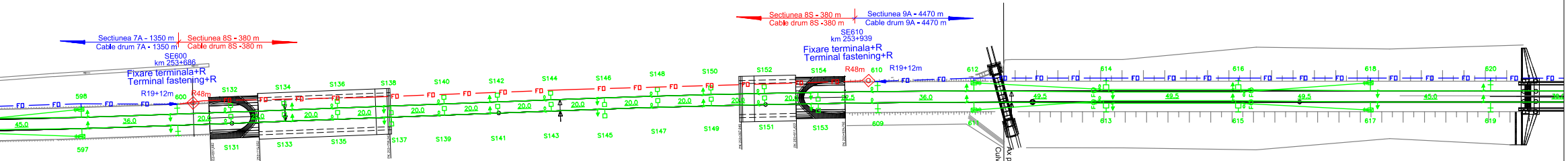
Sectiunea 7A - 1350 m
Cable drum 7A - 1350 m
Sectiunea 8S - 380 m
Cable drum 8S -380 m
SE600
km 253+686
Fixare terminala+R
Terminal fastening+R
R19+12m
R48m
598
600
597
599
FD
45.0
36.0
20.0
S131
S132
S133
S134
S135
S136
S137
S138
S139
S140
S141
S142
S143
S144
S145
S146
S147
S148
S149
S150
S151
S152
S153
S154
Sectiunea 8S - 380 m
Cable drum 8S -380 m
Sectiunea 9A - 4470 m
Cable drum 9A - 4470 m
SE610
km 253+939
Fixare terminala+R
Terminal fastening+R
R48m
610
R19+12m
22.5
36.0
612
609
611
49.5
614
613
616
615
49.5
618
617
45.0
620
619
Ax podet C2 Km 253+989.242 proiectat
Culvert axis C2 Km 253+989.242 designed
254+000
254+100
25
253+700
253+800
253+900

S131	
–	700
–	–
–	–
–	–

E1	
–	–
–	–
–	DD
0	CP/–

S133	
–	720
–	–
–	–
–	–

E1	
–	–
–	–
–	DD
–150	CP/–

S135	
–	740
–	–
–	–
–	–

E1	
–	–
–	–
–	DD
0	CP/–

S139	
–	780
–	–
–	–
–	–

E1	
–	–
–	–
–	DD
0	CP/–

S141	
–	800
–	–
–	–
–	–

E1	
–	–
–	–
–	DD
–150	CP/–

S143	
–	820
–	–
–	–
–	–

E1	
–	–
–	–
–	DD
0	CP/–

S147	
–	860
–	–
–	–
–	–

E1	
–	–
–	–
–	DD
0	CP/–

S149	
–	880
–	–
–	–
–	–

E1	
–	–
–	–
–	DD
–150	CP/–

S151	
–	900
–	–
–	–
–	–

E1	
–	–
–	–
–	DD
0	CP/–

597	
H	644
–	–
An	–
–	–

E1	
5500	–
1400	–
6900	DI
+200	CO/–

599	
H	680
–	–
–	–
–	–

E1	
5500	–
1400	–
6900	DD
–200	CO/–

S137	
–	760
–	–
–	–
–	–

E1	
–	–
–	–
–	DD
–150	CP/–

S145	
–	840
–	–
–	–
–	–

E1	
–	–
–	–
–	DD
–150	CP/–

S153	
–	920
–	–
–	–
–	–

E1	
–	–
–	–
–	DD
–150	CP/–

609	
H	942
–	–
–	–
–	–

E1	
5500	–
1400	–
6900	DI
–100	CO/–

611	
H	978
–	–
–	–
–	–

E1	
5500	–
1400	–
6900	DI
+250	CO/–

613	
H	027.5
–	–
–	–
–	–

E1	
5850	–
1450	–
7300	A
0	CO/–

E2	
5500	–
1400	–
6900	DD
–200	CO/–

615	
H	077
–	–
An	–
–	–

E1	
5500	–
1400	–
6900	DI
+200	CO/–

E2	
5850	–
1450	–
7300	A
0	CO/–

617	
H	126.5
–	–
–	–
–	–

E1	
5500	–
1400	–
6900	DD
–200	CO/–

619	
H	171.5
–	–
–	–
–	–

E1	
5500	–
1400	–
6900	DI
+200	CO/–

LEGENDA
LEGEND

CTM	◇	Camereta cu mufa de jonctiune Handhole with junction box
CTM	◇	Camereta cu rezerva Handhole with cable reserve
CT	□	Camera de tragere cu mufa de jonctiune Manhole with junction box
CT	□	Camera de tragere cu rezerva Manhole with cable reserve
CTS	□	Camera de tragere speciala pentru subtraversare Special manhhole for undercrossing
	►○◄	Fixare mediana Median fastening
	►○◇	Fixare terminala Terminal fastening
	— FO —	Cablu cu fibre optice aerian Aerial optical fiber cable
	— FO —	Cablu cu fibre optice subteran Underground optical fiber cable
	—▭—	Teava PVC Φ 110 mm / canal metalic PVC pipe Φ 110 mm / metallic chanel
	— FO —	Cablu cu fibre optice special pentru tunel protejat in duct HDPE Φ 40 mm instalat in canal de beton al tunelului Special OF cable for tunnels proteated in HDPE duct Φ 40 mm installed in concrete channel of tunnel

NOTA / NOTE:

* Dupa instalarea cablurilor canalul de beton va fi umplut cu nisip

* After all cables installing the concrete channel will be filled up with sand

Indice Index	Data Date	Modificare Modification/Revision	Proiectant Designer	Aprobat Consultant Approved Consultant	Aprobat CFR Approved CFR

GUVERNUL ROMANIEI
ROMANIAN GOVERNMENT

PROIECT FINANŢAT DE UNIUNEA EUROPEANĂ
EUROPEAN UNION FINANCED PROJECT

CLIENT / CLIENT

C.N.C.F. "C.F.R." - S.A.

ITALFERR
GRUPPO FERROVIE DELLO STATO
Joint Venture leader

Scott Wilson

OBERMEYER
PLANEN + BERATEN GmbH

TECNIC
Consulting Engineers

CONSULTANT / CONSULTANT

			Data Date	Semnătură Signature
Aprobat Approved	Şef proiect Project manager	R. Liuzza	01.2012	
Aprobat Approved	Coordonator Secţiune 1 Section 1 Coordinator	C. Gambelli	01.2012	
Verificat Checked	Expert Verificator Checking Expert	Pino Amodio	01.2012	

SUBCONTRACTANT / SUBCONTRACTOR

AREX COMPANY

Aprobat Approved	Responsabil Subcontractant Subcontractor Responsible	A.Stanciu - Dinulescu	01.2012	
Întocmit Elaborated	Proiectant Designer	Gabriela Trifan	01.2012	Trifan

Reabilitarea liniei de cale ferata Braşov - Simeria, parte componentă a coridorului IV Pan European, pentru circulația trenurilor cu viteza maximă de 160 km/h,
Tronsonul : Braşov - Sighişoara
Rehabilitation of the railway line Braşov - Simeria, component Part of the IV Pan-European Corridor, for the trains circulation with maximum speed of 160 km/h,
Section : Braşov - Sighişoara

Proiect/Project
2004/RO/16/P/PA/003

Faza / Phase:
P.Th. / T.D.

Denumire desen / Drawing Title :

Interval - CATA-ARCHITA - SECTION

CABLU CU FIBRE OPTICE (Cablul 1)
Plan de situatie
FIBER OPTIC CABLE (cable 1)
Layout Plan

Codificare / Codification System	Scara / Scale 1:1000	LOT / LOT	Nr. / No 04 / 05

E	A	5	1	0	1	E	1	4	L	7	S	E	0	5	3	7	0	0	1	1