2	
H	319.5
–	–
An	–
–	–

E1	
5500	–
1400	–
6900	DI
+150	CO/–

4	
H	409.5
–	–
–	–
–	–

E1	
6000	–
1300	–
7300	A
–750	CO/–

E2	
5500	–
1400	–
6900	DD
–250	CO/–

6	
H	409.5
–	–
–	–
–	–

E1	
5500	–
1300	–
6800	DCM
–250	CO/–

E2	
5500	–
2000	–
7500	DCM
+250	CO/–

8	
H	459
–	–
–	–
–	–

E1	
5500	–
1400	–
6900	DI
+150	CO/–

E2	
6000	–
1300	–
7300	A
+650	CO/–

10	
H	500.5
–	–
An	–
–	–

E1	
5500	–
1400	–
6900	DD
–200	CO/–

1	
H	319.5
–	–
An	–
–	–

E1	
5500	–
1400	–
6900	DD
–150	CO/–

3	
H	409.5
–	–
–	–
–	–

E1	
6000	–
1300	–
7300	A
+750	CO/–

E2	
5500	–
1400	–
6900	DI
+250	CO/–

5	
H	409.5
–	–
–	–
–	–

E1	
5500	–
2000	–
7500	ICM
+250	CO/–

E2	
5500	–
1300	–
6800	ICM
–250	CO/–

7	
H	459
–	–
An	–
–	–

E1	
5500	–
1400	–
6900	DD
–150	CO/–

E2	
6000	–
1300	–
7300	A
–650	CO/–

9	
H	501.5
–	–
An	–
–	–

E1	
5850	–
1450	–
7300	A
+200	CO/–

E2	
5500	–
1400	–
6900	DD
0	CO/–

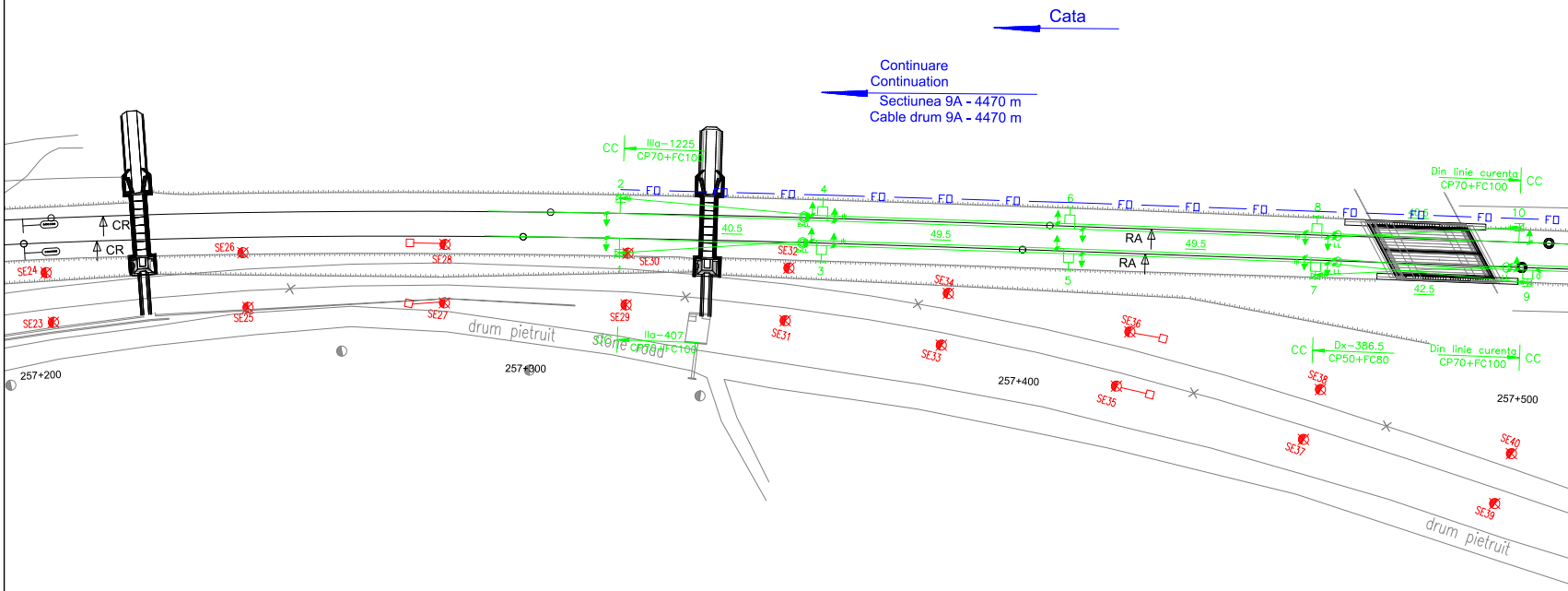
Cata
Continuare
Continuation
Sectiunea 9A - 4470 m
Cable drum 9A - 4470 m
CC
IIIa-1225
CP70+FC100
IIa-407
CP70+FC100
CR
CR
2
4
6
8
10
1
3
5
7
9
FO
40.5
49.5
49.5
40.5
42.5
RA
RA
LL
SE23
SE24
SE25
SE26
SE27
SE28
SE29
SE30
SE31
SE32
SE33
SE34
SE35
SE36
SE37
SE38
SE39
SE40
drum pietruit
stone road
drum pietruit
257+200
257+300
257+400
257+500
Dx-386.5
CP50+FC80
Din linie curenta
CP70+FC100
CC
Din linie curenta
CP70+FC100
CC

12	
H	526.5
–	–
–	–
–	–
E1	
5500	–
1400	–
6900	DI
+200	CO/–

14	
H	557.5
–	–
–	–
–	–
E1	
5500	–
1400	–
6900	DD
–200	CO/–

15	
MU	566.5
–	–
–	–
–	–
E1	
5550	–
1400	–
6950	DD
0	CS/–

16	
H	598
–	–
–	–
–	–
E1	
5500	–
1400	–
6900	ICA
+100	CO/–
E2	
5550	–
1750	–
7300	DCA
–150	CO/–

18	
H	642
–	–
–	–
–	–
E1	
5500	–
1400	–
6900	DCA
–200	CO/–
E2	
5550	–
1750	–
7300	DCA
0	CO/–

22	
H	685.5
–	–
–	–
–	–
E1	
5550	–
1750	–
7300	DCA
–150	CO/–
E2	
5500	–
1400	–
6900	ICA
+100	CO/–

24	
MU	717
–	–
–	–
–	–
E1	
5550	–
1400	–
6800	DD
0	CS/–

26	
H	726
–	–
–	–
–	–
E1	
5500	–
1400	–
6900	DD
–200	CO/–

28	
H	757.5
–	–
As	–
–	–
E1	
5500	–
1400	–
6900	DI
0	CO/–

32	
H	802.5
–	–
–	–
–	–
E1	
5850	–
1450	–
7300	A
0	CO/–
E2	
5500	–
1400	–
6900	DI
+200	CO/–

34	
H	845.5
–	–
–	–
–	–
E1	
5550	–
1750	–
7300	ICA
+150	CO/–
E2	
5500	–
1400	–
6900	DCA
–100	CO/–

11	
H	526.5
–	–
–	–
–	–
E1	
5550	–
1750	–
7300	DCA
–150	CO/–
E2	
5500	–
1400	–
6900	ICA
+100	CO/–

13	
H	557.5
–	–
As	–
–	–
E1	
5500	–
1400	–
6900	DD
–200	CO/–

17	
H	598
–	–
–	–
–	–
E1	
6000	–
1300	–
7300	A
+650	CO/–
E2	
5500	–
1400	–
6900	DI
+150	CO/–

19	
H	642
–	–
–	–
–	–
E1	
5500	–
2000	–
7500	DCM
+250	CO/–
E2	
5500	–
1300	–
6800	DCM
–250	CO/–

21	
H	685.5
–	–
–	–
–	–
E1	
5500	–
1400	–
6900	DD
–150	CO/–
E2	
6000	–
1300	–
7300	A
–650	CO/–

25	
H	726
–	–
As	–
–	–
E1	
5500	–
1400	–
6900	DI
0	CO/–

29	
H	757.5
–	–
As	–
–	–
E1	
5500	–
1400	–
6900	ICA
+100	CO/–
E2	
5550	–
1750	–
7300	DCA
–150	CO/–

31	
H	802.5
–	–
–	–
–	–
E1	
6000	–
1600	–
7600	A
–200	CO/–
E2	
5500	–
1400	–
6900	DI
0	CO/–
E3	
5850	–
1350	–
7200	A
+200	CO/–

35	
H	845
–	–
As	–
–	–
E1	
5500	–
1400	–
6900	DCA
–100	CO/–
E2	
5550	–
1750	–
7300	ICA
+150	CO/–

20	
SECP6	669.5
–	–
As	–
–	–

23	
SECP6	705.5
–	–
–	–
–	–
E1	
5500	–
1400	–
6900	DD
–200	CO/–

27	
SECP6	746
–	–
–	–
–	–
E1	
5500	–
1400	–
6900	DI
+200	CO/–

30	
SECP6	791
–	–
–	–
–	–
E1	
5500	–
1400	–
6900	DD
–200	CO/–

33	
SECP6	836
–	–
–	–
–	–
E1	
5500	–
1400	–
6900	DD
–200	CO/–

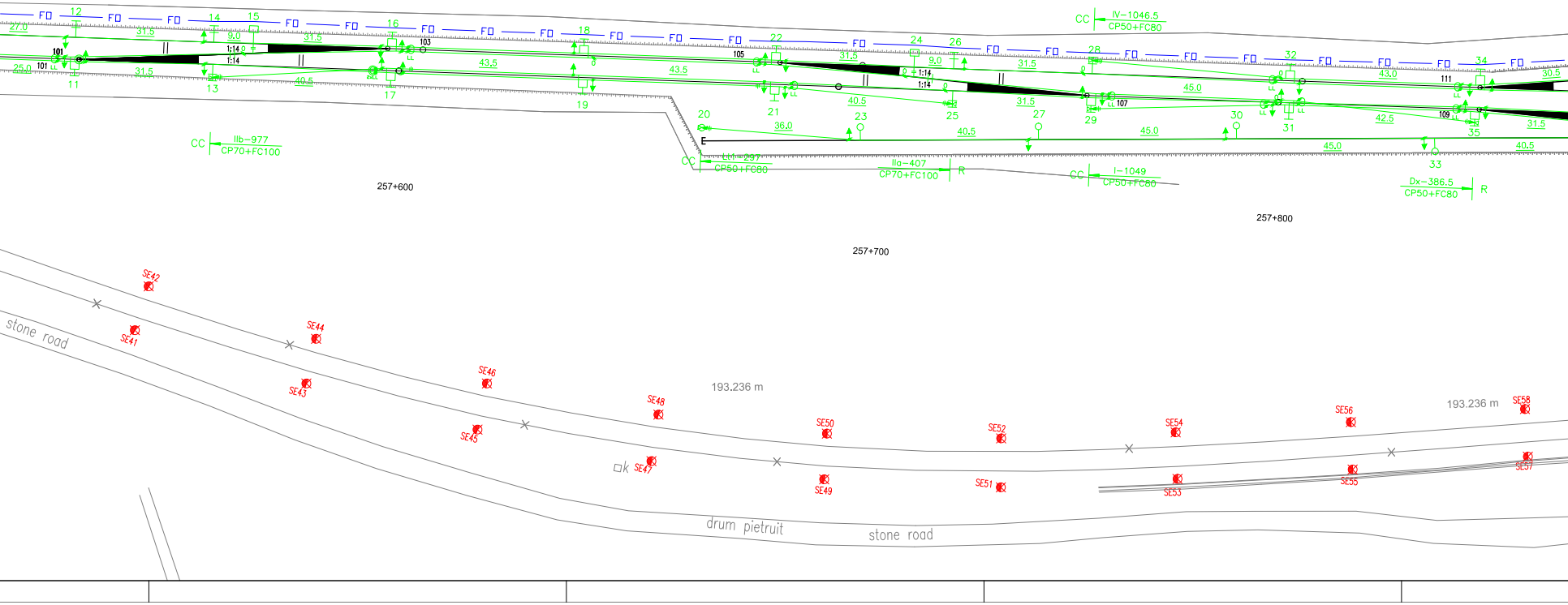
FO
27.0
25.0
101
1:14
103
105
107
109
111
31.5
9.0
43.5
40.5
36.0
45.0
42.5
30.5
40.5
LL
2xLL
CC IV–1046.5 CP50+FC80
CC IIb–977 CP70+FC100
CC LLI–297 CP50+FC80
IIa–407 CP70+FC100 R
CC I–1049 CP50+FC80
Dx–386.5 CP50+FC80 R
E
257+600
257+700
257+800
193.236 m
193.236 m
stone road
drum pietruit
stone road
□k
SE41
SE42
SE43
SE44
SE45
SE46
SE47
SE48
SE49
SE50
SE51
SE52
SE53
SE54
SE55
SE56
SE57
SE58

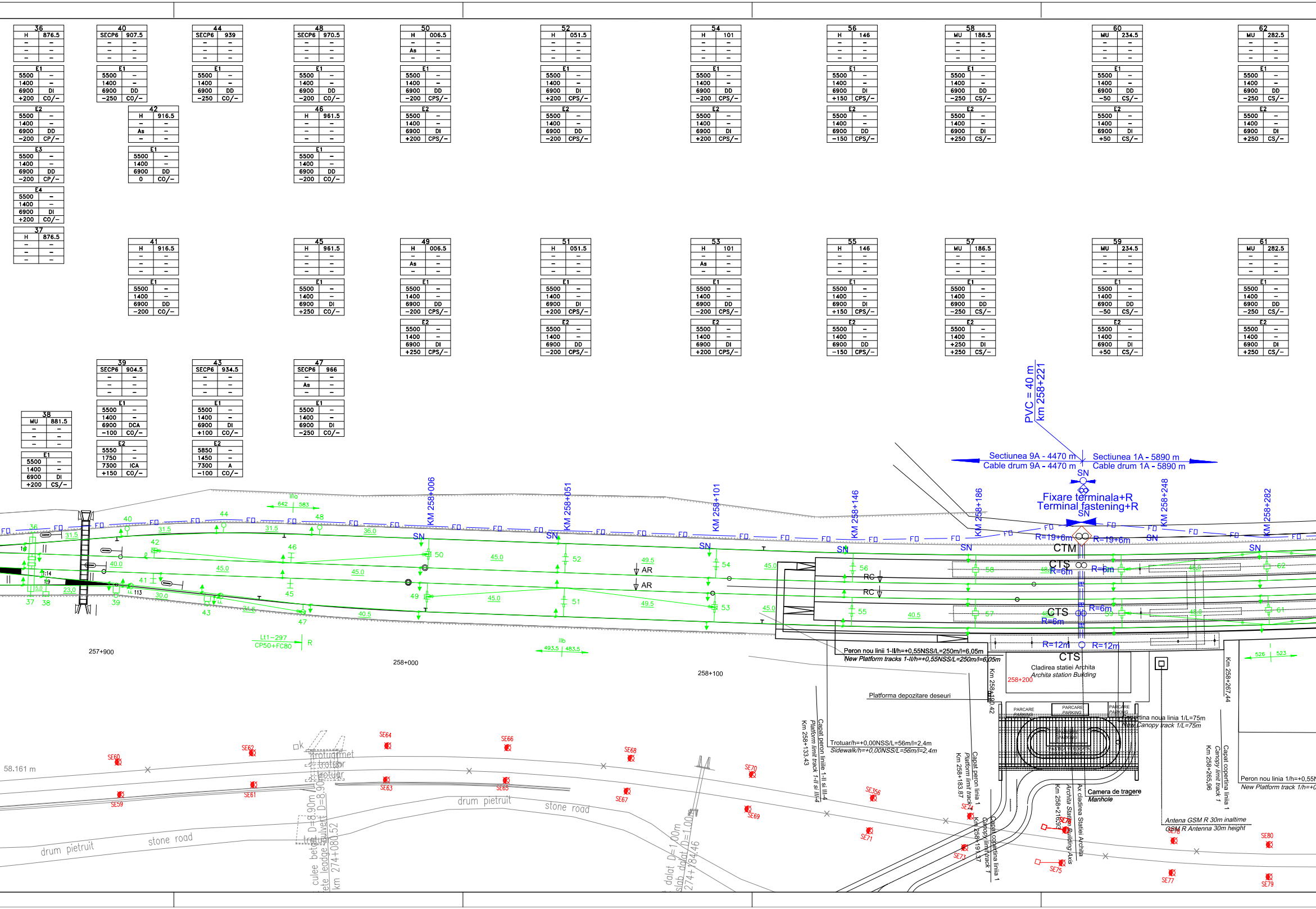

36 H 876.5
E1 5500 1400 6900 DI +200 CO/–
E2 5500 1400 6900 DD –200 CP/–
E3 5500 1400 6900 DD –200 CP/–
E4 5500 1400 6900 DI +200 CO/–
37 H 876.5
38 MU 881.5
E1 5500 1400 6900 DI +200 CS/–
40 SECP6 907.5
E1 5500 1400 6900 DD –250 CO/–
39 SECP6 904.5
E1 5500 1400 6900 DCA –100 CO/–
E2 5550 1750 7300 ICA +150 CO/–
42 H 916.5
E1 5500 1400 6900 DD 0 CO/–
41 H 916.5
E1 5500 1400 6900 DD –200 CO/–
44 SECP6 939
E1 5500 1400 6900 DD –250 CO/–
43 SECP6 934.5
E1 5500 1400 6900 DI +100 CO/–
E2 5850 1450 7300 A –100 CO/–
48 SECP6 970.5
E1 5500 1400 6900 DD –200 CO/–
46 H 961.5
E1 5500 1400 6900 DD –200 CO/–
45 H 961.5
E1 5500 1400 6900 DI +250 CO/–
47 SECP6 966
E1 5500 1400 6900 DI –250 CO/–
50 H 006.5
E1 5500 1400 6900 DD –200 CPS/–
E2 5500 1400 6900 DI +200 CPS/–
49 H 006.5
E1 5500 1400 6900 DD –200 CPS/–
E2 5500 1400 6900 DI +250 CPS/–
52 H 051.5
E1 5500 1400 6900 DI +200 CPS/–
E2 5500 1400 6900 DD –200 CPS/–
51 H 051.5
E1 5500 1400 6900 DI +200 CPS/–
E2 5500 1400 6900 DD –200 CPS/–
54 H 101
E1 5500 1400 6900 DD –200 CPS/–
E2 5500 1400 6900 DI +200 CPS/–
53 H 101
E1 5500 1400 6900 DD –200 CPS/–
E2 5500 1400 6900 DI +200 CPS/–
56 H 146
E1 5500 1400 6900 DI +150 CPS/–
E2 5500 1400 6900 DD –150 CPS/–
55 H 146
E1 5500 1400 6900 DI +150 CPS/–
E2 5500 1400 6900 DD –150 CPS/–
58 MU 186.5
E1 5500 1400 6900 DD –250 CS/–
E2 5500 1400 6900 DI +250 CS/–
57 MU 186.5
E1 5500 1400 6900 DD –250 CS/–
E2 5500 1400 +250 DI +250 CS/–
60 MU 234.5
E1 5500 1400 6900 DD –50 CS/–
E2 5500 1400 6900 DI +50 CS/–
59 MU 234.5
E1 5500 1400 6900 DD –50 CS/–
E2 5500 1400 6900 DI +50 CS/–
62 MU 282.5
E1 5500 1400 6900 DD –250 CS/–
E2 5500 1400 6900 DI +250 CS/–
61 MU 282.5
E1 5500 1400 6900 DD –250 CS/–
E2 5500 1400 6900 DI +250 CS/–
PVC = 40 m
km 258+221
Sectiunea 9A - 4470 m
Cable drum 9A - 4470 m
Sectiunea 1A - 5890 m
Cable drum 1A - 5890 m
Fixare terminala+R
Terminal fastening+R
KM 258+006
KM 258+051
KM 258+101
KM 258+146
KM 258+186
KM 258+248
KM 258+282
SN
FO
CTM
CTS
R=19+6m
R=6m
R=12m
AR
RC
Lt1–297
CP50+FC80
257+900
258+000
258+100
258+200
Peron nou linii 1-II/h=+0,55NSS/L=250m/l=6,05m
New Platform tracks 1-II/h=+0,55NSS/L=250m/l=6,05m
Cladirea statiei Archita
Archita station Building
Platforma depozitare deseuri
Km 258+190.42
Copertina noua linia 1/L=75m
New Canopy track 1/L=75m
Km 258+267,44
Capat peron liniile 1-II si III-4
Platform limit track 1-II si III-4
Km 258+133.43
Trotuar/h=+0,00NSS/L=56m/l=2,4m
Sidewalk/h=+0,00NSS/L=56m/l=2,4m
Capat peron linia 1
Platform limit track 1
Km 258+183.87
Km 258+219.37
Capat copertina linia 1
Canopy limit track 1
Km 258+216.97
Ax cladirea Statiei Archita
Archita Station Building Axis
Camera de tragere
Manhole
PARCARE
PARKING
Capat copertina linia 1
Canopy limit track 1
Km 258+265,96
Peron nou linia 1/h=+0,55N
New Platform track 1/h=+0
Antena GSM R 30m inaltime
GSM R Antenna 30m height
58.161 m
trotuar
drum pietruit
stone road
culee beton
km 274+080.52
km 274+784.46
SE59
SE60
SE61
SE62
SE63
SE64
SE65
SE66
SE67
SE68
SE69
SE70
SE71
SE356
SE73
SE74
SE75
SE77
SE79
SE80

64	
MU	330.5
–	–
–	–
–	–

E1	
5500	–
1400	–
6900	DD
–50	CS/–

E2	
5500	–
1400	–
6900	DI
+50	CS/–

66	
H	368
–	–
–	–
–	–

E1	
5500	–
1400	–
6900	DD
–250	CPS/–

E2	
5500	–
1400	–
6900	DI
+250	CPS/–

68	
H	408.5
–	–
As	–
–	–

E1	
5500	–
1400	–
6900	DI
+200	CPS/–

E2	
5500	–
1400	–
6900	DD
–200	CPS/–

72	
SECP6	453.5
–	–
–	–
–	–

E1	
5500	–
1400	–
6900	DD
–200	CO/–

71	
H	453.5
–	–
–	–
–	–

E1	
5850	–
1450	–
7300	A
0	CO/–

E2	
5500	–
1400	–
6900	DI
+200	CO/–

76	
SECP6	498.5
–	–
–	–
–	–

E1	
5500	–
1400	–
6900	DD
0	CO/–

75	
H	498.5
–	–
–	–
–	–

E1	
5500	–
1400	–
6900	DD
–200	CO/–

E2	
5850	–
1450	–
7300	A
0	CO/–

78	
H	543.5
–	–
As	–
–	–

E1	
5500	–
1400	–
6900	DI
+250	CPS/–

E2	
5500	–
1400	–
6900	DI
+200	CPS/–

80	
H	586
–	–
–	–
–	–

E1	
5500	–
1400	–
6900	DI
+250	CPS/–

E2	
5500	–
1400	–
6900	DD
–200	CPS/–

82	
H	615.5
–	–
–	–
–	–

E1	
5500	–
1400	–
6900	DI
+150	CPS/–

E2	
5500	–
1400	–
6900	DI
–200	CPS/–

84	
H	647
–	–
–	–
–	–

E1	
5500	–
1400	–
6900	DI
0	CO/–

E2	
5500	–
1400	–
6900	DD
–200	CO/–

86	
H	683
–	–
–	–
–	–

E1	
5500	–
1400	–
6900	DI
–200	CO/–

E2	
5500	–
1400	–
6900	DD
–200	CP/–

E3	
5500	–
1400	–
6900	DD
–200	CP/–

E4	
5500	–
1400	–
6900	DI
+200	CO/–

85	
H	683
–	–
–	–
–	–

63	
MU	330.5
–	–
–	–
–	–

E1	
5500	–
1400	–
6900	DD
–50	CS/–

E2	
5500	–
1400	–
6900	DI
+50	CS/–

65	
H	368
–	–
–	–
–	–

E1	
5500	–
1400	–
6900	DD
–250	CPS/–

E2	
5500	–
1400	–
6900	DI
+250	CPS/–

67	
H	408.5
–	–
As	–
–	–

E1	
5500	–
1400	–
6900	DI
+200	CPS/–

E2	
5500	–
1400	–
6900	DD
–200	CPS/–

70	
H	453.5
–	–
–	–
–	–

E1	
5850	–
1450	–
7300	A
0	CO/–

E2	
5500	–
1400	–
6900	DD
–200	CO/–

69	
SECP6	453.5
–	–
–	–
–	–

E1	
5500	–
1400	–
6900	DI
+200	CO/–

74	
H	498.5
–	–
–	–
–	–

E1	
5500	–
1400	–
6900	DI
+200	CO/–

E2	
5850	–
1450	–
7300	A
0	CO/–

73	
SECP6	498.5
–	–
–	–
–	–

E1	
5500	–
1400	–
6900	DD
–200	CO/–

77	
H	534.5
–	–
As	–
–	–

E1	
5500	–
1400	–
6900	DD
–200	CO/–

77A	
SECP6	534.5
–	–
–	–
–	–

E1	
5500	–
1400	–
6900	DI
+200	CO/–

79	
H	579.5
–	–
–	–
–	–

E1	
5500	–
1400	–
6900	DI
+200	CPS/–

E2	
5500	–
1400	–
6900	DD
–200	CPS/–

81	
H	615.5
–	–
–	–
–	–

E1	
5500	–
1400	–
6900	DD
–200	CPS/–

E2	
5500	–
1400	–
6900	DI
+250	CPS/–

83	
H	647
–	–
–	–
–	–

E1	
5500	–
1400	–
6900	DI
0	CPS/–

E2	
5500	–
1400	–
6900	DI
+250	CPS/–

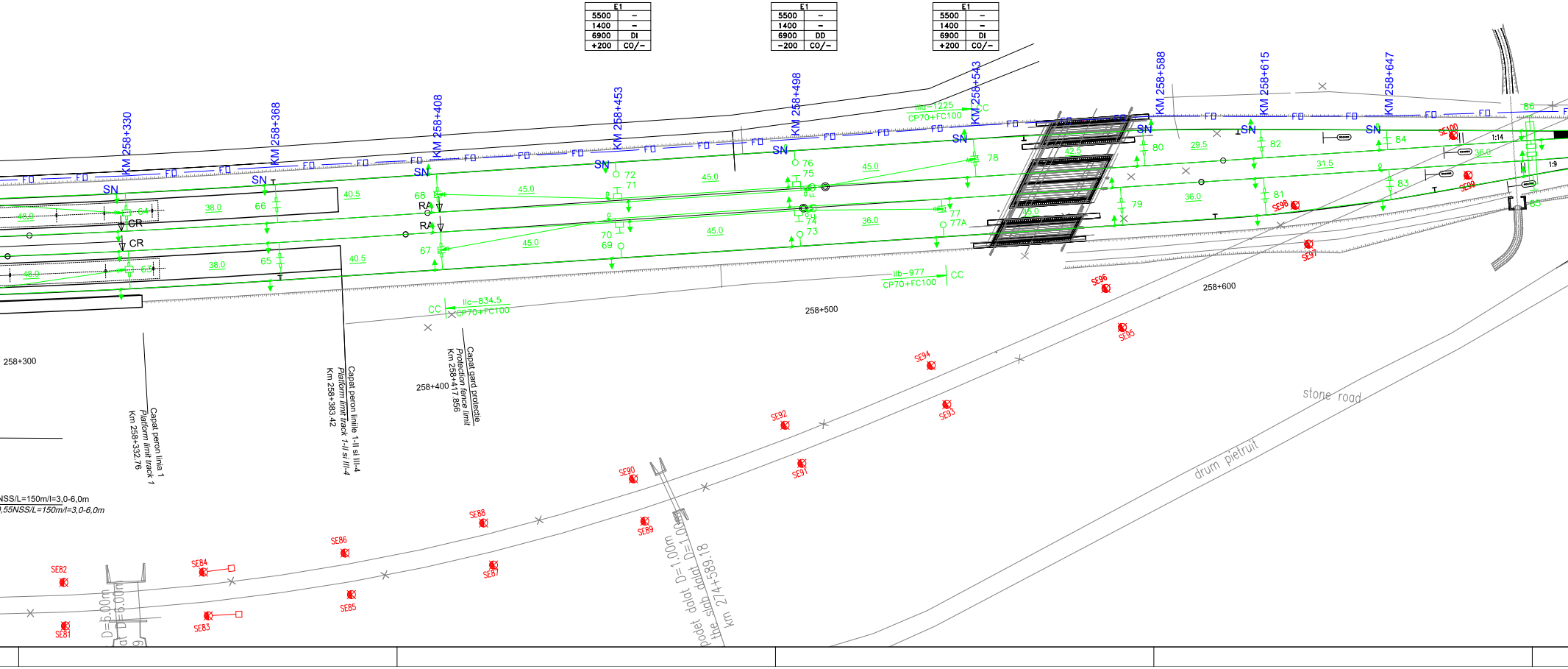
KM 258+330
KM 258+368
KM 258+408
KM 258+453
KM 258+498
KM 258+543
KM 258+588
KM 258+615
KM 258+647
FO
SN
CR
RA
CC
IIIa–1225
CP70+FC100
IIb–977
CP70+FC100
IIc–834.5
CP70+FC100
63
64
65
66
67
68
69
70
71
72
73
74
75
76
77
77A
78
79
80
81
82
83
84
85
86
48.0
38.0
40.5
45.0
42.5
36.0
29.5
31.5
1:14
1:9
258+300
258+400
258+500
258+600
Capat peron linia 1
Platform limit track 1
Km 258+332.76
Capat peron liniile 1-II si III-4
Platform limit track 1-II si III-4
Km 258+383.42
Capat gard protectie
Protection fence limit
Km 258+417.856
NSS/L=150m/l=3,0-6,0m
,55NSS/L=150m/l=3,0-6,0m
SE81
SE82
SE83
SE84
SE85
SE86
SE87
SE88
SE89
SE90
SE91
SE92
SE93
SE94
SE95
SE96
SE97
SE98
SE99
SE100
podet dalat D=1.00m
the slab dalat D=1.00m
km 274+589.18
D=6.00m
stone road
drum pietruit

88	
H	717
–	–
As	–
–	–
E1	
5500	–
1400	–
6900	DCA
–100	CO/–
E2	
5550	–
1750	–
7300	ICA
+150	CO/–

90	
H	759.5
–	–
–	–
–	–
E1	
5850	–
1350	–
7200	A
+200	CO/–
E2	
5500	–
1400	–
6900	DI
0	CO/–
E3	
6000	–
1600	–
7600	A
–200	CO/–

92	
H	804.5
–	–
As	–
–	–
E1	
5550	–
1750	–
7300	DCA
–150	CO/–
E2	
5500	–
1400	–
6900	ICA
+100	CO/–

94	
H	836
–	–
As	–
–	–
E1	
5500	–
1400	–
6900	DI
0	CO/–

96	
H	976.5
–	–
–	–
–	–
E1	
6000	–
1300	–
7300	A
–650	CO/–
E2	
5500	–
1400	–
6900	DD
–150	CO/–

98	
H	920
–	–
–	–
–	–
E1	
5500	–
1300	–
6800	ICM
–250	CO/–
E2	
5500	–
2000	–
7500	ICM
+250	CO/–

100	
H	963.5
–	–
–	–
–	–
E1	
5500	–
1400	–
6900	DI
+150	CO/–
E2	
6000	–
1300	–
7300	A
+650	CO/–

104	
H	004
–	–
As	–
–	–
E1	
5500	–
1400	–
6900	DD
–200	CO/–

106	
H	035.5
–	–
–	–
–	–
E1	
5500	–
1400	–
6900	ICA
+100	CO/–
E2	
5550	–
1750	–
7300	DCA
–150	CO/–

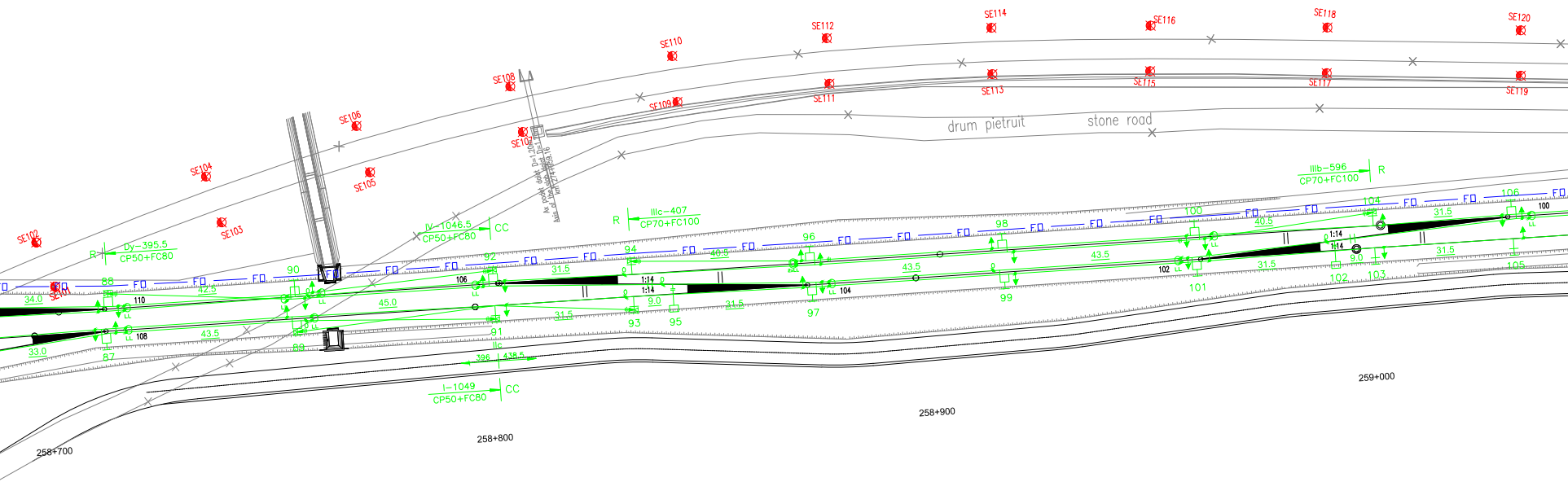
SE102
SE101
SE103
SE104
SE105
SE106
SE107
SE108
SE109
SE110
SE111
SE112
SE113
SE114
SE115
SE116
SE117
SE118
SE119
SE120
Ax podet dalat D=1.20m
Axis of the slab bridge D=1.20m
km 274+959.16
drum pietruit
stone road
R
Dy–395.5
CP50+FC80
IV–1046.5
CP50+FC80
CC
R
IIIc–407
CP70+FC100
IIIb–596
CP70+FC100
R
I–1049
CP50+FC80
CC
IIc
396
438.5
FD
88
90
92
94
96
98
100
104
106
87
89
91
93
95
97
99
101
102
103
105
34.0
33.0
42.5
43.5
45.0
31.5
31.5
40.5
9.0
31.5
43.5
43.5
43.5
40.5
31.5
31.5
31.5
9.0
110
108
106
104
102
100
1:14
1:14
1:14
1:14
LL
258+700
258+800
258+900
259+000

87	
H	716
–	–
–	–
–	–
E1	
5500	–
1400	–
6900	DCA
–100	CO/–
E2	
5550	–
1750	–
7300	ICA
+150	CO/–

89	
H	759.5
–	–
As	–
–	–
E1	
5500	–
1400	–
6900	DI
+200	CO/–
E2	
5850	–
1450	–
7300	A
0	CO/–

91	
H	804.5
–	–
As	–
–	–
E1	
5500	–
1400	–
6900	DD
–200	CO/–

93	
H	836
–	–
As	–
–	–
E1	
5500	–
1400	–
6900	DI
0	CO/–

95	
MU	945
–	–
–	–
–	–
E1	
5550	–
1400	–
6950	DD
0	CS/–

97	
H	976.5
–	–
–	–
–	–
E1	
5500	–
1400	–
6900	ICA
+100	CO/–
E2	
5550	–
1750	–
7300	DCA
–150	CO/–

99	
H	920
–	–
–	–
–	–
E1	
5550	–
1750	–
7300	DCA
0	CO/–
E2	
5500	–
1400	–
6900	DCA
–200	CO/–

101	
H	963.5
–	–
–	–
–	–
E1	
5550	–
1750	–
7300	DCA
–150	CO/–
E2	
5500	–
1400	–
6900	ICA
+100	CO/–

102	
MU	995
–	–
–	–
–	–
E1	
5550	–
1400	–
6950	DD
0	CS/–

103	
H	004
–	–
–	–
–	–
E1	
5500	–
1400	–
6900	DD
–200	CO/–

105	
H	035.5
–	–
–	–
–	–
E1	
5500	–
1400	–
6900	DI
+200	CO/–

108	
H	071.5
–	–
An	–
–	–
E1	
5500	–
1400	–
6900	DI
0	CO/–
E2	
5850	–
1450	–
7300	A
+200	CO/–

110	
H	112
–	–
An	–
–	–
E1	
6000	–
1300	–
7300	A
–650	CO/–
E2	
5500	–
1400	–
6900	DD
–150	CO/–

112	
H	057
–	–
–	–
–	–
E1	
5500	–
1300	–
6800	ICM
–250	CO/–
E2	
5500	–
2000	–
7500	ICM
+250	CO/–

114	
H	202
–	–
–	–
–	–
E1	
5500	–
1400	–
6900	DI
+150	CO/–
E2	
6000	–
1300	–
7300	A
+650	CO/–

116	
H	242.5
–	–
An	–
–	–
E1	
5500	–
1400	–
6900	DD
–200	CO/–

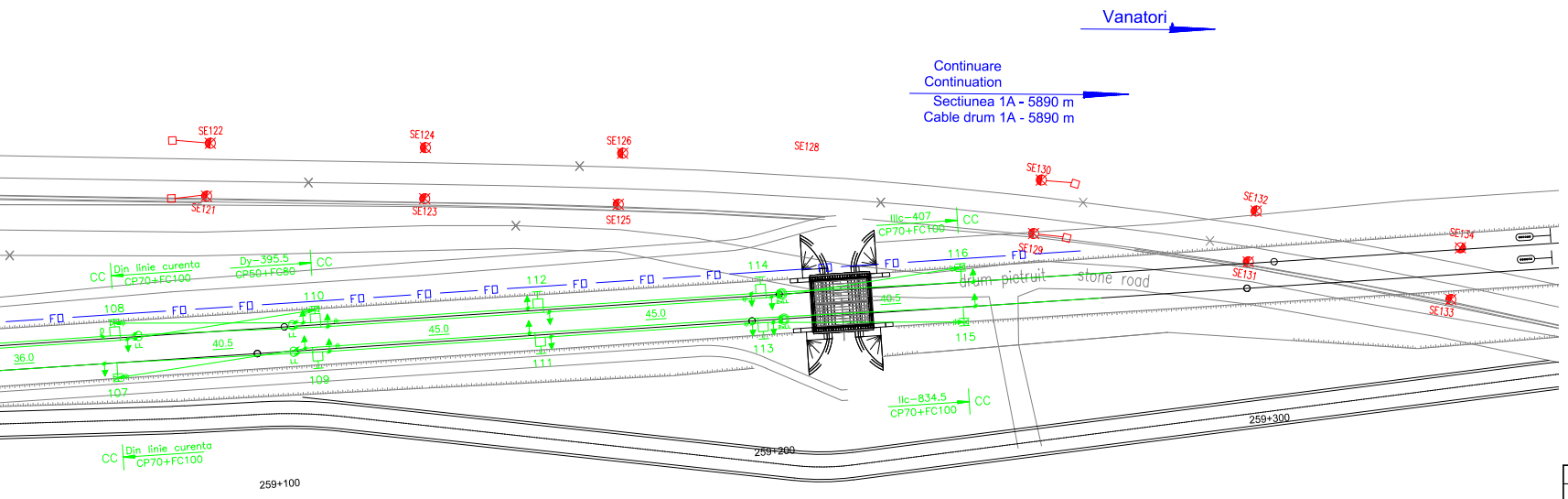
Vanatori
Continuare
Continuation
Sectiunea 1A - 5890 m
Cable drum 1A - 5890 m
SE122
SE124
SE126
SE128
SE130
SE132
SE134
SE121
SE123
SE125
SE129
SE131
SE133
CC
Din linie curenta
CP70+FC100
Dy–395.5
CP50+FC80
CC
IIIc–407
CP70+FC100
CC
FO
108
110
112
114
116
36.0
40.5
45.0
45.0
40.5
107
109
111
113
115
LL
2xLL
drum pietruit
stone road
IIc–834.5
CP70+FC100
CC
CC
Din linie curenta
CP70+FC100
259+100
259+200
259+300

LEGENDA
LEGEND

CTM	◇	Camereta cu rezerva Handhole with cable reserve
CT	▣	Camera de tragere cu mufa de jonctiune Manhole with junction box
CT	⊡	Camera de tragere cu rezerva Manhole with cable reserve
CTS	☐	Camera de tragere speciala pentru subtraversare Special manhhole for undercrossing
	●─○─◀	Fixare mediana Median fastening
	─○◇	Fixare terminala Terminal fastening
	— FO —	Cablu cu fibre optice aerian Aerial optical fiber cable
	— FO —	Cablu cu fibre optice subteran Underground optical fiber cable
	─▭─	Teava PVC Φ 110 mm / canal metalic PVC pipe Φ 110 mm / metallic chanel

107	
H	071.5
–	–
An	–
–	–
E1	
5500	–
1400	–
6900	DD
–200	CO/–

109	
H	112
–	–
–	–
–	–
E1	
6000	–
1300	–
7300	A
+650	CO/–
E2	
5500	–
1400	–
6900	DI
+150	CO/–

111	
H	057
–	–
–	–
–	–
E1	
5500	–
2000	–
7500	DCM
+250	CO/–
E2	
5500	–
1300	–
6800	DCM
–250	CO/–

113	
H	202
–	–
–	–
–	–
E1	
5500	–
1400	–
6900	DD
–150	CO/–
E2	
6000	–
1300	–
7300	A
–650	CO/–

115	
H	242.5
–	–
An	–
–	–
E1	
5500	–
1400	–
6900	DI
+200	CO/–

Indice Index	Data Date	Modificare Modification/Revision	Proiectant Designer	Aprobat Consultant Approved Consultant	Aprobat CFR Approved CFR
D					
C					
B					
A					

GUVERNUL ROMANIEI
ROMANIAN GOVERNMENT

PROIECT FINANȚAT DE UNIUNEA EUROPEANĂ
EUROPEAN UNION FINANCED PROJECT

CLIENT / CLIENT

C.N.C.F. "C.F.R." - S.A.

ITALFERR GRUPPO FERROVIE DELLO STATO
Joint Venture leader

Scott Wilson

OBERMEYER PLANEN + BERATEN GmbH

TECNIC Consulting Engineers

CONSULTANT / CONSULTANT

			Data Date	Semnătură Signature
Aprobat Approved	Şef proiect Project manager	R. Liuzza		
Aprobat Approved	Coordonator Secțiune 1 Section 1 Coordinator	C. Gambelli		
Verificat Checked	Expert Verificator Checking Expert	Pino Amodio		

SUBCONTRACTANT / SUBCONTRACTOR AREX

Aprobat Approved	Responsabil Subcontractant Subcontractor Responsible	A.Stanciu - Dinulescu	01.2012	
Întocmit Elaborated	Proiectant Designer	Gabriela Trifan	01.2012	Trifan

Reabilitarea liniei de cale ferata Bra°ov - Simeria, parte componentă a coridorului IV Pan European, pentru circulaţia trenurilor cu viteza maximă de 160 km/h, **Tronsonul : Braşov - Sighişoara**

Rehabilitation of the railway line Brasov - Simeria, component Part of the IV Pan-European Corridor, for the trains circulation with maximum speed of 160 km/h, **Section : Braşov - Sighişoara**

Proiect/Project
2004/RO/16/P/PA/003

Faza / Phase:
P.Th. / T.D.

Denumire desen / Drawing Title :

Statia - ARCHITA - Station
CABLU CU FIBRE OPTICE (Cablul 1)
Plan de situatie
FIBER OPTIC CABLE (cable 1)
Layout Plan

Codificare / Codification System	Scara / Scale 1:500	LOT / LOT	Nr. / No 01 / 01

EA51 01 E 15 L8 SE 05 7 7 001 1