2	
H	289
–	–
–	–
–	–

E1	
5500	–
1400	–
6900	DI
+200	CO/–

4	
H	334
–	–
–	–
–	–

E1	
5500	–
1400	–
6900	DD
–200	CO/–

6	
H	379
–	–
–	–
–	–

E1	
5500	–
1400	–
6900	DI
+200	CO/–

8	
H	413.5
–	–
–	–
–	–

E1	
5500	–
1400	–
6900	DD
–200	CO/–

10	
H	453.5
–	–
–	–
–	–

E1	
5500	–
1400	–
6900	DI
+200	CO/–

12	
H	498.5
–	–
–	–
–	–

E1	
5500	–
1400	–
6900	DD
–200	CO/–

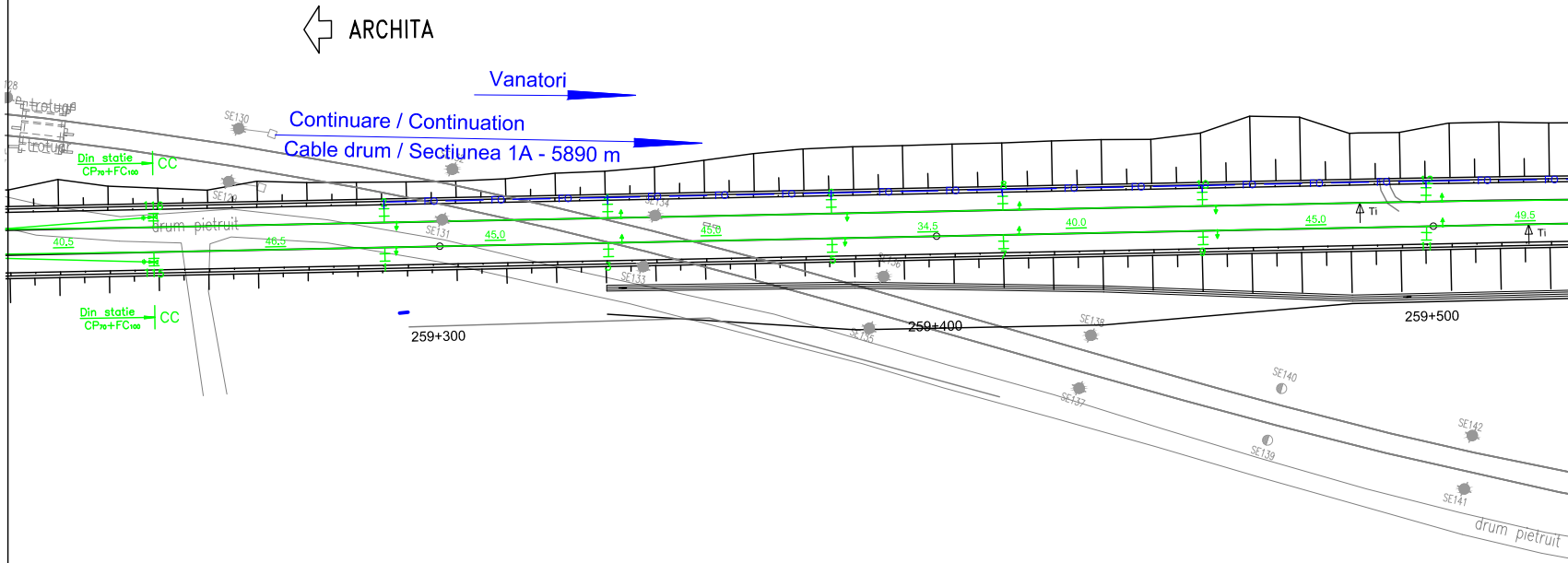
ARCHITA
Vanatori
Continuare / Continuation
Cable drum / Sectiunea 1A - 5890 m
Din statie CP70+FC100
CC
Din statie CP70+FC100
CC
trotuar
drum pietruit
drum pietruit
259+300
259+400
259+500
40.5
46.5
45.0
45.0
34.5
40.0
45.0
49.5
Ti
SE130
SE131
SE133
SE134
SE135
SE137
SE138
SE139
SE140
SE141
SE142

1	
H	289
–	–
–	–
–	–

E1	
5500	–
1400	–
6900	DD
–200	CO/–

3	
H	334
–	–
–	–
–	–

E1	
5500	–
1400	–
6900	DI
+200	CO/–

5	
H	379
–	–
–	–
–	–

E1	
5500	–
1400	–
6900	DD
–200	CO/–

7	
H	413.5
–	–
–	–
–	–

E1	
5500	–
1400	–
6900	DI
+200	CO/–

9	
H	453.5
–	–
–	–
–	–

E1	
5500	–
1400	–
6900	DD
–200	CO/–

11	
H	498.5
–	–
–	–
–	–

E1	
5500	–
1400	–
6900	DI
+200	CO/–

14		16		18		20		22		24		26		28		30	
H	548	H	597.5	H	647	H	692	H	741	H	790.5	H	840	H	889.5	H	934.5
–	–	–	–	–	–	–	–	–	–	–	–	–	–	–	–	–	–
–	–	–	–	An	–	–	–	An	–	–	–	–	–	–	–	–	–
–	–	–	–	–	–	–	–	–	–	–	–	–	–	–	–	–	–
E1		E1		E1		E1		E1		E1		E1		E1		E1	
5500	–	5500	–	5500	–	5500	–	5500	–	5500	–	5500	–	5500	–	5500	–
1400	–	1400	–	1400	–	1400	–	1400	–	1400	–	1400	–	1400	–	1400	–
6900	DI	6900	DD	6900	DI	6900	DD	6900	DI	6900	DD	6900	DI	6900	DD	6900	DI
+200	CO/–	−200	CO/–	+200	CO/–	−200	CO/–	+200	CO/–	−200	CO/–	+200	CO/–	−200	CO/–	+200	CO/–

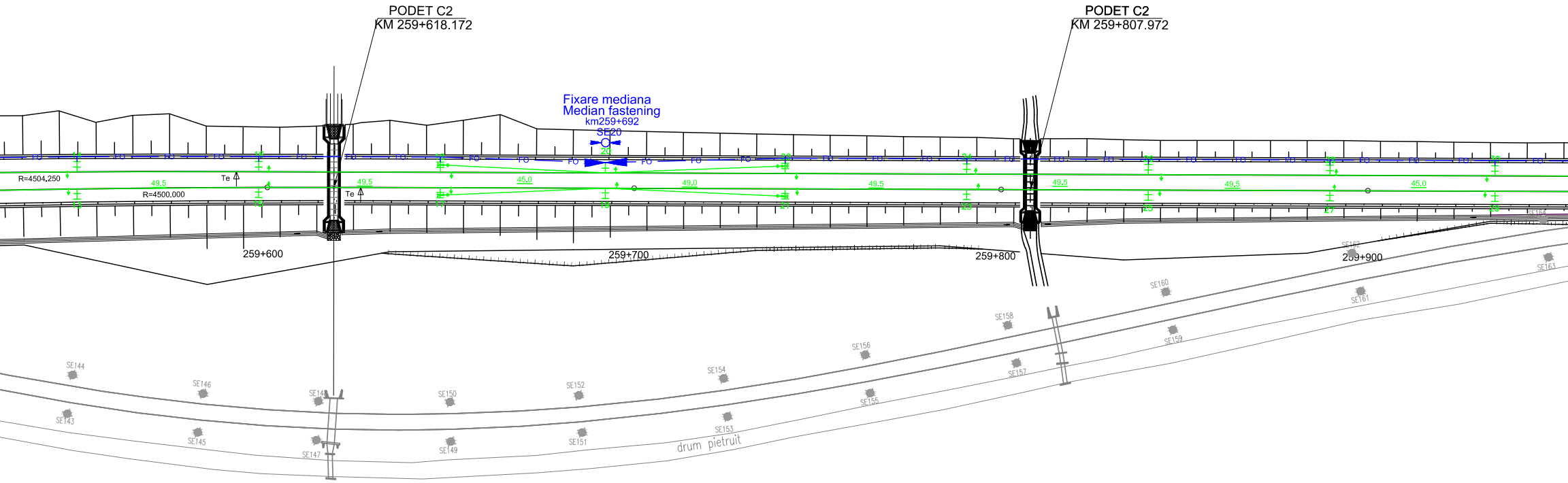
PODET C2
KM 259+618.172
PODET C2
KM 259+807.972
Fixare mediana
Median fastening
km259+692
SE20
20
R=4504.250
R=4500.000
49.5
45.0
49.0
Te
259+600
259+700
259+800
259+900
SE143
SE144
SE145
SE146
SE147
SE149
SE150
SE151
SE152
SE153
SE154
SE155
SE156
SE157
SE158
SE159
SE160
SE161
SE162
SE163
drum pietruit

157.00

FR-01

13		15		17		19		21		23		25		27		29	
H	548	H	597.5	H	647	H	692	H	741	H	790.5	H	840	H	889.5	H	934.5
–	–	–	–	–	–	–	–	–	–	–	–	–	–	–	–	–	–
–	–	–	–	An	–	–	–	An	–	–	–	–	–	–	–	–	–
–	–	–	–	–	–	–	–	–	–	–	–	–	–	–	–	–	–
E1		E1		E1		E1		E1		E1		E1		E1		E1	
5500	–	5500	–	5500	–	5500	–	5500	–	5500	–	5500	–	5500	–	5500	–
1400	–	1400	–	1400	–	1400	–	1400	–	1400	–	1400	–	1400	–	1400	–
6900	DD	6900	DI	6900	DD	6900	DI	6900	DD	6900	DI	6900	DD	6900	DI	6900	DD
−200	CO/–	+200	CO/–	−200	CO/–	+200	CO/–	−200	CO/–	+200	CO/–	−200	CO/–	+200	CO/–	−200	CO/–

32	
H	984
–	–
–	–
–	–

E1	
5500	–
1400	–
6900	DI
0	CO/–

34	
H	033.5
–	–
–	–
–	–

E1	
5500	–
1400	–
6900	DD
–200	CO/–

36	
H	083
–	–
–	–
–	–

E1	
5500	–
1400	–
6900	DI
+200	CO/–

38	
H	132.5
–	–
An	–
–	–

E1	
5500	–
1400	–
6900	DD
–200	CO/–

40	
H	172
–	–
–	–
–	–

E1	
5850	–
1450	–
7300	A
0	CO/–

E2	
5500	–
1400	–
6900	DI
+200	CO/–

42	
H	217
–	–
–	–
–	–

E1	
5500	–
1400	–
6900	DD
–200	CO/–

E2	
5850	–
1450	–
7300	A
0	CO/–

44	
H	266.5
–	–
An	–
–	–

E1	
5500	–
1400	–
6900	DI
+200	CO/–

46	
H	316
–	–
–	–
–	–

E1	
5500	–
1400	–
6900	DD
–200	CO/–

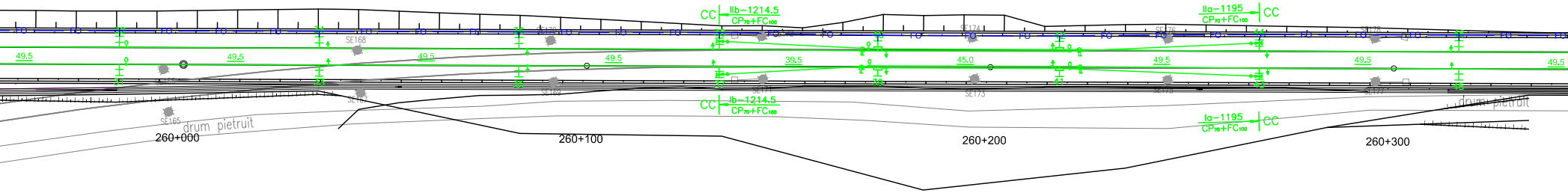
CC
IIb–1214.5
CP70+FC100
IIa–1195
CC
CC
Ib–1214.5
CP70+FC100
Ia–1195
CP70+FC100
CC
FO
SE168
SE174
SE176
SE165
SE171
SE173
49.5
49.5
49.5
49.5
39.5
45.0
49.5
49.5
49.5
drum pietruit
drum pietruit
260+000
260+100
260+200
260+300

39	
H	172
–	–
–	–
–	–

E1	
5850	–
1450	–
7300	A
0	CO/–

E2	
5500	–
1400	–
6900	DD
–200	CO/–

41	
H	217
–	–
–	–
–	–

E1	
5500	–
1400	–
6900	DI
+200	CO/–

E2	
5850	–
1450	–
7300	A
0	CO/–

31	
H	984
–	–
–	–
–	–

E1	
5500	–
1400	–
6900	DI
0	CO/–

33	
H	033.5
–	–
–	–
–	–

E1	
5500	–
1400	–
6900	DI
+200	CO/–

35	
H	083
–	–
–	–
–	–

E1	
5500	–
1400	–
6900	DD
–200	CO/–

37	
H	132.5
–	–
An	–
–	–

E1	
5500	–
1400	–
6900	DI
+200	CO/–

43	
H	266.5
–	–
An	–
–	–

E1	
5500	–
1400	–
6900	DD
–200	CO/–

45	
H	316
–	–
–	–
–	–

E1	
5500	–
1400	–
6900	DI
+200	CO/–

48	
H	365.5
–	–
–	–
–	–
E1	
5500	–
1400	–
6900	DI
+200	CO/–

50	
H	415
–	–
–	–
–	–
E1	
5500	–
1400	–
6900	DD
–200	CO/–

52	
H	460
–	–
–	–
–	–
E1	
5500	–
1400	–
6900	DI
+200	CO/–

54	
H	509.5
–	–
–	–
–	–
E1	
5500	–
1400	–
6900	DD
–200	CPS/–

56	
H	559
–	–
–	–
–	–
E1	
5500	–
1400	–
6900	DI
+200	CPS/–

58	
H	608.8
–	–
–	–
–	–
E1	
5500	–
1400	–
6900	DD
–200	CPS/–

60	
H	658
–	–
–	–
–	–
E1	
5500	–
1400	–
6900	DI
+200	CPS/–

62	
H	703
–	–
An	–
–	–
E1	
5500	–
1400	–
6900	DD
–200	CO/–

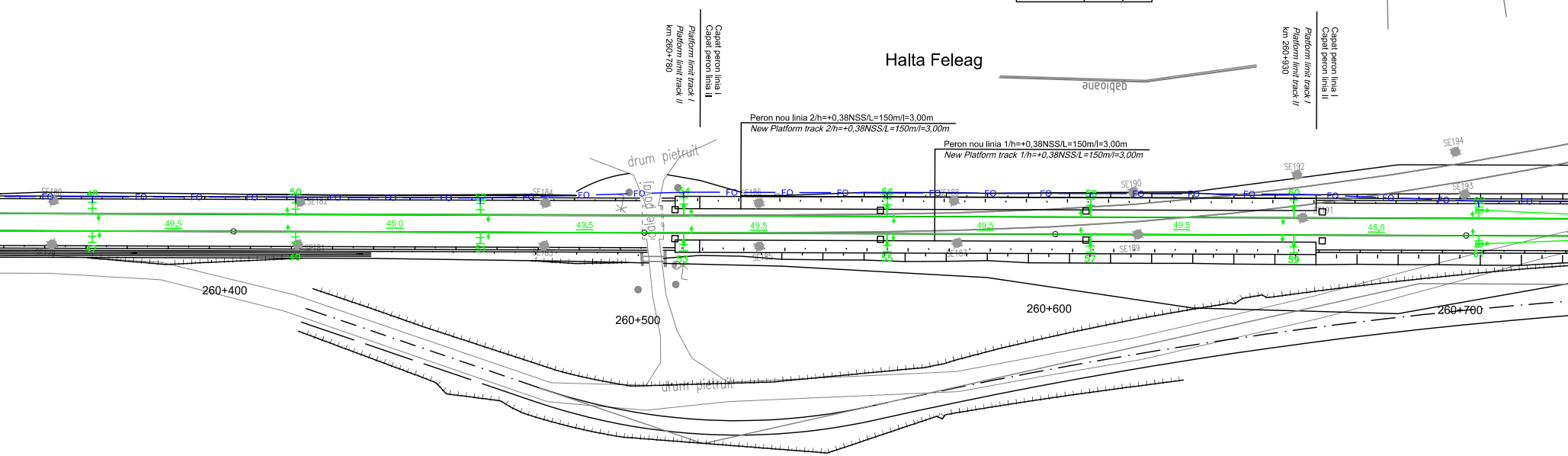
Ax pasaj la nive
km 276+6
Capat peron linia I
Capat peron linia II
Platform limit track I
Platform limit track II
km 260+780
Halta Feleag
gabioane
Capat peron linia I
Capat peron linia II
Platform limit track I
Platform limit track II
km 260+930
Peron nou linia 2/h=+0,38NSS/L=150m/l=3,00m
New Platform track 2/h=+0,38NSS/L=150m/l=3,00m
Peron nou linia 1/h=+0,38NSS/L=150m/l=3,00m
New Platform track 1/h=+0,38NSS/L=150m/l=3,00m
drum pietruit
vale pasaj
SE180
SE182
SE184
SE186
SE188
SE190
SE192
SE194
SE181
SE183
SE185
SE187
SE189
SE191
SE193
FO
48
50
52
54
56
58
60
47
49
51
53
55
57
59
61
49.5
45.0
49.5
49.5
49.5
49.5
45.0
260+400
260+500
260+600
260+700
drum pietruit

47	
H	365.5
–	–
–	–
–	–
E1	
5500	–
1400	–
6900	DD
–200	CO/–

49	
H	415
–	–
–	–
–	–
E1	
5500	–
1400	–
6900	DI
+200	CO/–

51	
H	460
–	–
–	–
–	–
E1	
5500	–
1400	–
6900	DD
–200	CO/–

53	
H	509.9
–	–
–	–
–	–
E1	
5500	–
1400	–
6900	DI
+200	CPS/–

55	
H	559
–	–
–	–
–	–
E1	
5500	–
1400	–
6900	DD
–200	CPS/–

57	
H	608.5
–	–
–	–
–	–
E1	
5500	–
1400	–
6900	DI
+200	CPS/–

59	
H	658
–	–
–	–
–	–
E1	
5500	–
1400	–
6900	DD
–200	CPS/–

61	
H	703
–	–
An	–
–	–
E1	
5500	–
1400	–
6900	DI
+200	CO/–

64	
H	752.5
–	–
–	–
–	–
E1	
5500	–
1400	–
6900	DI
+200	CO/–

66	
H	802
–	–
An	–
–	–
E1	
5500	–
1400	–
6900	DD
–200	CO/–

68	
H	851.5
–	–
–	–
–	–
E1	
5500	–
1400	–
6900	DI
+200	CO/–

70	
H	901
–	–
–	–
–	–
E1	
5500	–
1400	–
6900	DD
–200	CO/–

72	
H	946
–	–
–	–
–	–
E1	
5500	–
1400	–
6900	DI
+200	CO/–

74	
H	991
–	–
–	–
–	–
E1	
5500	–
1400	–
6900	DD
–200	CO/–

76	
H	040.5
–	–
–	–
–	–
E1	
5500	–
1400	–
6900	DI
+200	CO/–

78	
H	090
–	–
–	–
–	–
E1	
5500	–
1400	–
6900	DD
–200	CO/–

80	
H	139.5
–	–
–	–
–	–
E1	
5500	–
1400	–
6900	DI
0	CO/–

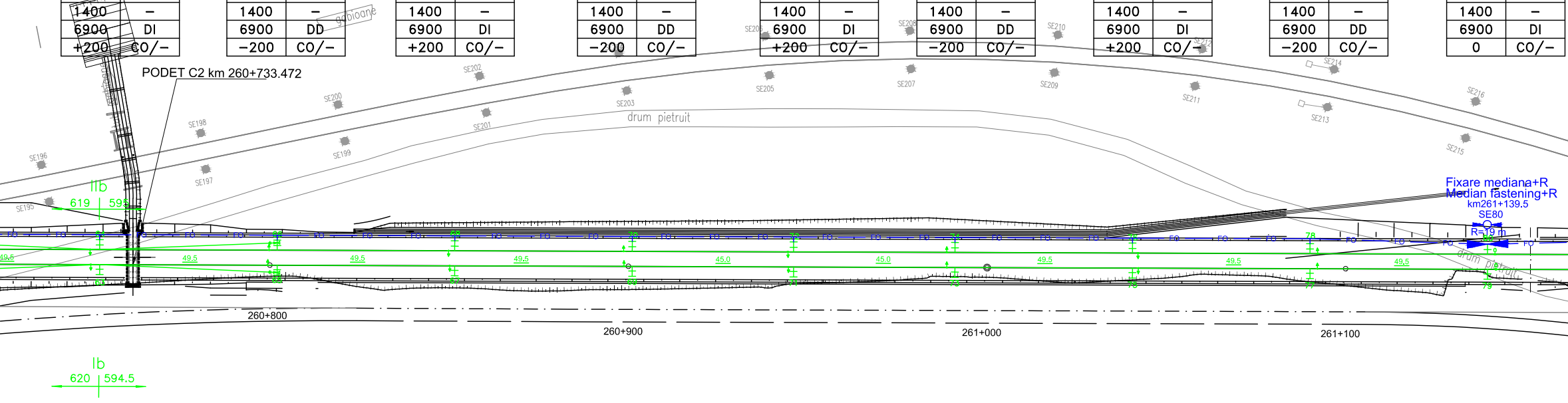
PODET C2 km 260+733.472
gabioane
drum pietruit
drum pietruit
Fixare mediana+R
Median fastening+R
km261+139.5
SE80
R=19 m
IIb
619
594.5
Ib
620
594.5
260+800
260+900
261+000
261+100
SE195
SE196
SE197
SE198
SE199
SE200
SE201
SE202
SE203
SE205
SE206
SE207
SE208
SE209
SE210
SE211
SE212
SE213
SE214
SE215
SE216
49.5
45.0
FO

63	
H	752.5
–	–
–	–
–	–
E1	
5500	–
1400	–
6900	DD
–200	CO/–

65	
H	802
–	–
An	–
–	–
E1	
5500	–
1400	–
6900	DI
+200	CO/–

67	
H	851.5
–	–
–	–
–	–
E1	
5500	–
1400	–
6900	DD
–200	CO/–

69	
H	901
–	–
–	–
–	–
E1	
5500	–
1400	–
6900	DI
+200	CO/–

71	
H	946
–	–
–	–
–	–
E1	
5500	–
1400	–
6900	DD
–200	CO/–

73	
H	991
–	–
–	–
–	–
E1	
5500	–
1400	–
6900	DI
+200	CO/–

75	
H	040.5
–	–
–	–
–	–
E1	
5500	–
1400	–
6900	DD
–200	CO/–

77	
H	090
–	–
–	–
–	–
E1	
5500	–
1400	–
6900	DI
+200	CO/–

79	
H	139.5
–	–
–	–
–	–
E1	
5500	–
1400	–
6900	DI
0	CO/–

82	
H	189
–	–
–	–
–	–
E1	
5500	–
1400	–
6900	DI
+200	CO/–

84	
H	234
–	–
An	–
–	–
E1	
5500	–
1400	–
6900	DD
–200	CO/–

86	
H	274.5
–	–
–	–
–	–
E1	
5850	–
1450	–
7300	A
0	CO/–
E2	
5500	–
1400	–
6900	DI
+200	CO/–

88	
H	306.5
–	–
–	–
–	–
E1	
5500	–
1400	–
6900	DD
–200	CO/–
E2	
5850	–
1450	–
7300	A
0	CO/–

90	
H	347
–	–
An	–
–	–
E1	
5500	–
1400	–
6900	DI
+200	CO/–

92	
H	392
–	–
–	–
–	–
E1	
5500	–
1400	–
6900	DD
–200	CO/–

94	
H	446
–	–
–	–
–	–
E1	
5500	–
1400	–
6900	DI
+200	CO/–

96	
H	491
–	–
–	–
–	–
E1	
5500	–
1400	–
6900	DD
–200	CO/–

98	
H	540.5
–	–
–	–
–	–
E1	
5500	–
1400	–
6900	DI
+200	CO/–

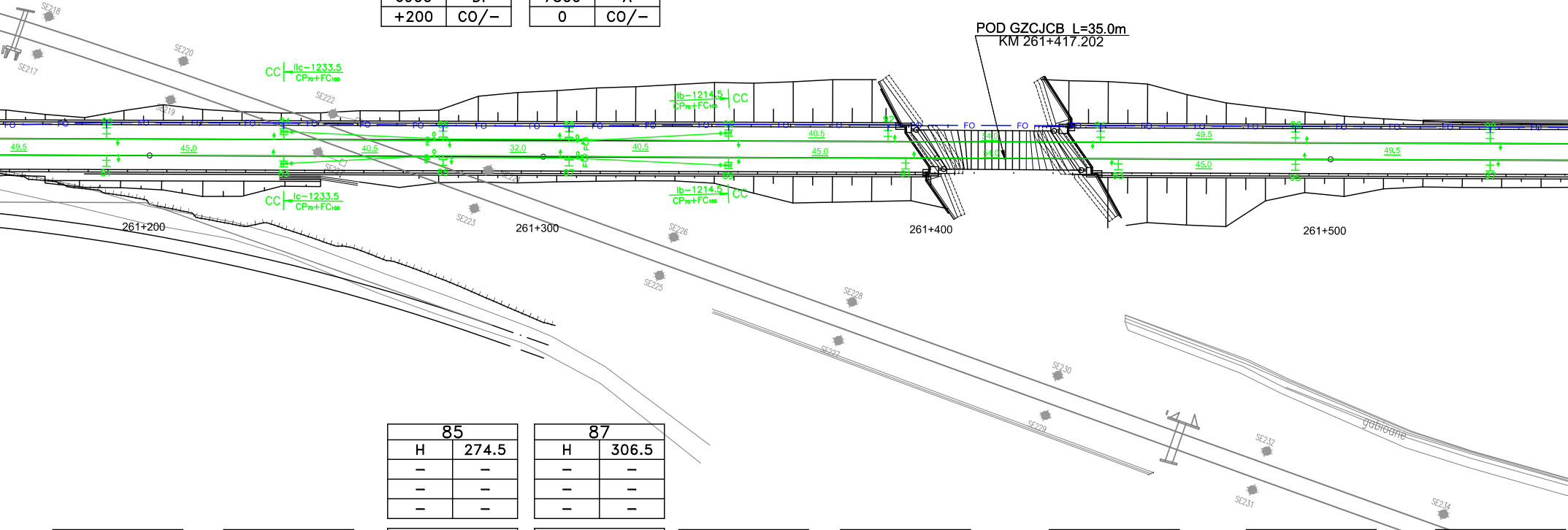
POD GZCJCB L=35.0m
KM 261+417.202
CC IIc–1233.5 CP70+FC100
CC IIc–1233.5 CP70+FC100
Ib–1214.5 CP70+FC100 CC
Ib–1214.5 CP70+FC100 CC
FO
49.5
45.0
40.5
32.0
261+200
261+300
261+400
261+500
SE217
SE218
SE219
SE220
SE222
SE223
SE225
SE226
SE227
SE228
SE229
SE230
SE231
SE232
SE233
SE234
gabioane

81	
H	189
–	–
–	–
–	–
E1	
5500	–
1400	–
6900	DD
–200	CO/–

83	
H	234
–	–
An	–
–	–
E1	
5500	–
1400	–
6900	DI
+200	CO/–

85	
H	274.5
–	–
–	–
–	–
E1	
5850	–
1450	–
7300	A
0	CO/–
E2	
5500	–
1400	–
6900	DD
–200	CO/–

87	
H	306.5
–	–
–	–
–	–
E1	
5500	–
1400	–
6900	DI
+200	CO/–
E2	
5850	–
1450	–
7300	A
0	CO/–

89	
H	347
–	–
An	–
–	–
E1	
5500	–
1400	–
6900	DD
–200	CO/–

91	
H	392
–	–
–	–
–	–
E1	
5500	–
1400	–
6900	DI
+200	CO/–

93	
H	446
–	–
–	–
–	–
E1	
5500	–
1400	–
6900	DD
–200	CO/–

95	
H	491
–	–
–	–
–	–
E1	
5500	–
1400	–
6900	DI
+200	CO/–

97	
H	540.5
–	–
–	–
–	–
E1	
5500	–
1400	–
6900	DD
–200	CO/–

100		102		104		106		108		110		112		114	
H	590	H	639.5	H	689	H	734	H	783.5	H	833	H	882.5	H	932
–	–	–	–	–	–	–	–	–	–	–	–	–	–	–	–
–	–	–	–	–	–	–	–	An	–	–	–	An	–	–	–
–	–	–	–	–	–	–	–	–	–	–	–	–	–	–	–

E1		E1		E1		E1		E1		E1		E1		E1	
5500	–	5500	–	5500	–	5500	–	5500	–	5500	–	5500	–	5500	–
1400	–	1400	–	1400	–	1400	–	1400	–	1400	–	1400	–	1400	–
6900	DD	6900	DI	6900	DD	6900	DI	6900	DD	6900	DI	6900	DD	6900	DI
–200	CO/–	+200	CO/–	–200	CO/–	+200	CO/–	–200	CO/–	+200	CO/–	–200	CO/–	+200	CO/–

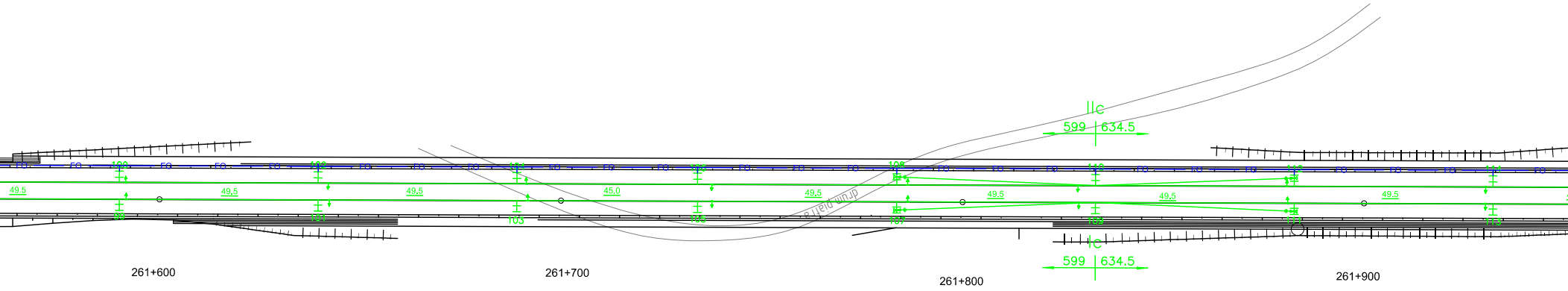
IIc
599 | 634.5
49.5
49.5
49.6
45.0
49.5
49.5
49.5
49.5
drum pietruit
IIc
599 | 634.5
261+600
261+700
261+800
261+900

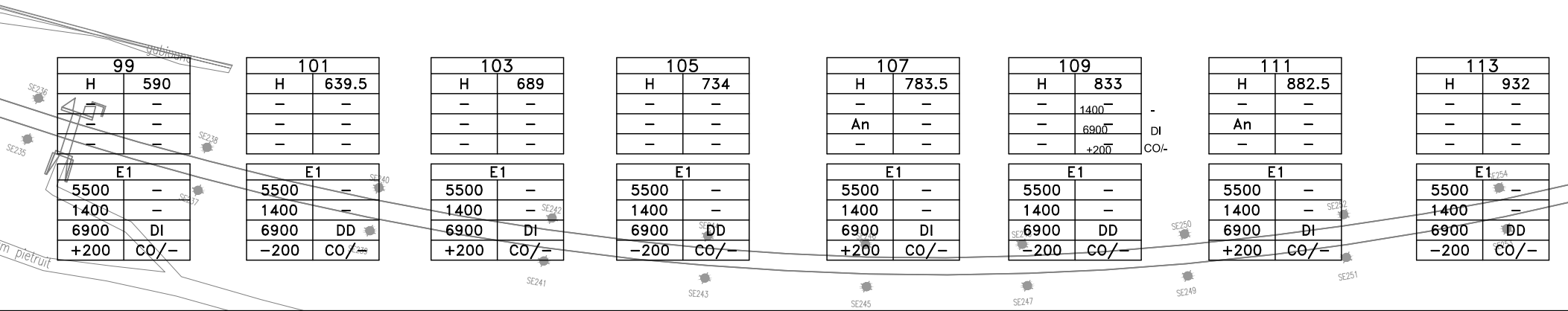
gabioane
SE236
SE235
SE238
SE237
SE240
SE239
SE242
SE241
SE244
SE243
SE245
SE247
SE250
SE249
SE252
SE251
SE254
SE253
m pietruit

99		101		103		105		107		109		111		113	
H	590	H	639.5	H	689	H	734	H	783.5	H	833	H	882.5	H	932
–	–	–	–	–	–	–	–	–	–	–	1400 –	–	–	–	–
–	–	–	–	–	–	–	–	An	–	–	6900 –	An	–	–	–
–	–	–	–	–	–	–	–	–	–	–	+200 –	–	–	–	–

-
DI
CO/-

E1		E1		E1		E1		E1		E1		E1		E1	
5500	–	5500	–	5500	–	5500	–	5500	–	5500	–	5500	–	5500	–
1400	–	1400	–	1400	–	1400	–	1400	–	1400	–	1400	–	1400	–
6900	DI	6900	DD	6900	DI	6900	DD	6900	DI	6900	DD	6900	DI	6900	DD
+200	CO/–	–200	CO/–	+200	CO/–	–200	CO/–	+200	CO/–	–200	CO/–	+200	CO/–	–200	CO/–

116	
H	981.5
–	–
–	–
–	–

E1	
5500	–
1400	–
6900	DD
–200	CO/–

118	
H	035.5
–	–
–	–
–	–

E1	
5500	–
1400	–
6900	DI
+200	CO/–

120	
H	076
–	–
–	–
–	–

E1	
5500	–
1400	–
6900	DD
–200	CO/–

122	
H	125.5
–	–
–	–
–	–

E1	
5500	–
1400	–
6900	DI
+200	CO/–

124	
H	175
–	–
–	–
–	–

E1	
5500	–
1400	–
6900	DD
–200	CO/–

126	
H	224.5
–	–
–	–
–	–

E1	
5500	–
1400	–
6900	DI
+200	CO/–

128	
H	269.5
–	–
An	–
–	–

E1	
5500	–
1400	–
6900	DD
–200	CO/–

130	
H	319
–	–
–	–
–	–

E1	
6000	–
1300	–
7300	A
–350	CO/–

E2	
5500	–
1400	–
6900	DD
–150	CO/–

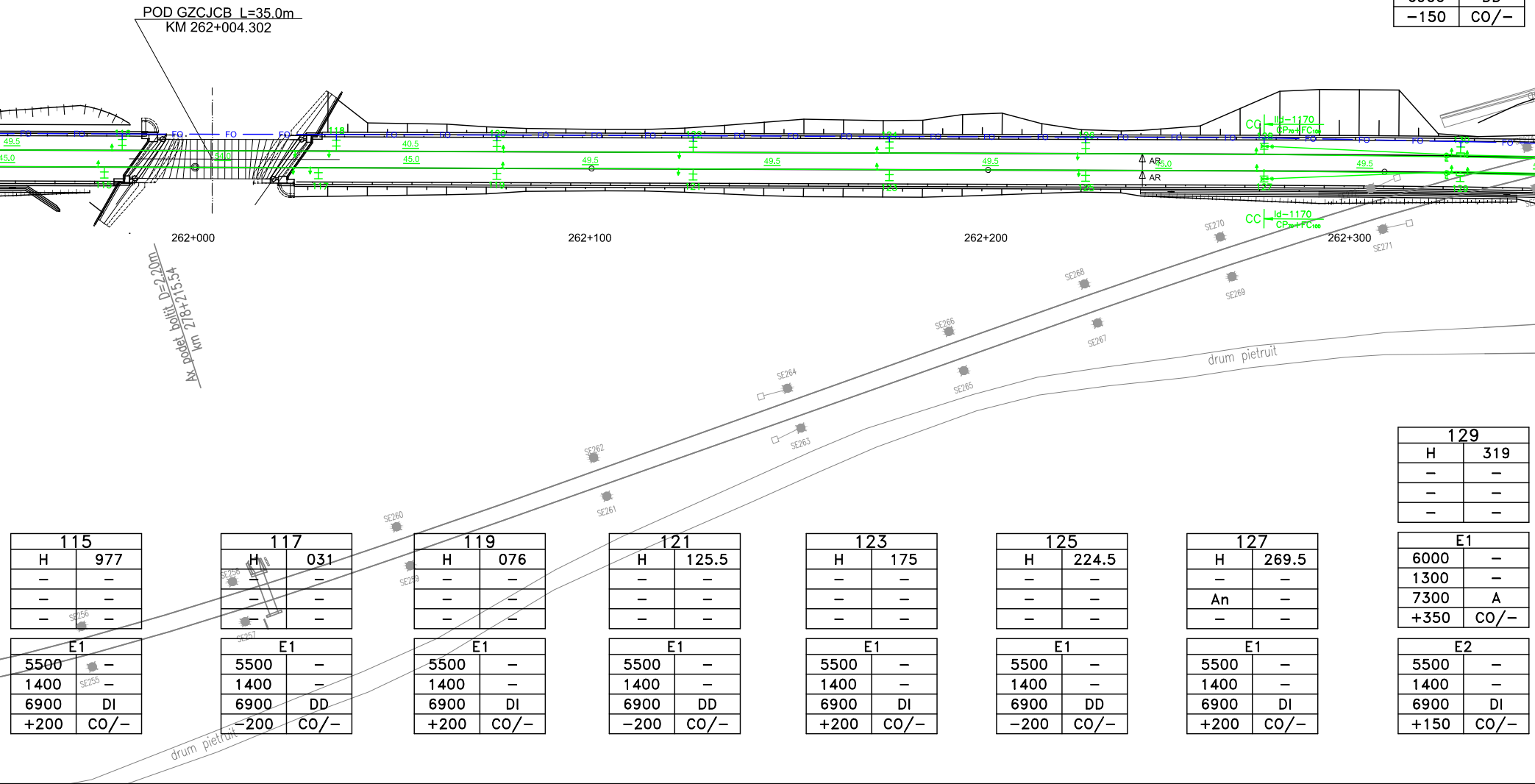
POD GZCJCB L=35.0m
KM 262+004.302
FO
49.5
45.0
40.5
54.0
116
118
120
115
117
119
126
128
130
125
127
129
AR
AR
CC IId–1170 CP70+FC100
CC Id–1170 CP70+FC100
262+000
262+100
262+200
262+300
Ax podet boltit D=2.20m
km 278+215.54
SE255
SE256
SE257
SE258
SE259
SE260
SE261
SE262
SE263
SE264
SE265
SE266
SE267
SE268
SE269
SE270
SE271
drum pietruit
drum pietruit

129	
H	319
–	–
–	–
–	–

E1	
6000	–
1300	–
7300	A
+350	CO/–

115	
H	977
–	–
–	–
–	–

E1	
5500	–
1400	–
6900	DI
+200	CO/–

117	
H	031
–	–
–	–
–	–

E1	
5500	–
1400	–
6900	DD
–200	CO/–

119	
H	076
–	–
–	–
–	–

E1	
5500	–
1400	–
6900	DI
+200	CO/–

121	
H	125.5
–	–
–	–
–	–

E1	
5500	–
1400	–
6900	DD
–200	CO/–

123	
H	175
–	–
–	–
–	–

E1	
5500	–
1400	–
6900	DI
+200	CO/–

125	
H	224.5
–	–
–	–
–	–

E1	
5500	–
1400	–
6900	DD
–200	CO/–

127	
H	269.5
–	–
An	–
–	–

E1	
5500	–
1400	–
6900	DI
+200	CO/–

E2	
5500	–
1400	–
6900	DI
+150	CO/–

132	
H	368.5
–	–
–	–
–	–

E1	
5500	–
2000	–
7500	DD
−350	CO/–

E2	
5850	–
1300	–
6800	DD
−150	CO/–

134	
H	418
–	–
–	– HEA300
–	– 3

134

E1	–
5500	–
1400	–
6900	DD
−150	CO/–

E2	
6000	–
1300	–
7300	A
−50	CO/–

136	
H	467.5
–	–
As	–
–	–

E1	
5500	–
1400	–
6900	DD
−250	CO/–

138	
H	517
–	–
–	–
–	–

E1	
5500	–
1400	–
6900	DD
−150	CO/–

140	
H	562
–	–
–	–
–	–

E1	
5500	–
1400	–
6900	DD
−250	CO/–

142	
H	611.5
–	–
–	–
–	–

E1	
5500	–
1400	–
6900	DD
−150	CO/–

144	
H	661
–	–
–	–
–	–

E1	
5500	–
1400	–
6900	DD
−250	CO/–

146	
H	710.5
–	–
–	–
–	–

E1	
5500	–
1400	–
6900	DD
−150	CO/–

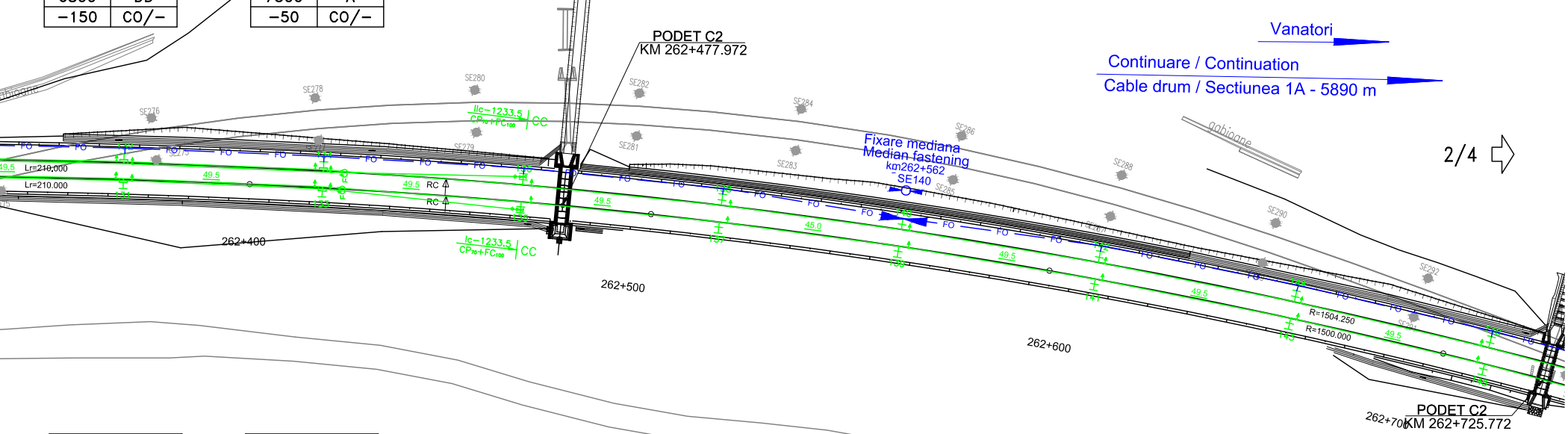
PODET C2
KM 262+477.972
Vanatori
Continuare / Continuation
Cable drum / Sectiunea 1A - 5890 m
gabioane
2/4
Fixare mediana
Median fastening
km262+562
SE140
lic–1233.5
CP70+FC100
CC
lc–1233.5
CP70+FC100
CC
Lr=210.000
Lr=210.000
RC
RC
FO
49.5
45.0
262+400
262+500
262+600
262+70
R=1504.250
R=1500.000
SE276
SE278
SE280
SE279
SE282
SE281
SE284
SE283
SE286
SE285
SE288
SE290
SE292
PODET C2
KM 262+725.772

131	
H	368.5
–	–
–	–
–	–

E1	
5500	–
2000	–
7500	DI
350	CO/–

E2	
5500	–
1300	–
6800	DI
+150	CO/–

133	
H	418
–	–
–	–
–	–

E1	
5500	–
1400	–
6900	DI
+150	CO/–

E2	
6000	–
1300	–
7300	A
+50	CO/–

135	
H	467.5
–	–
As	–
–	–

E1	
5500	–
1400	–
6900	DI
+250	CO/–

137	
H	517
–	–
–	–
–	–

E1	
5500	–
1400	–
6900	DI
+150	CO/–

139	
H	562
–	–
–	–
–	–

E1	
5500	–
1400	–
6900	DI
+250	CO/–

141	
H	611.5
–	–
–	–
–	–

E1	
5500	–
1400	–
6900	DI
+150	CO/–

143	
H	661
–	–
–	–
–	–

E1	
5500	–
1400	–
6900	DI
+250	CO/–

145	
H	710.5
–	–
–	–
–	–

E1	
5500	–
1400	–
6900	DI
+150	CO/–

LEGENDA
LEGEND

CTM ◇	Camereta cu mufa de jonctiune Handhole with junction box
CTM ◇	Camereta cu rezerva Handhole with cable reserve
CT □	Camera de tragere cu mufa de jonctiune Manhole with junction box
CT □	Camera de tragere cu rezerva Manhole with cable reserve
CTS □	Camera de tragere speciala pentru subtraversare Special manhhole for undercrossing
▶○◀	Fixare mediana Median fastening
▶○◇	Fixare terminala Terminal fastening
— FO —	Cablu cu fibre optice aerian Aerial optical fiber cable
— FO —	Cablu cu fibre optice subteran Underground optical fiber cable
—▭FO▭—	Teava PVC Φ 110 mm / canal metalic PVC pipe Φ 110 mm / metallic chanel
— FO —	Cablu cu fibre optice special pentru tunel protejat in duct HDPE Φ 40 mm instalat in canal de beton al tunelului Special OF cable for tunnels proteated in HDPE duct Φ 40 mm installed in concrete channel of tunnel

NOTA / NOTE:

- * Dupa instalarea cablurilor canalul de beton va fi umplut cu nisip
- * After all cables installing the concrete channel will be filled up with sand

Indice Index	Data Date	Modificare Modification/Revision	Proiectant Designer	Aprobat Consultant Approved Consultant	Aprobat CFR Approved CFR

VERNUL ROMANIEI
NIAN GOVERNMENT

PROIECT FINANŢAT DE UNIUNEA EUROPEANĂ
EUROPEAN UNION FINANCED PROJECT

CFR

CLIENT / CLIENT

C.N.C.F. "C.F.R." - S.A.

ITALFERR
GRUPPO FERROVIE DELLO STATO
Joint Venture leader

Scott Wilson

OBERMEYER
PLANEN + BERATEN GmbH

TECNIC
Consulting Engineers

CONSULTANT / CONSULTANT

			Data Date	Semnătură Signature
Aprobat Approved	Şef proiect Project manager	R. Liuzza	01.2012	
Aprobat Approved	Coordonator Secțiune 1 Section 1 Coordinator	C. Gambelli	01.2012	
Verificat Checked	Expert Verificator Checking Expert	Pino Amodio	01.2012	

SUBCONTRACTANT / SUBCONTRACTOR

AREX COMPANY

Aprobat Approved	Responsabil Subcontractant Subcontractor Responsible	A.Stanciu - Dinulescu	01.2012	
Întocmit Elaborated	Proiectant Designer	Gabriela Trifan	01.2012	

Reabilitarea liniei de cale ferata Braşov - Simeria, parte componentă a coridorului IV Pan European,
pentru circulația trenurilor cu viteza maximă de 160 km/h,
Tronsonul : Braşov - Sighişoara
Rehabilitation of the railway line Braşov - Simeria, component Part of the IV Pan-European Corridor,
for the trains circulation with maximum speed of 160 km/h,
Section : Braşov - Sighişoara

Proiect/Project
2004/RO/16/P/PA/003

Faza / Phase:
P.Th. / T.D.

Denumire desen / Drawing Title :

Interval - ARCHITA-VANATORI - Section
CABLU CU FIBRE OPTICE (Cablul 1)
Plan de situatie
FIBER OPTIC CABLE (cable 1)
Layout Plan

Codificare / Codification System	Scara / Scale 1:1000	LOT / LOT	Nr. / No 01 / 04

E A 5 1 | 0 1 | E | 1 6 | L 7 | S E | 0 6 | 1 | 7 | 0 0 1 | 1