148	
H	760
–	–
–	–
–	–
E1	
5500	–
1400	–
6900	DD
−250	CO/–

150	
H	809.5
–	–
An	–
–	–
E1	
5500	–
1400	–
6900	DD
−150	CO/–

152	
H	854.5
–	–
–	–
–	–
E1	
5500	–
1400	–
6900	DD
−250	CO/–

154	
H	904
–	–
An	–
–	–
E1	
5500	–
1400	–
6900	DD
−150	CO/–

156	
H	953.5
–	–
–	–
–	–
E1	
5500	–
1400	–
6900	DD
−250	CO/–

1/4

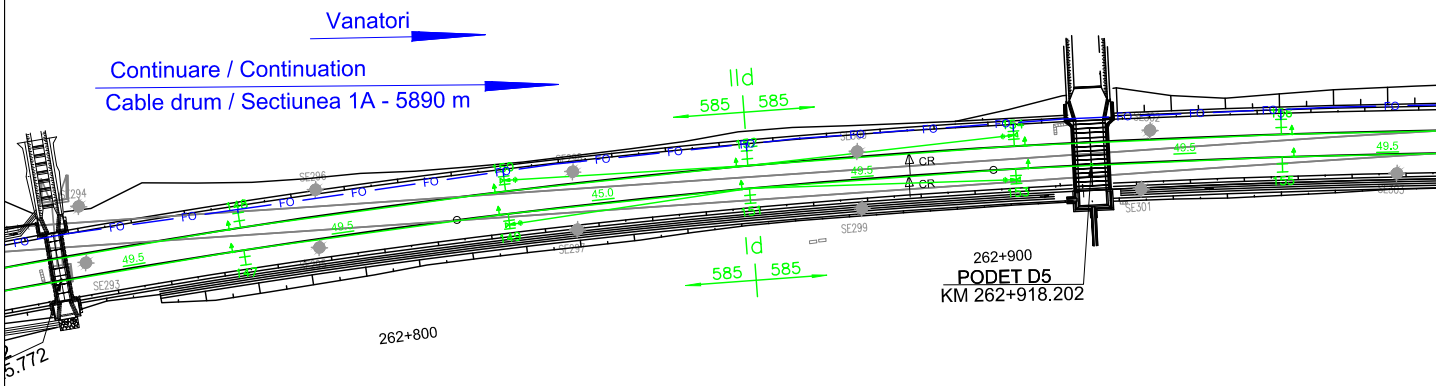
Vanatori
Continuare / Continuation
Cable drum / Sectiunea 1A - 5890 m
IId
585
585
Id
585
585
262+900
PODET D5
KM 262+918.202
262+800
5.772
SE296
SE293
SE299
SE301
FO
CR
CR
49.5
45.0

147	
H	760
–	–
–	–
–	–
E1	
5500	–
1400	–
6900	DI
+250	CO/–

149	
H	809.5
–	–
An	–
–	–
E1	
5500	–
1400	–
6900	DI
+150	CO/–

151	
H	854.5
–	–
–	–
–	–
E1	
5500	–
1400	–
6900	DI
+250	CO/–

153	
H	904
–	–
An	–
–	–
E1	
5500	–
1400	–
6900	DI
+150	CO/–

155	
H	953.5
–	–
–	–
–	–
E1	
5500	–
1400	–
6900	DI
+250	CO/–

158	
H	003
–	–
–	–
–	–
E1	
5500	–
1400	–
6900	DD
0	CO/–

160	
H	052.5
–	–
–	–
–	–
E1	
5500	–
1400	–
6900	DD
−250	CO/–

162	
H	102
–	–
–	–
–	–
E1	
5500	–
1400	–
6900	DI
+200	CO/–

164	
H	147
–	–
–	–
–	–
E1	
5500	–
1400	–
6900	DD
−200	CO/–

166	
H	196.5
–	–
–	–
–	–
E1	
5500	–
1400	–
6900	DI
+200	CO/–

168	
H	246
–	–
–	–
–	–
E1	
5500	–
1400	–
6900	DI
0	CO/–

170	
H	295.5
–	–
An	–
–	–
E1	
5500	–
1400	–
6900	DD
−200	CO/–

172	
H	345
–	–
–	–
–	–
E1	
5850	–
1450	–
7300	A
0	CO/–
E2	
5500	–
1400	–
6900	DI
+200	CO/–

174	
H	394.5
–	–
–	–
–	–
E1	
5500	–
1400	–
6900	DD
−200	CO/–
E2	
5850	–
1450	–
7300	DD
0	CO/–

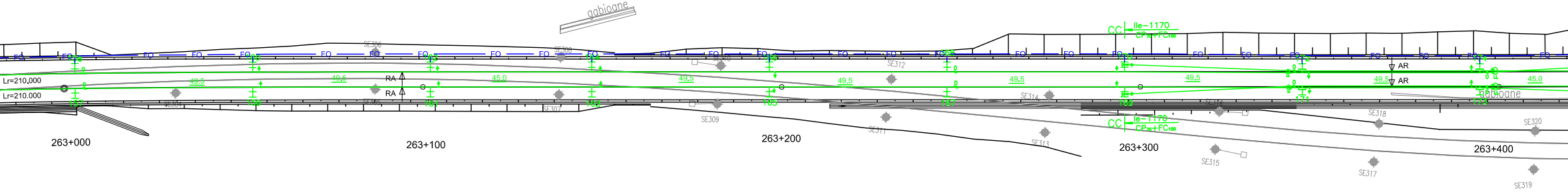
gabioane
FO
Lr=210.000
Lr=210.000
49.5
49.5
45.0
49.5
49.5
49.5
49.5
49.5
45.0
RA
RA
AR
AR
CC Ile−1170 CP70+FC100
CC Ile−1170 CP70+FC100
SE304
SE305
SE306
SE307
SE308
SE309
SE310
SE311
SE312
SE313
SE314
SE315
SE316
SE317
SE318
SE319
SE320
263+000
263+100
263+200
263+300
263+400
157
158
159
160
161
162
163
164
165
166
167
168
169
170
171
172
173
174

171	
H	345
–	–
–	–
–	–
E1	
5850	–
1450	–
7300	A
0	CO/–
E2	
5500	–
1400	–
6900	DD
−200	CO/–

173	
H	394.5
–	–
–	–
–	–
E1	
5500	–
1400	–
6900	DI
+200	CO/–
E2	
5850	–
1450	–
7300	DD
0	CO/–

157	
H	003
–	–
–	–
–	–
E1	
5500	–
1400	–
6900	DI
0	CO/–

159	
H	052.5
–	–
–	–
–	–
E1	
5500	–
1400	–
6900	DI
+250	CO/–

161	
H	102
–	–
–	–
–	–
E1	
5500	–
1400	–
6900	DD
−200	CO/–

163	
H	147
–	–
–	–
–	–
E1	
5500	–
1400	–
6900	DI
+200	CO/–

165	
H	196.5
–	–
–	–
–	–
E1	
5500	–
1400	–
6900	DD
−200	CO/–

167	
H	246
–	–
–	–
–	–
E1	
5500	–
1400	–
6900	DD
0	CO/–

169	
H	295.5
–	–
An	–
–	–
E1	
5500	–
1400	–
6900	DI
+200	CO/–

176	
H	439.5
–	–
An	–
–	–

E1	
5500	–
1400	–
6900	DI
+250	CO/–

178	
H	489
–	–
–	–
–	–

E1	
5500	–
1400	–
6900	DI
+250	CO/–

180	
H	534
–	–
–	–
–	–

E1	
5500	–
1400	–
6900	DI
+250	CO/–

182	
H	574.5
–	–
–	–
–	–

E1	
5500	–
1400	–
6900	DD
+150	CO/–

184	
H	619.5
–	–
–	–
–	–

E1	
5500	–
1400	–
6900	DI
+250	CO/–

186	
H	660
–	–
–	–
–	–

E1	
5500	–
1400	–
6900	DI
+150	CO/–

188	
H	700.5
–	–
–	–
–	–

E1	
5500	–
1400	–
6900	DI
+250	CO/–

190	
H	741
–	–
–	–
–	–

E1	
5500	–
1400	–
6900	DI
+50	CO/–

192	
H	781.5
–	–
–	–
–	–

E1	
5500	–
1400	–
6900	DI
+250	CO/–

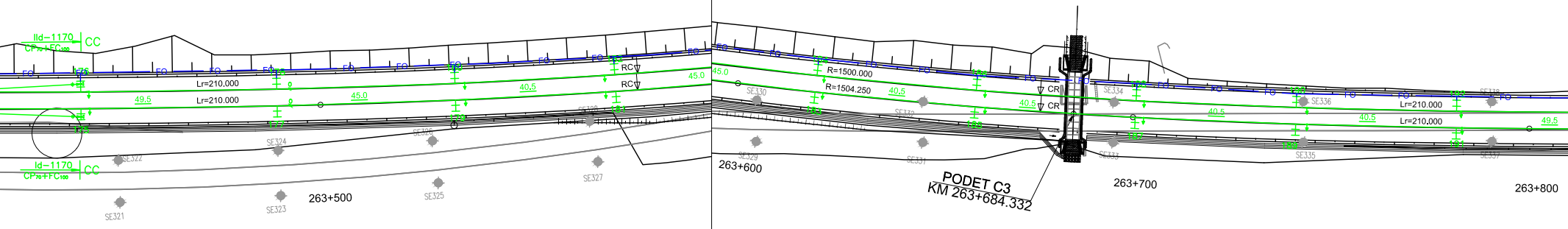
IId–1170
CP70+FC100
CC
FO
176
175
Lr=210.000
Lr=210.000
49.5
45.0
40.5
45.0
178
177
180
179
182
181
RC
RC
SE321
SE322
SE323
SE324
SE325
SE326
SE327
SE328
263+500
45.0
R=1500.000
R=1504.250
40.5
40.5
CR
CR
184
183
186
185
188
187
190
189
192
191
SE329
SE330
SE331
SE332
SE333
SE334
SE335
SE336
SE337
SE338
263+600
PODET C3
KM 263+684.332
263+700
40.5
40.5
Lr=210.000
Lr=210.000
49.5
263+800

175	
H	439.5
–	–
An	–
–	–

E1	
5500	–
1400	–
6900	DD
–250	CO/–

177	
H	489
–	–
–	–
–	–

E1	
5500	–
1400	–
6900	DD
0	CO/–

179	
H	534
–	–
–	–
–	–

E1	
5500	–
1400	–
6900	DD
–250	CO/–

181	
H	574.5
–	–
–	–
–	–

E1	
5500	–
1400	–
6900	DI
–150	CO/–

183	
H	619.5
–	–
–	–
–	–

E1	
5500	–
1400	–
6900	DD
–250	CO/–

185	
H	660
–	–
–	–
–	–

E1	
5500	–
1400	–
6900	DD
–150	CO/–

187	
H	700.5
–	–
–	–
–	–

E1	
5500	–
1400	–
6900	DD
–250	CO/–

189	
H	741
–	–
–	–
–	–

E1	
5500	–
1400	–
6900	DD
–50	CO/–

191	
H	781.5
–	–
–	–
–	–

E1	
5500	–
1400	–
6900	DD
–250	CO/–

194	
H	831
–	–
An	–
–	–

E1	
5500	–
1400	–
6900	DI
−150	CO/−

196	
H	880.5
–	–
–	–
–	–

E1	
5500	–
1400	–
6900	DI
+200	CO/−

198	
H	930
–	–
An	–
–	–

E1	
5500	–
1400	–
6900	DD
+250	CO/−

200	
H	979.5
–	–
–	–
–	–

E1	
5500	–
1400	–
6900	DI
+150	CO/−

202	
H	024.5
–	–
–	–
–	–

E1	
5500	–
1400	–
6900	DD
−200	CO/−

204	
H	074
–	–
–	–
–	–

E1	
5500	–
1400	–
6900	DI
+200	CO/−

206	
H	123.5
–	–
–	–
–	–

E1	
5500	–
1400	–
6900	DD
−200	CO/−

208	
H	173
–	–
–	–
–	–

E1	
5500	–
1400	–
6900	DI
+200	CO/−

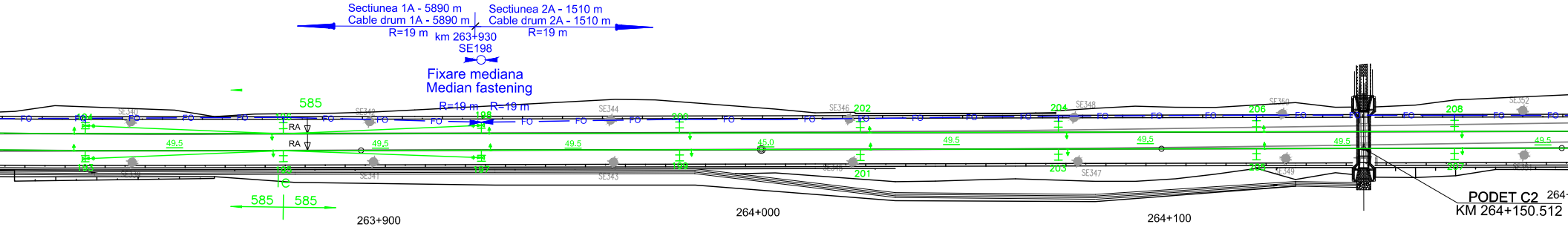
Sectiunea 1A - 5890 m
Cable drum 1A - 5890 m
Sectiunea 2A - 1510 m
Cable drum 2A - 1510 m
R=19 m
km 263+930
R=19 m
SE198
Fixare mediana
Median fastening
585
R=19 m
R=19 m
FO
RA
49.5
45.0
202
204
206
208
198
200
201
203
SE346
SE348
SE352
SE341
SE343
SE347
585
585
263+900
264+000
264+100
PODET C2
KM 264+150.512

193	
H	831
–	–
An	–
–	–

E1	
5500	–
1400	–
6900	DD
+150	CO/−

195	
H	880.5
–	–
–	–
–	–

E1	
5500	–
1400	–
6900	DD
−200	CO/−

197	
H	930
–	–
An	–
–	–

E1	
5500	–
1400	–
6900	DI
+200	CO/−

199	
H	979.5
–	–
–	–
–	–

E1	
5500	–
1400	–
6900	DD
−200	CO/−

201	
H	024.5
–	–
–	–
–	–

E1	
5500	–
1400	–
6900	DI
+200	CO/−

203	
H	074
–	–
–	–
–	–

E1	
5500	–
1400	–
6900	DD
−200	CO/−

205	
H	123.5
–	–
–	–
–	–

E1	
5500	–
1400	–
6900	DI
+200	CO/−

207	
H	173
–	–
–	–
–	–

E1	
5500	–
1400	–
6900	DD
−200	CO/−

210	
H	222.5
–	–
–	–
–	–

E1	
5500	–
1400	–
6900	DD
−200	CO/–

212	
H	272
–	–
–	–
–	–

E1	
5500	–
1400	–
6900	DI
+200	CO/–

214	
H	317
–	–
An	–
–	–

E1	
5500	–
1400	–
6900	DD
−200	CO/–

216	
H	366.5
–	–
–	–
–	–

E1	
5850	–
1450	–
7300	A
0	CO/–

E2	
5500	–
1400	–
6900	DI
+200	CO/–

218	
H	416
–	–
–	–
–	–

E1	
5500	–
1400	–
6900	DD
−200	CO/–

E2	
5850	–
1450	–
7300	A
0	CO/–

220	
H	465.5
–	–
An	–
–	–

E1	
5500	–
1400	–
6900	DI
+200	CO/–

222	
H	515
–	–
–	–
–	–

E1	
5500	–
1400	–
6900	DD
−200	CO/–

224	
H	564.5
–	–
–	–
–	–

E1	
5500	–
1400	–
6900	DI
+200	CO/–

226	
H	609.5
–	–
–	–
–	–

E1	
5500	–
1400	–
6900	DD
−200	CO/–

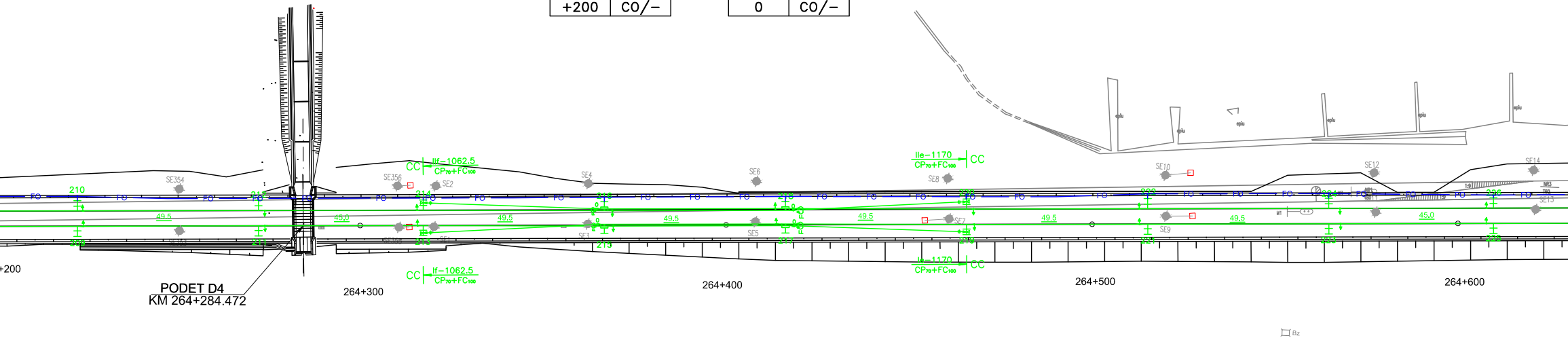
+200
210
SE354
212
SE356
SE2
CC
If=1062.5
CP70+FC100
214
49.5
45.0
FO
SE4
216
SE6
218
Ile=1170
CP70+FC100
CC
SE8
220
SE10
222
SE12
SE14
224
226
PODET D4
KM 264+284.472
264+300
264+400
264+500
264+600
Bz

209	
H	222.5
–	–
–	–
–	–

E1	
5500	–
1400	–
6900	DI
+200	CO/–

211	
H	272
–	–
–	–
–	–

E1	
5500	–
1400	–
6900	DD
−200	CO/–

213	
H	317
–	–
An	–
–	–

E1	
5500	–
1400	–
6900	DI
+200	CO/–

215	
H	366.5
–	–
–	–
–	–

E1	
5850	–
1450	–
7300	A
0	CO/–

E2	
5500	–
1400	–
6900	DD
−200	CO/–

217	
H	416
–	–
–	–
–	–

E1	
5500	–
1400	–
6900	DI
+200	CO/–

E2	
5850	–
1450	–
7300	A
0	CO/–

219	
H	465.5
–	–
An	–
–	–

E1	
5500	–
1400	–
6900	DD
−200	CO/–

221	
H	515
–	–
–	–
–	–

E1	
5500	–
1400	–
6900	DI
+200	CO/–

223	
H	564.5
–	–
–	–
–	–

E1	
5500	–
1400	–
6900	DD
−200	CO/–

225	
H	609.5
–	–
–	–
–	–

E1	
5500	–
1400	–
6900	DI
+200	CO/–

228	
H	659
–	–
–	–
–	–

E1	
5500	–
1400	–
6900	DI
+200	CO/–

230	
H	708.5
–	–
–	–
–	–

E1	
5500	–
1400	–
6900	DD
−200	CO/–

232	
H	758
–	–
–	–
–	–

E1	
5500	–
1400	–
6900	DI
+200	CO/–

234	
H	807.5
–	–
An	–
–	–

E1	
5500	–
1400	–
6900	DD
−200	CO/–

236	
H	852.5
–	–
–	–
–	–

E1	
5500	–
1400	–
6900	DI
+200	CO/–

238	
H	902
–	–
An	–
–	–

E1	
5500	–
1400	–
6900	DD
−200	CO/–

240	
H	951.5
–	–
–	–
–	–

E1	
5500	–
1400	–
6900	DI
+200	CO/–

242	
H	996.5
–	–
–	–
–	–

E1	
5500	–
1400	–
6900	DD
−200	CO/–

244	
H	041.5
–	–
–	–
–	–

E1	
5500	–
1400	–
6900	DI
+250	CO/–

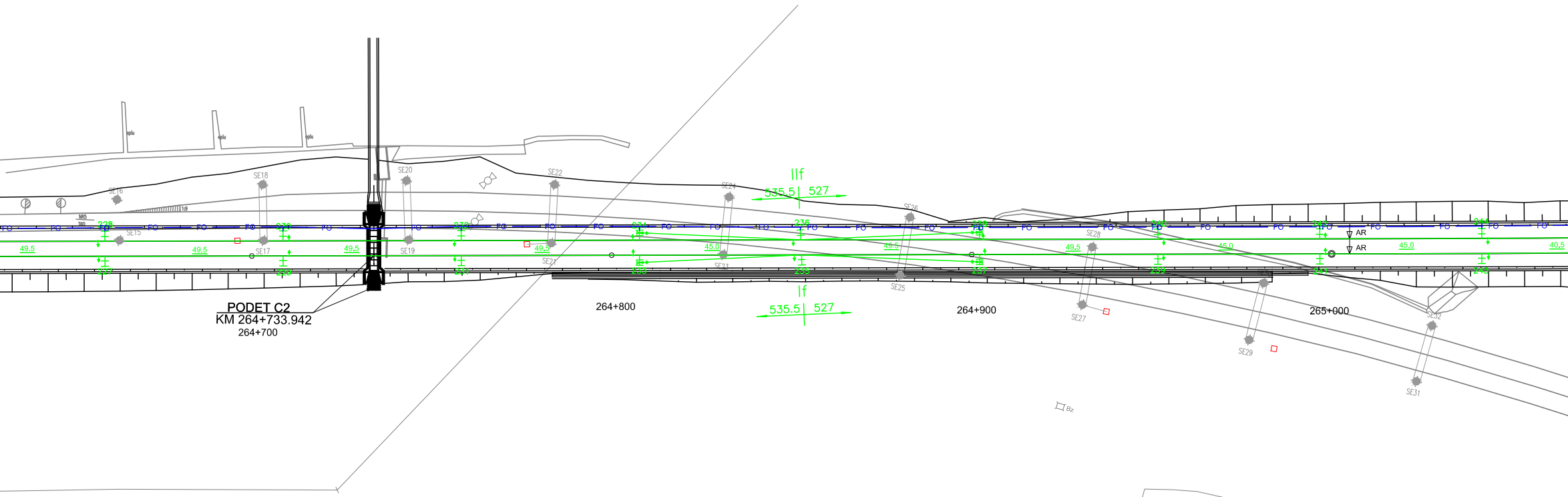
PODET C2
KM 264+733.942
264+700
264+800
264+900
265+000
IIf
535.5
527
If
535.5
527
SE15
SE16
SE17
SE18
SE19
SE20
SE21
SE22
SE23
SE24
SE25
SE26
SE27
SE28
SE29
SE31
SE32
49.5
45.0
40.5
AR
AR
FO
228
230
232
234
236
238
240
242
244

227	
H	659
–	–
–	–
–	–

E1	
5500	–
1400	–
6900	DD
−200	CO/–

229	
H	708.5
–	–
–	–
–	–

E1	
5500	–
1400	–
6900	DI
+200	CO/–

231	
H	758
–	–
–	–
–	–

E1	
5500	–
1400	–
6900	DD
−200	CO/–

233	
H	807.5
–	–
An	–
–	–

E1	
5500	–
1400	–
6900	DI
+200	CO/–

235	
H	852.5
–	–
–	–
–	–

E1	
5500	–
1400	–
6900	DD
−200	CO/–

237	
H	902
–	–
An	–
–	–

E1	
5500	–
1400	–
6900	DI
+200	CO/–

239	
H	951.5
–	–
–	–
–	–

E1	
5500	–
1400	–
6900	DD
−200	CO/–

241	
H	996.5
–	–
–	–
–	–

E1	
5500	–
1400	–
6900	DI
+200	CO/–

243	
H	041.5
–	–
–	–
–	–

E1	
5500	–
1400	–
6900	DD
−250	CO/–

246		248		250		252		254		256		258		260	
H	082	H	122.5	H	163	H	203.5	H	255	H	303	H	343.5	H	379.5
–	–	–	–	–	–	–	–	–	–	–	–	–	–	–	–
–	–	–	–	–	–	An	–	–	–	–	–	–	–	An	–
–	–	–	–	–	–	–	–	–	–	–	–	–	–	–	–

E1		E1		E1		E1		E1		E1		E1		E1	
5500	–	5500	–	5500	–	5500	–	6000	–	5500	–	5500	–	5500	–
1400	–	1400	–	1400	–	1400	–	1300	–	2000	–	1400	–	1400	–
6900	DD	6900	DI	6900	DI	6900	DI	7300	A	7500	DI	6900	DI	6900	DI
−100	CO/−	+250	CO/−	+100	CO/−	+250	CO/−	+50	CO/−	+150	CO/−	+250	CO/−	+150	CO/−

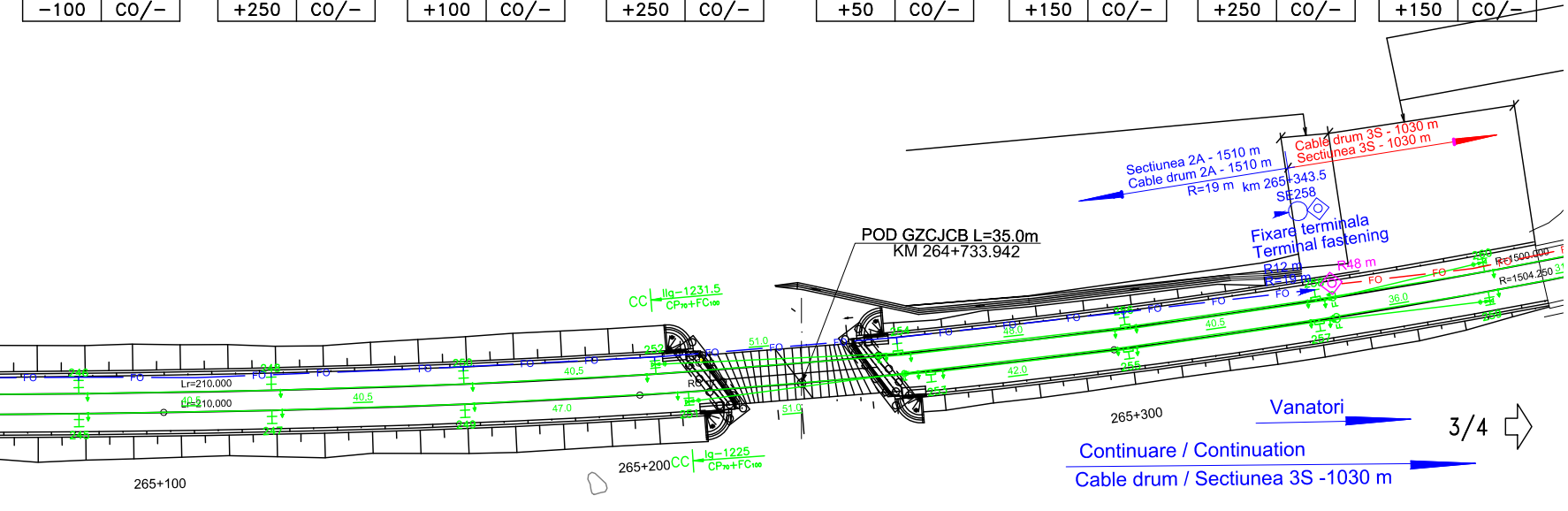
POD GZCJCB L=35.0m
KM 264+733.942
Sectiunea 2A - 1510 m
Cable drum 2A - 1510 m
R=19 m km 265+343.5
SE258
Cable drum 3S - 1030 m
Sectiunea 3S - 1030 m
Fixare terminala
Terminal fastening
R12 m
R=19 m
R48 m
R=1500.000
R=1504.250
CC lg=1231.5 CP70+FC100
CC lg=1225 CP70+FC100
265+200
265+100
265+300
Lr=210.000
FO
40.5
47.0
51.0
42.0
36.0
Vanatori
3/4
Continuare / Continuation
Cable drum / Sectiunea 3S -1030 m

L E G E N D A
L E G E N D

CTM	◇	Camereta cu mufa de jonctiune Handhole with junction box
CTM	◇◇	Camereta cu rezerva Handhole with cable reserve
CT	▢	Camera de tragere cu mufa de jonctiune Manhole with junction box
CT	▢	Camera de tragere cu rezerva Manhole with cable reserve
CTS	▢	Camera de tragere speciala pentru subtra Special manhole for undercrossing
	▶○◀	Fixare mediana Median fastening
	▶○◇	Fixare terminala Terminal fastening
	— FO —	Cablu cu fibre optice aerian Aerial optical fiber cable
	— FO —	Cablu cu fibre optice subteran Underground optical fiber cable
	—▭FO▭—	Teava PVC Φ 110 mm / canal metalic PVC pipe Φ 110 mm / metallic chanel
	— FO —	Cablu cu fibre optice special pentru tunel instalat in canal de beton al tunelului Special OF cable for tunnels proteated in in concrete channel of tunnel

245		247		249		251		253		255		257		259	
H	082	H	122.5	H	163	H	210	H	261	H	303	H	343.5	H	379.5
–	–	–	–	–	–	–	–	–	–	–	–	–	–	–	–
–	–	–	–	–	–	An	–	–	–	–	–	–	–	An	–
–	–	–	–	–	–	–	–	–	–	–	–	–	–	–	–

E1		E1		E1		E1		E1		E1		E1		E1	
5500	–	5500	–	5500	–	5500	–	6000	–	5500	–	5500	–	5500	–
1400	–	1400	–	1400	–	1400	–	1300	–	2000	–	1400	–	1400	–
6900	DI	6900	DD	6900	DD	6900	DD	7300	A	7500	DD	6900	DD	6900	DD
+100	CO/−	−250	CO/−	−100	CO/−	−250	CO/−	−50	CO/−	−150	CO/−	−250	CO/−	+150	CO/−

E2		E2		E2	
5500	–	5500	–	6000	–
1400	–	1300	–	1300	–
6900	DD	6800	DD	7300	A
−250	CO/−	−350	CO/−	−450	CO/−

NOTA / NOTE:

* Dupa instalarea cablurilor canalul de beton va fi umplut

* After all cables installing the concrete channel will be fil
sand

aversare

protejat in duct HDPE Φ 40 mm

HDPE duct Φ 40 mm installed

cu nisip

led up with

Indice Index	Data Date	Modificare Modification/Revision	Proiectant Designer	Aprobat Consultant Approved Consultant	Aprobat CFR Approved CFR

VERNUL ROMANIEI
NIAN GOVERNMENT

PROIECT FINANŢAT DE UNIUNEA EUROPEANĂ
EUROPEAN UNION FINANCED PROJECT

CLIENT / CLIENT

C.N.C.F. "C.F.R." - S.A.

ITALFERR
GRUPPO FERROVIE DELLO STATO
Joint Venture leader

Scott Wilson

OBERMEYER
PLANEN + BERATEN GmbH

TECNIC
Consulting Engineers

CONSULTANT / CONSULTANT

			Data Date	Semnătură Signature
Aprobat Approved	Şef proiect Project manager	R. Liuzza	01.2012	
Aprobat Approved	Coordonator Secţiune 1 Section 1 Coordinator	C. Gambelli	01.2012	
Verificat Checked	Expert Verificator Checking Expert	Pino Amodio	01.2012	

SUBCONTRACTANT / SUBCONTRACTOR

AREX COMPANY

Aprobat Approved	Responsabil Subcontractant Subcontractor Responsible	A.Stanciu - Dinulescu	01.2012	
Întocmit Elaborated	Proiectant Designer	Gabriela Trifan	01.2012	

Reabilitarea liniei de cale ferata Braşov - Simeria, parte componentă a coridorului IV Pan European,
pentru circulaţia trenurilor cu viteza maximă de 160 km/h,
Tronsonul : Braşov - Sighişoara
Rehabilitation of the railway line Braşov - Simeria, component Part of the IV Pan-European Corridor,
for the trains circulation with maximum speed of 160 km/h,
Section : Braşov - Sighişoara

Proiect/Project
2004/RO/16/P/PA/003

Faza / Phase:
P.Th. / T.D.

Denumire desen / Drawing Title :

Interval - ARCHITA-VANATORI - Section

CABLU CU FIBRE OPTICE (Cablul 1)
Plan de situatie
FIBER OPTIC CABLE (cable 1)
Layout Plan

Codificare / Codification System	Scara / Scale 1:1000	LOT / LOT	Nr. / No 02 / 04

E A 5 1   0 1   E   1 6   L 7   S E   0 6   1   7   0 0 1   1