S2	
H	411
–	–
–	–
–	–

E1	
–	–
–	–
–	DD
+150	CO/–

S4	
H	431
–	–
–	–
–	–

E1	
–	–
–	–
–	DD
+250	CO/–

S8	
H	471
–	–
–	–
–	–

E1	
–	–
–	–
–	DD
+250	CO/–

S12	
H	511
–	–
–	–
–	–

E1	
–	–
–	–
–	DD
+250	CO/–

S16	
H	551
–	–
–	–
–	–

E1	
–	–
–	–
–	DD
+250	CO/–

S6	
H	451
–	–
–	–
–	–

E1	
–	–
–	–
–	DD
+150	CO/–

S10	
H	491
–	–
–	–
–	–

E1	
–	–
–	–
–	DD
+150	CO/–

S14	
–	531
–	–
H	–
–	–

E1	
–	–
–	–
–	DD
+150	CO/–

S18	
H	571
–	–
–	–
–	–

E1	
–	–
–	–
–	DD
+150	CO/–

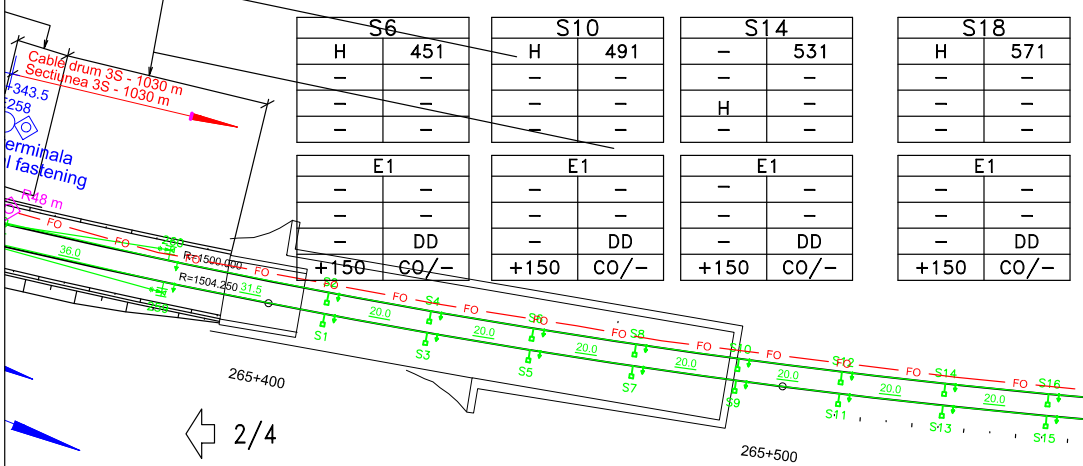
Cable drum 3S - 1030 m
Sectiunea 3S - 1030 m
+343.5
258
erminala
l fastening
R48 m
FO
36.0
260
259
R=1500.000
R=1504.250
31.5
20.0
S1
S2
S3
S4
S5
S6
S7
S8
S9
S10
S11
S12
S13
S14
S15
S16
265+400
265+500
2/4

S3	
H	431
–	–
–	–
–	–

E1	
–	–
–	–
–	DD
–250	CO/–

S7	
H	471
–	–
–	–
–	–

E1	
–	–
–	–
–	DD
–250	CO/–

S11	
H	511
–	–
–	–
–	–

E1	
–	–
–	–
–	DD
–250	CO/–

S15	
H	551
–	–
–	–
–	–

E1	
–	–
–	–
–	DD
–250	CO/–

S1	
H	411
–	–
–	–
–	–

E1	
–	–
–	–
–	DD
–150	CO/–

S5	
H	451
–	–
–	–
–	–

E1	
–	–
–	–
–	DD
–150	CO/–

S9	
H	491
–	–
–	–
–	–

E1	
–	–
–	–
–	DD
–150	CO/–

S13	
H	531
–	–
–	–
–	–

E1	
–	–
–	–
–	DD
–150	CO/–

S17	
H	571
–	–
–	–
–	–

E1	
–	–
–	–
–	DD
–150	CO/–

S20	
H	591
–	–
–	–
–	–

E1	
–	–
–	–
–	DD
+250	CO/–

S24	
H	631
–	–
–	–
–	–

E1	
–	–
–	–
–	DD
+250	CO/–

S28	
H	671
–	–
–	–
–	–

E1	
–	–
–	–
–	DD
+250	CO/–

S32	
H	711
–	–
–	–
–	–

E1	
–	–
–	–
–	DD
+250	CO/–

S36	
H	751
–	–
–	–
–	–

E1	
–	–
–	–
–	DD
+250	CO/–

S40	
H	791
–	–
–	–
–	–

E1	
–	–
–	–
–	DD
+250	CO/–

S44	
H	831
–	–
–	–
–	–

E1	
–	–
–	–
–	DD
-50	CO/–

S48	
H	871
–	–
–	–
–	–

E1	
–	–
–	–
–	DD
+150	CO/–

S52	
H	911
–	–
–	–
–	–

E1	
–	–
–	–
–	DD
-50	CO/–

S22	
H	611
–	–
–	–
–	–

E1	
–	–
–	–
–	DD
+150	CO/–

S26	
H	651
–	–
–	–
–	–

E1	
–	–
–	–
–	DD
+150	CO/–

S30	
H	691
–	–
–	–
–	–

E1	
–	–
–	–
–	DD
+150	CO/–

S34	
H	731
–	–
–	–
–	–

E1	
–	–
–	–
–	DD
+150	CO/–

S38	
H	771
–	–
–	–
–	–

E1	
–	–
–	–
–	DD
+150	CO/–

S42	
H	811
–	–
–	–
–	–

E1	
–	–
–	–
–	DD
-150	CO/–

S46	
H	851
–	–
–	–
–	–

E1	
–	–
–	–
–	DD
+50	CO/–

S50	
H	891
–	–
–	–
–	–

E1	
–	–
–	–
–	DD
+50	CO/–

S54	
H	931
–	–
–	–
–	–

E1	
–	–
–	–
–	DD
-150	CO/–

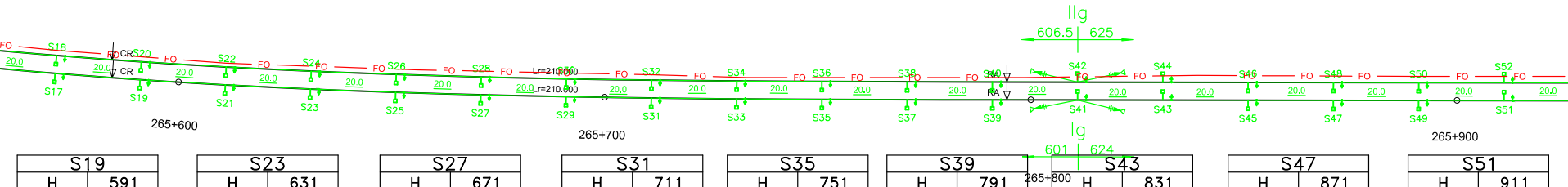
FO
S18
20.0
CR
CR
S20
S22
S24
S26
S28
S30
S32
S34
S36
S38
S40
S42
S44
S46
S48
S50
S52
Lr=210.000
Lr=210.000
RA
RA
IIg
606.5
625
Ig
601
624
S17
S19
S21
S23
S25
S27
S29
S31
S33
S35
S37
S39
S41
S43
S45
S47
S49
S51
265+600
265+700
265+800
265+900

S19	
H	591
–	–
–	–
–	–

E1	
–	–
–	–
–	DD
-250	CO/–

S23	
H	631
–	–
–	–
–	–

E1	
–	–
–	–
–	DD
-250	CO/–

S27	
H	671
–	–
–	–
–	–

E1	
–	–
–	–
–	DD
-250	CO/–

S31	
H	711
–	–
–	–
–	–

E1	
–	–
–	–
–	DD
-250	CO/–

S35	
H	751
–	–
–	–
–	–

E1	
–	–
–	–
–	DD
-250	CO/–

S39	
H	791
–	–
–	–
–	–

E1	
–	–
–	–
–	DD
-250	CO/–

S43	
H	831
–	–
–	–
–	–

E1	
–	–
–	–
–	DD
+50	CO/–

S47	
H	871
–	–
–	–
–	–

E1	
–	–
–	–
–	DD
-150	CO/–

S51	
H	911
–	–
–	–
–	–

E1	
–	–
–	–
–	DD
+50	CO/–

S21	
H	611
–	–
–	–
–	–

E1	
–	–
–	–
–	DD
-150	CO/–

S25	
H	651
–	–
–	–
–	–

E1	
–	–
–	–
–	DD
-150	CO/–

S29	
H	691
–	–
–	–
–	–

E1	
–	–
–	–
–	DD
-150	CO/–

S33	
H	731
–	–
–	–
–	–

E1	
–	–
–	–
–	DD
-150	CO/–

S37	
H	771
–	–
–	–
–	–

E1	
–	–
–	–
–	DD
-150	CO/–

S41	
H	811
–	–
–	–
–	–

E1	
–	–
–	–
–	DD
+150	CO/–

S45	
H	851
–	–
–	–
–	–

E1	
–	–
–	–
–	DD
-50	CO/–

S49	
H	891
–	–
–	–
–	–

E1	
–	–
–	–
–	DD
-50	CO/–

S53	
H	931
–	–
–	–
–	–

E1	
–	–
–	–
–	DD
+150	CO/–

S56	
H	951
–	–
–	–
–	–

E1	
–	–
–	–
–	DD
–50	CO/–

S60	
H	991
–	–
–	–
–	–

E1	
–	–
–	–
–	DD
+150	CO/–

S64	
H	031
–	–
–	–
–	–

E1	
–	–
–	–
–	DD
–50	CO/–

S68	
H	071
–	–
–	–
–	–

E1	
–	–
–	–
–	DD
–50	CO/–

S72	
H	111
–	–
–	–
–	–

E1	
–	–
–	–
–	DD
+150	CO/–

S76	
H	151
–	–
–	–
–	–

E1	
–	–
–	–
–	DD
–50	CO/–

262	
H	202.5
–	–
–	–
–	–

E1	
5500	–
1400	–
6900	DI
+100	CO/–

264	
H	243
–	–
An	–
–	–

E1	
5500	–
1400	–
6900	DD
–200	CO/–

266	
H	292.5
–	–
–	–
–	–

E1	
6000	–
1300	–
7300	A
–350	CO/–

E2	
5500	–
1400	–
6900	DD
–150	CO/–

268	
H	340.5
–	–
–	–
–	–

E1	
5500	–
1300	–
6800	DD
–350	CO/–

E2	
5500	–
2000	–
7500	DD
–150	CO/–

S58	
H	971
–	–
–	–
–	–

E1	
–	–
–	–
–	DD
+50	CO/–

S62	
H	011
–	–
–	–
–	–

E1	
–	–
–	–
–	DD
+50	CO/–

S66	
H	051
–	–
–	–
–	–

E1	
–	–
–	–
–	DD
–150	CO/–

S70	
H	091
–	–
–	–
–	–

E1	
–	–
–	–
–	DD
+50	CO/–

S74	
H	131
–	–
–	–
–	–

E1	
–	–
–	–
–	DD
+50	CO/–

S78	
H	171
–	–
–	–
–	–

E1	
–	–
–	–
–	DD
–150	CO/–

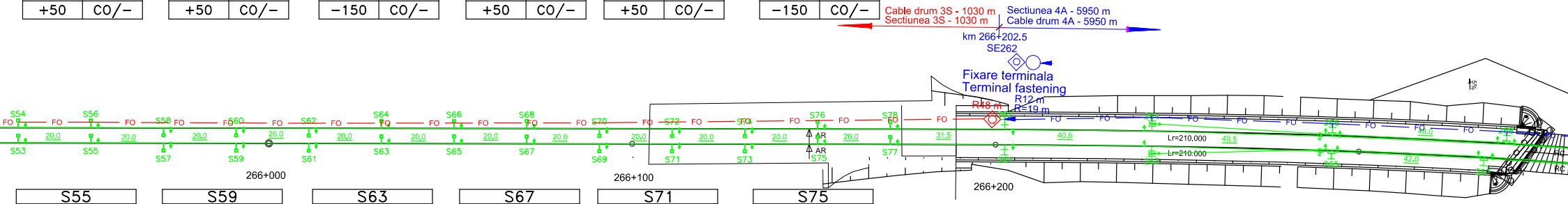
Cable drum 3S - 1030 m
Sectiunea 3S - 1030 m
Sectiunea 4A - 5950 m
Cable drum 4A - 5950 m
km 266+202.5
SE262
Fixare terminala
Terminal fastening
R12 m
R=19 m
R48 m
5%
S54
S53
S56
S55
S58
S57
S60
S59
S62
S61
S64
S63
S66
S65
S68
S67
S70
S69
S72
S71
S74
S73
S76
S75
S78
S77
262
261
264
263
266
265
268
267
FO
20.0
31.5
40.5
49.5
48.0
42.0
AR
Lr=210.000
Lr=210.000
RC
266+000
266+100
266+200

S55	
H	951
–	–
–	–
–	–

E1	
–	–
–	–
–	DD
+50	CO/–

S59	
H	991
–	–
–	–
–	–

E1	
–	–
–	–
–	DD
–150	CO/–

S63	
H	031
–	–
–	–
–	–

E1	
–	–
–	–
–	DD
+50	CO/–

S67	
H	071
–	–
–	–
–	–

E1	
–	–
–	–
–	DD
+50	CO/–

S71	
H	111
–	–
–	–
–	–

E1	
–	–
–	–
–	DD
–150	CO/–

S75	
H	151
–	–
–	–
–	–

E1	
–	–
–	–
–	DD
+50	CO/–

265	
H	292.5
–	–
–	–
–	–

E1	
6000	–
1300	–
7300	A
+350	CO/–

E2	
5500	–
1400	–
6900	DI
+150	CO/–

267	
H	334.5
–	–
–	–
–	–

E1	
5500	–
2000	–
7500	DI
+350	CO/–

E2	
5500	–
1300	–
6800	DI
+150	CO/–

S57	
H	971
–	–
–	–
–	–

E1	
–	–
–	–
–	DD
–50	CO/–

S61	
H	011
–	–
–	–
–	–

E1	
–	–
–	–
–	DD
–50	CO/–

S65	
H	051
–	–
–	–
–	–

E1	
–	–
–	–
–	DD
+150	CO/–

S69	
H	091
–	–
–	–
–	–

E1	
–	–
–	–
–	DD
–50	CO/–

S73	
H	131
–	–
–	–
–	–

E1	
–	–
–	–
–	DD
–50	CO/–

S77	
H	171
–	–
–	–
–	–

E1	
–	–
–	–
–	DD
+150	CO/–

261	
H	202.5
–	–
–	–
–	–

E1	
5500	–
1400	–
6900	DD
–100	CO/–

263	
H	243
–	–
An	–
–	–

E1	
5500	–
1400	–
6900	DI
+200	CO/–

270	
H	391
–	–
–	–
–	–

E1	
5500	–
1400	–
6900	DD
–250	CO/–

E2	
6000	–
1300	–
7300	A
+50	CO/–

272	
H	435
–	–
An	–
–	–

E1	
5500	–
1400	–
6900	DD
–150	CO/–

274	
H	480
–	–
–	–
–	–

E1	
5500	–
1400	–
6900	DD
–250	CO/–

276	
H	520.5
–	–
–	–
–	–

E1	
5500	–
1400	–
6900	DD
–150	CO/–

278	
H	553.5
–	–
–	–
–	–

E1	
5500	–
1400	–
6900	DD
–250	CO/–

280	
H	594
–	–
–	–
–	–

E1	
5500	–
1400	–
6900	DD
–150	CPS/–

282	
H	639
–	–
–	–
–	–

E1	
5500	–
1400	–
6900	DD
–250	CPS/–

284	
H	684
–	–
–	–
–	–

E1	
5500	–
1400	–
6900	DD
–150	CPS/–

286	
H	729
–	–
–	–
–	–

E1	
5500	–
1400	–
6900	DD
–250	CPS/–

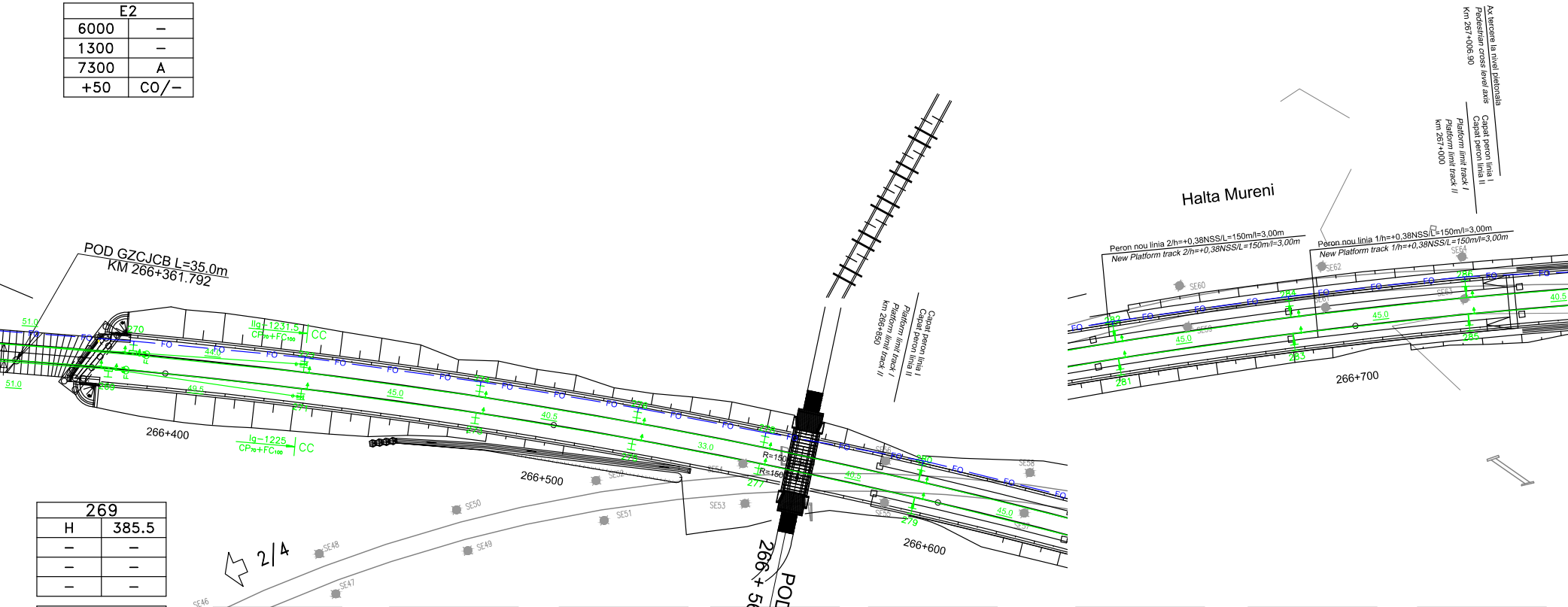
Ax tercere la nivel pietonala
Pedestrian cross level axis
Km 267+006.90
Capat peron linia I
Capat peron linia II
Platform limit track I
Platform limit track II
km 267+000
Halta Mureni
Peron nou linia 2/h=+0,38NSS/L=150m/l=3,00m
New Platform track 2/h=+0,38NSS/L=150m/l=3,00m
Peron nou linia 1/h=+0,38NSS/L=150m/l=3,00m
New Platform track 1/h=+0,38NSS/L=150m/l=3,00m
POD GZCJCB L=35.0m
KM 266+361.792
Capat peron linia I
Capat peron linia II
Platform limit track I
Platform limit track II
km 266+850
266+400
266+500
266+600
266+700
lg=1231.5
CP₇₀+FC₁₀₀
CC
lg=1225
CP₇₀+FC₁₀₀
CC
R=150
R=150
2/4
PODET D5
266+563.082
FO
SE47
SE48
SE49
SE50
SE51
SE53
SE56
SE58
SE60
SE62
SE63
SE64
270
271
272
273
274
275
276
277
278
279
280
281
282
283
284
285
286
51.0
44.0
45.0
49.5
40.5
33.0

269	
H	385.5
–	–
–	–
–	–

E1	
5500	–
1400	–
6900	DI
+250	CO/–

E2	
6000	–
1300	–
7300	A
+50	CO/–

271	
H	435
–	–
An	–
–	–

E1	
5500	–
1400	–
6900	DI
+150	CO/–

273	
H	480
–	–
–	–
–	–

E1	
5500	–
1400	–
6900	DI
+250	CO/–

275	
H	520.5
–	–
–	–
–	–

E1	
5500	–
1400	–
6900	DI
+150	CO/–

2[illegible]	
H	553.5
–	–
–	–
–	–

E1	
5500	–
1400	–
6900	DI
+250	CO/–

279	
H	594
–	–
–	–
–	–

E1	
5500	–
1400	–
6900	DI
+150	CPS/–

281	
H	639
–	–
–	–
–	–

E1	
5500	–
1400	–
6900	DI
+250	CPS/–

283	
H	684
–	–
–	–
–	–

E1	
5500	–
1400	–
6900	DI
+150	CPS/–

285	
H	729
–	–
–	–
–	–

E1	
5500	–
1400	–
6900	DI
+250	CPS/–

288	
H	769.5
–	–
An	–
–	–
E1	
5500	–
1400	–
6900	DD
−150	CO/−

290	
H	814.5
–	–
–	–
–	–
E1	
5500	–
1400	–
6900	DD
−250	CO/−

292	
H	859.5
–	–
An	–
–	–
E1	
5500	–
1400	–
6900	DD
0	CO/−

294	
H	900
–	–
–	–
–	–
E1	
5500	–
1400	–
6900	DD
−200	CO/−

296	
H	940.5
–	–
–	–
–	–
E1	
5500	–
1400	–
6900	DI
+150	CO/−

298	
H	990
–	–
–	–
–	–
E1	
5500	–
1400	–
6900	DD
−200	CO/−

300	
H	039.5
–	–
–	–
–	–
E1	
5500	–
1400	–
6900	DI
+200	CO/−

302	
H	089
–	–
–	–
–	–
E1	
5500	–
1400	–
6900	DD
−200	CO/−

304	
H	134
–	–
–	–
–	–
E1	
5500	–
1400	–
6900	DI
+200	CO/−

306	
H	183.5
–	–
–	–
–	–
E1	
5500	–
1400	–
6900	DD
−200	CO/−

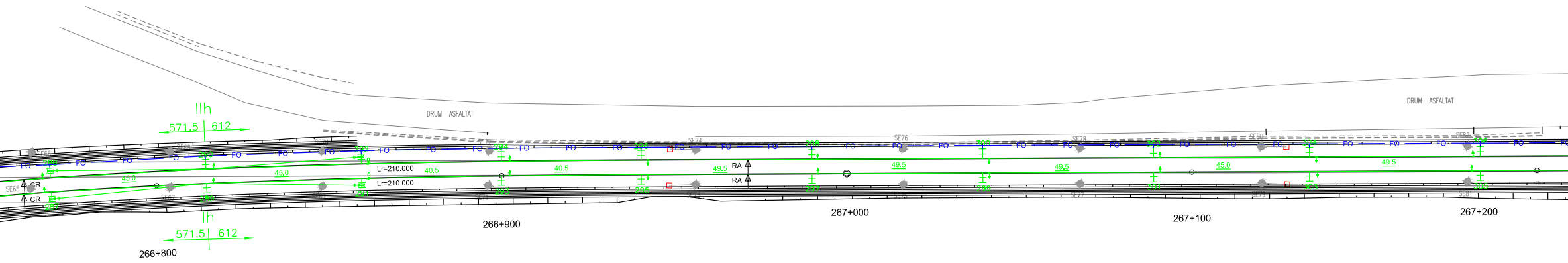
IIh
571.5 | 612
Ih
571.5 | 612
DRUM ASFALTAT
DRUM ASFALTAT
SE65
SE66
SE67
SE68
SE69
SE70
SE71
SE72
CR
CR
FO
Lr=210.000
Lr=210.000
45.0
45.0
40.5
40.5
49.5
45.0
RA
RA
266+800
266+900
267+000
267+100
267+200

287	
H	769.5
–	–
An	–
–	–
E1	
5500	–
1400	–
6900	DI
+150	CO/−

289	
H	814.5
–	–
–	–
–	–
E1	
5500	–
1400	–
6900	DI
+250	CO/−

291	
H	859.5
–	–
An	–
–	–
E1	
5500	–
1400	–
6900	DI
0	CO/−

293	
H	900
–	–
–	–
–	–
E1	
5500	–
1400	–
6900	DI
+200	CO/−

295	
H	940.5
–	–
–	–
–	–
E1	
5500	–
1400	–
6900	DD
−150	CO/−

297	
H	990
–	–
–	–
–	–
E1	
5500	–
1400	–
6900	DI
+200	CO/−

299	
H	039.5
–	–
–	–
–	–
E1	
5500	–
1400	–
6900	DD
−200	CO/−

301	
H	089
–	–
–	–
–	–
E1	
5500	–
1400	–
6900	DI
+200	CO/−

303	
H	134
–	–
–	–
–	–
E1	
5500	–
1400	–
6900	DD
−200	CO/−

305	
H	183.5
–	–
–	–
–	–
E1	
5500	–
1400	–
6900	DI
+200	CO/−

308	
H	233
–	–
–	–
–	–

E1	
5500	–
1400	–
6900	DI
+200	CO/–

310	
H	282.5
–	–
An	–
–	–

E1	
5500	–
1400	–
6900	DD
–200	CO/–

312	
H	327.5
–	–
–	–
–	–

E1	
5850	–
1450	–
7300	A
0	CO/–

E2	
5500	–
1400	–
6900	DI
+200	CO/–

314	
H	377
–	–
–	–
–	–

E1	
5500	–
1400	–
6900	DD
–200	CO/–

E2	
5850	–
1450	–
7300	A
0	CO/–

316	
H	426.5
–	–
An	–
–	–

E1	
5500	–
1400	–
6900	DI
+200	CO/–

318	
H	476
–	–
An	–
–	–

E1	
5500	–
1400	–
6900	DD
–200	CO/–

320	
H	525.5
–	–
–	–
–	–

E1	
5850	–
1450	–
7300	A
0	CO/–

E2	
5500	–
1400	–
6900	DI
+200	CO/–

322	
H	575
–	–
–	–
–	–

E1	
5500	–
1400	–
6900	DD
–200	CO/–

E2	
5850	–
1450	–
7300	A
0	CO/–

324	
H	620
–	–
An	–
–	–

E1	
5500	–
1400	–
6900	DI
+200	CO/–

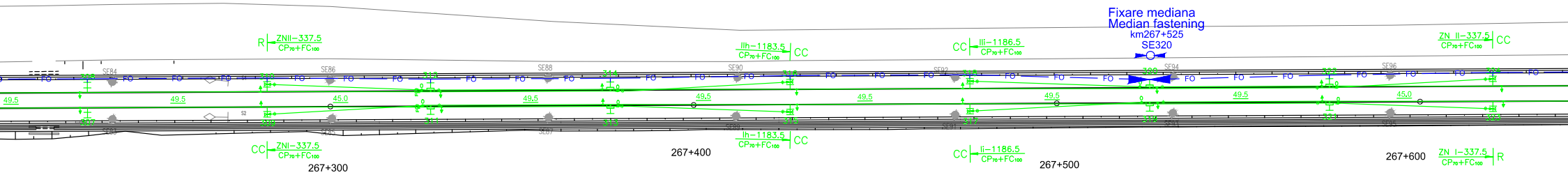
Fixare mediana
Median fastening
km267+525
SE320
R ZNII–337.5 CP70+FC100
IIh–1183.5 CP70+FC100 CC
CC IIi–1186.5 CP70+FC100
ZN II–337.5 CP70+FC100 CC
SE84
SE86
SE88
SE90
SE92
SE94
SE96
FO
49.5
45.0
308
310
312
314
316
318
320
322
324
307
309
311
313
315
317
319
321
323
S2
CC ZNI–337.5 CP70+FC100
Ih–1183.5 CP70+FC100 CC
CC Ii–1186.5 CP70+FC100
ZN I–337.5 CP70+FC100 R
267+300
267+400
267+500
267+600

307	
H	233
–	–
–	–
–	–

E1	
5500	–
1400	–
6900	DD
–200	CO/–

309	
H	282.5
–	–
An	–
–	–

E1	
5500	–
1400	–
6900	DI
+200	CO/–

311	
H	327.5
–	–
–	–
–	–

E1	
5850	–
1450	–
7300	A
0	CO/–

E2	
5500	–
1400	–
6900	DD
–200	CO/–

313	
H	377
–	–
–	–
–	–

E1	
5500	–
1400	–
6900	DI
+200	CO/–

E2	
5850	–
1450	–
7300	A
0	CO/–

315	
H	426.5
–	–
An	–
–	–

E1	
5500	–
1400	–
6900	DD
–200	CO/–

317	
H	476
–	–
An	–
–	–

E1	
5500	–
1400	–
6900	DI
+200	CO/–

319	
H	525.5
–	–
–	–
–	–

E1	
5850	–
1450	–
7300	A
0	CO/–

E2	
5500	–
1400	–
6900	DD
–200	CO/–

321	
H	575
–	–
–	–
–	–

E1	
5500	–
1400	–
6900	DI
+200	CO/–

E2	
5850	–
1450	–
7300	A
0	CO/–

323	
H	620
–	–
An	–
–	–

E1	
5500	–
1400	–
6900	DD
–200	CO/–

326		328		330		332		334		336		338		340		342		344	
H	669.5	H	719	H	768.5	H	818	H	867.5	H	912.5	H	944.5	H	981	H	013.5	H	058.5
–	–	–	–	–	–	–	–	–	–	–	–	–	–	–	–	–	–	–	–
–	–	–	–	–	–	–	–	–	–	–	–	–	–	–	–	An	–	–	–
–	–	–	–	–	–	–	–	–	–	–	–	–	–	–	–	–	–	–	–

E1		E1		E1		E1		E1		E1		E1		E1		E1		E1	
5500	–	5500	–	5500	–	5500	–	5500	–	5500	–	5500	–	5500	–	5500	–	5500	–
1400	–	1400	–	1400	–	1400	–	1400	–	1400	–	1400	–	1400	–	1400	–	1400	–
6900	DD	6900	DI	6900	DD	6900	DI	6900	DD	6900	DI	6900	DD	6900	DI	6900	DD	6900	DI
–200	CO/–	+200	CO/–	–200	CO/–	+200	CO/–	–200	CO/–	+200	CO/–	–200	CPS/–	+200	CPS/–	–200	CO/–	+200	CO/–

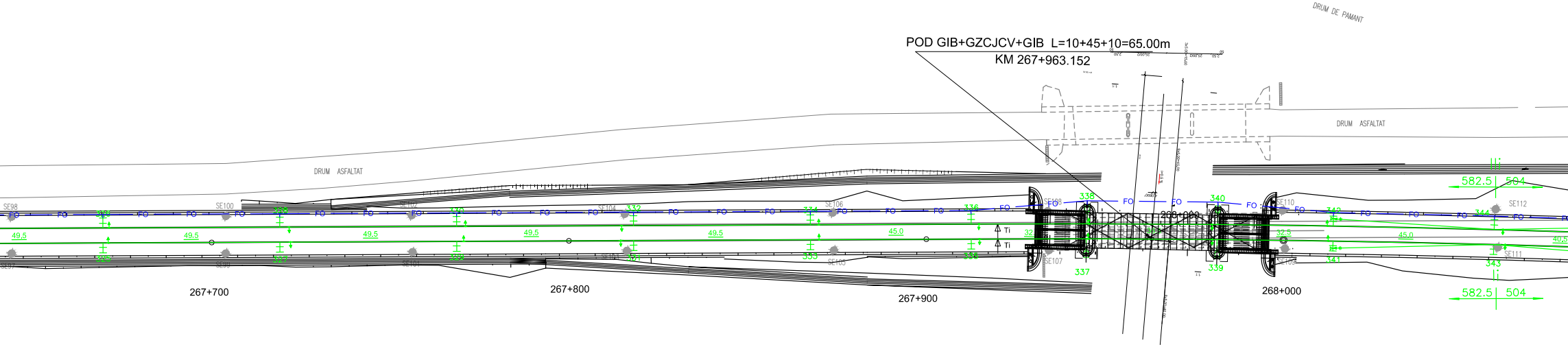
DRUM DE PAMANT
POD GIB+GZCJCV+GIB L=10+45+10=65.00m
KM 267+963.152
DRUM ASFALTAT
DRUM ASFALTAT
582.5
504
SE98
SE100
SE102
SE104
SE106
SE108
SE110
SE112
SE107
SE111
FO
49.5
45.0
32
32.5
40.5
Ti
Ti
336
337
338
339
340
341
342
343
344
267+700
267+800
267+900
268+000
268+000
582.5
504

325		327		329		331		333		335		337		339		341		343	
H	669.5	H	719	H	768.5	H	818	H	867.5	H	912.5	H	944.5	H	981	H	013.5	H	058.5
–	–	–	–	–	–	–	–	–	–	–	–	–	–	–	–	–	–	–	–
–	–	–	–	–	–	–	–	–	–	–	–	–	–	–	–	An	–	–	–
–	–	–	–	–	–	–	–	–	–	–	–	–	–	–	–	–	–	–	–

E1		E1		E1		E1		E1		E1		E1		E1		E1		E1	
5500	–	5500	–	5500	–	5500	–	5500	–	5500	–	5500	–	5500	–	5500	–	5500	–
1400	–	1400	–	1400	–	1400	–	1400	–	1400	–	1400	–	1400	–	1400	–	1400	–
6900	DI	6900	DD	6900	DI	6900	DD	6900	DI	6900	DD	6900	DI	6900	DD	6900	DI	6900	DD
+200	CO/–	–200	CO/–	+200	CO/–	–200	CO/–	+200	CO/–	–200	CO/–	+200	CPS/–	–200	CPS/–	+200	CO/–	–200	CO/–

346	
H	099
–	–
An	–
–	–

E1	
5500	–
1400	–
6900	DD
–200	CO/–

348	
H	144
–	–
–	–
–	–

E1	
5500	–
1400	–
6900	DI
+200	CO/–

350	
H	184.5
–	–
–	–
–	–

E1	
5500	–
1400	–
6900	DD
–200	CO/–

352	
H	225
–	–
–	–
–	–

E1	
5500	–
1400	–
6900	DI
+200	CO/–

354	
H	270
–	–
–	–
–	–

E1	
5500	–
1400	–
6900	DD
–200	CO/–

356	
H	319.5
–	–
–	–
–	–

E1	
5500	–
1400	–
6900	DI
0	CO/–

358	
H	369
–	–
–	–
–	–

E1	
5500	–
1400	–
6900	DI
+200	CO/–

360	
H	418.5
–	–
An	–
–	–

E1	
5500	–
1400	–
6900	DD
–200	CO/–

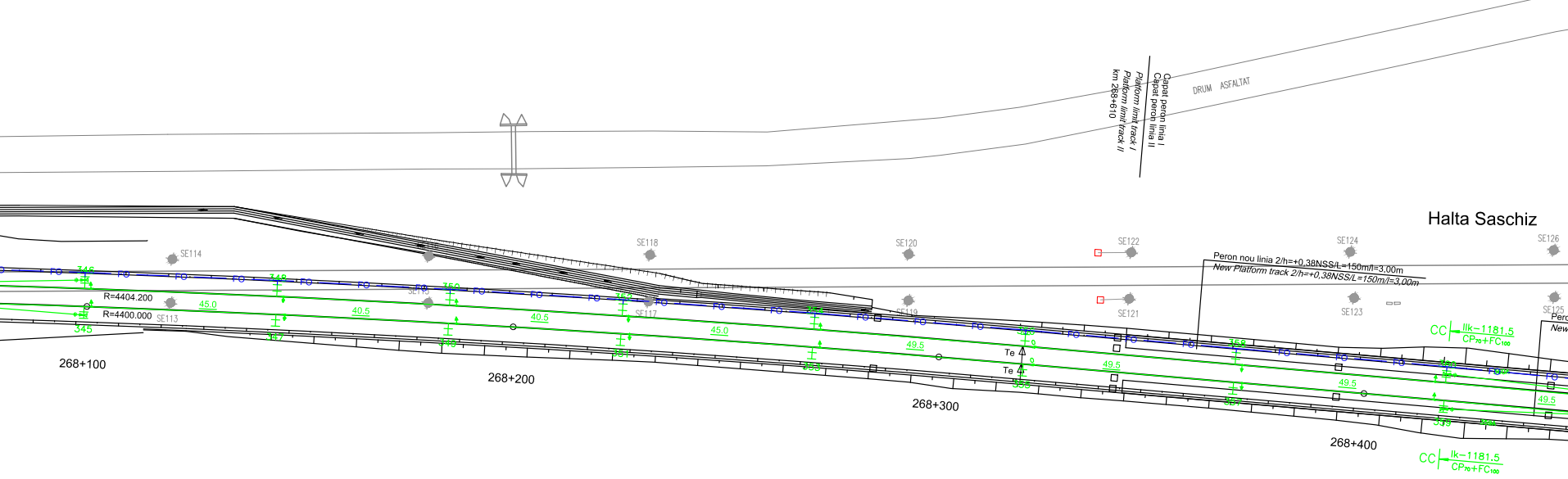

DRUM ASFALTAT
Capat peron linia I
Capat peron linia II
Platform limit track I
Platform limit track II
km 268+610
Halta Saschiz
SE114
SE113
SE118
SE117
SE120
SE119
SE122
SE121
SE124
SE123
SE126
SE125
Peron nou linia 2/h=+0,38NSS/L=150m/l=3,00m
New Platform track 2/h=+0,38NSS/L=150m/l=3,00m
R=4404.200
R=4400.000
FO
345
346
347
348
349
350
351
352
353
354
355
356
357
358
359
360
45.0
40.5
40.5
40.5
45.0
49.5
49.5
49.5
49.5
Te
Te
CC IIk–1181.5 CP70+FC100
CC IIk–1181.5 CP70+FC100
268+100
268+200
268+300
268+400

345	
H	099
–	–
An	–
–	–

E1	
5500	–
1400	–
6900	DI
+200	CO/–

347	
H	144
–	–
–	–
–	–

E1	
5500	–
1400	–
6900	DD
–200	CO/–

349	
H	184
–	–
–	–
–	–

E1	
5500	–
1400	–
6900	DI
+200	CO/–

351	
H	225
–	–
–	–
–	–

E1	
5500	–
1400	–
6900	DD
–200	CO/–

353	
H	270
–	–
–	–
–	–

E1	
5500	–
1400	–
6900	DI
+200	CO/–

355	
H	319.5
–	–
–	–
–	–

E1	
5500	–
1400	–
6900	DD
0	CO/–

357	
H	369
–	–
–	–
–	–

E1	
5500	–
1400	–
6900	DD
–200	CO/–

359	
H	418.5
–	–
An	–
–	–

E1	
5500	–
1400	–
6900	DI
+200	CO/–

362	
H	468
–	–
–	–
–	–
E1	
5850	–
1450	–
7300	A
0	CO/–
E2	
5500	–
1400	–
6900	DI
+200	CO/–

364	
H	517.5
–	–
–	–
–	–
E1	
5500	–
1400	–
6900	DD
−200	CO/–
E2	
5850	–
1450	–
7300	A
0	CO/–

366	
H	562.5
–	–
An	–
–	–
E1	
5500	–
1400	–
6900	DI
+200	CO/–

368	
H	603
–	–
–	–
–	–
E1	
5500	–
1400	–
6900	DI
0	CO/–

370	
H	643.5
–	–
–	–
–	–
E1	
5500	–
1400	–
6900	DI
+250	CO/–

372	
H	682
–	–
–	–
–	–
E1	
5500	–
1400	–
6900	DI
+150	CO/–

374	
H	727
–	–
–	–
–	–
E1	
5500	–
1400	–
6900	DI
+250	CO/–

376	
H	776.5
–	–
–	–
–	–
E1	
5500	–
1400	–
6900	DI
+150	CO/–

378	
H	826
–	–
–	–
–	–
E1	
5500	–
1400	–
6900	DI
+250	CO/–

380	
H	875.5
–	–
–	–
–	–
E1	
5500	–
1400	–
6900	DI
+150	CO/–


Capat peron linia I
Capat peron linia II
Platform limit track I
Platform limit track II
km 268+760
DRUM ASFALTAT
SE127
SE128
SE129
SE130
SE131
SE132
SE133
SE134
SE135
SE136
SE137
SE138
SE139
SE140
SE141
SE142
SE143
SE144
on nou linia 1/h=+0,38NSS/L=150m/l=3,00m
Platform track 1/h=+0,38NSS/L=150m/l=3,00m
Bazin de colectare a apelor km 268+501
IIi−1086.5
CP70+FC100
CC
Ii−1086.5
CP70+FC100
CC
FO
AR
AR
49.5
45.0
40.5
40.5
38.5
45.0
49.5
49.5
49.5
Lr=210.000
Lr=210.000
RC
RC
268+500
268+600
268+700
268+800

361	
H	468
–	–
–	–
–	–
E1	
5850	–
1450	–
7300	A
0	CO/–
E2	
5500	–
1400	–
6900	DD
−200	CO/–

363	
H	517.5
–	–
–	–
–	–
E1	
5500	–
1400	–
6900	DI
+200	CO/–
E2	
5850	–
1450	–
7300	A
0	CO/–

365	
H	562.5
–	–
An	–
–	–
E1	
5500	–
1400	–
6900	DD
−200	CO/–

367	
H	603
–	–
–	–
–	–
E1	
5500	–
1400	–
6900	DD
0	CO/–

369	
H	643.5
–	–
–	–
–	–
E1	
5500	–
1400	–
6900	DD
−250	CO/–

371	
H	682
–	–
–	–
–	–
E1	
5500	–
1400	–
6900	DD
−150	CO/–

373	
H	727
–	–
–	–
–	–
E1	
5500	–
1400	–
6900	DD
−250	CO/–

375	
H	776.5
–	–
–	–
–	–
E1	
5500	–
1400	–
6900	DD
−150	–

377	
H	826
–	–
–	–
–	–
E1	
5500	–
1400	–
6900	DD
−250	CO/–

379	
H	875.5
–	–
–	–
–	–
E1	
5500	–
1400	–
6900	DD
−150	CO/–

382	
H	920.5
–	–
–	–
–	–

E1	
5500	–
1400	–
6900	DI
+250	CO/–

384	
H	970
–	–
An	–
–	–

E1	
5500	–
1400	–
6900	DI
+150	CO/–

386	
H	019.5
–	–
–	–
–	–

E1	
5500	–
1400	–
6900	DI
+250	CO/–

4/4 ⇨

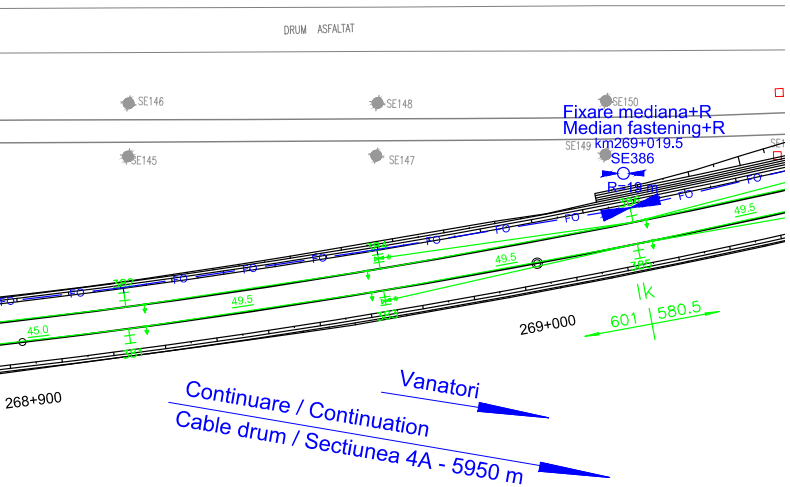
DRUM ASFALTAT
SE146
SE148
SE150
SE145
SE147
SE149
Fixare mediana+R
Median fastening+R
km269+019.5
SE386
R=19 m
FO
382
384
386
381
383
385
45.0
49.5
Ik
601
580.5
269+000
268+900
Vanatori
Continuare / Continuation
Cable drum / Sectiunea 4A - 5950 m

LEGENDA
LEGEND

CTM	◇	Camereta cu mufa de jonctiune Handhole with junction box
CTM	◇	Camereta cu rezerva Handhole with cable reserve
CT	☐	Camera de tragere cu mufa de jonctiune Manhole with junction box
CT	☐	Camera de tragere cu rezerva Manhole with cable reserve
CTS	☐	Camera de tragere speciala pentru subtraversare Special manhhole for undercrossing
	▶○◀	Fixare mediana Median fastening
	▶○◇	Fixare terminala Terminal fastening
	— FO —	Cablu cu fibre optice aerian Aerial optical fiber cable
	— FO —	Cablu cu fibre optice subteran Underground optical fiber cable
	—▭FO▭—	Teava PVC Φ 110 mm / canal metalic PVC pipe Φ 110 mm / metallic chanel
	— FO —	Cablu cu fibre optice special pentru tunel protejat in duct HDPE Φ 40 mm instalat in canal de beton al tunelului Special OF cable for tunnels proteated in HDPE duct Φ 40 mm installed in concrete channel of tunnel

NOTA / NOTE:

* Dupa instalarea cablurilor canalul de beton va fi umplut cu nisip

* After all cables installing the concrete channel will be filled up with sand

381	
H	920.5
–	–
–	–
–	–

E1	
5500	–
1400	–
6900	DD
–250	CO/–

383	
H	970
–	–
An	–
–	–

E1	
5500	–
1400	–
6900	DD
–150	CO/–

385	
H	019.5
–	–
–	–
–	–

E1	
5500	–
1400	–
6900	DD
–250	CO/–

Indice Index	Data Date	Modificare Modification/Revision	Proiectant Designer	Aprobat Approved

VERNUL ROMANIEI
ANIAN GOVERNMENT

PROIECT FINANŢAT DE UNIUNEA E
EUROPEAN UNION FINANCE

C.N.C.F.

CLIENT / CLIENT

ITALFERR
GRUPPO FERROVIE DELLO STATO
Joint Venture leader

Scott Wilson

OBERMEYE
PLANEN + BERATEN Gm

CONSULTANT / CONSULTANT

Aprobat Approved	Şef proiect Project manager	R. Liuzza
Aprobat Approved	Coordonator Secțiune 1 Section 1 Coordinator	C. Gambelli
Verificat Checked	Expert Verificator Checking Expert	Pino Amodio

SUBCONTRACTANT / SUBCONTRACTOR

AREX COMPANY

Aprobat Approved	Responsabil Subcontractant Subcontractor Responsible	A.Stanciu - Dinulescu
Întocmit Elaborated	Proiectant Designer	Gabriela Trifan

Reabilitarea liniei de cale ferata Braşov - Simeria, parte componentă a coridorului IV Pan Eu
pentru circulația trenurilor cu viteza maximă de 160 km/h,
Tronsonul : Braşov - Sighişoara
Rehabilitation of the railway line Braşov - Simeria, component Part of the IV Pan-European C
for the trains circulation with maximum speed of 160 km/h,
Section : Braşov - Sighişoara

Denumire desen / Drawing Title :

Interval - ARCHITA-VANATORI -
CABLU CU FIBRE OPTICE (Cablul
Plan de situatie
FIBER OPTIC CABLE (cable 1)
Layout Plan

Codificare / Codification System

Scara / Scale
1:1000

E A 5 1 | 0 1 | E | 1 6 | L 7 | S E | 0 6 | 1

Consultant d Consultant	Aprobat CFR Approved CFR

UROPEANĂ
D PROJECT

"C.F.R." - S.A.

R
bH

TECNIC
Consulting Engineers

Data Date	Semnătură Signature
01.2012	
01.2012	
01.2012	
01.2012	
01.2012	

uropean,	*Proiect/Project* *2004/RO/16/P/PA/003*
Corridor,	Faza / Phase: P.Th. / T.D.

Section
1)

LOT / LOT	Nr. / No 03 / 04

7 0 0 1 1