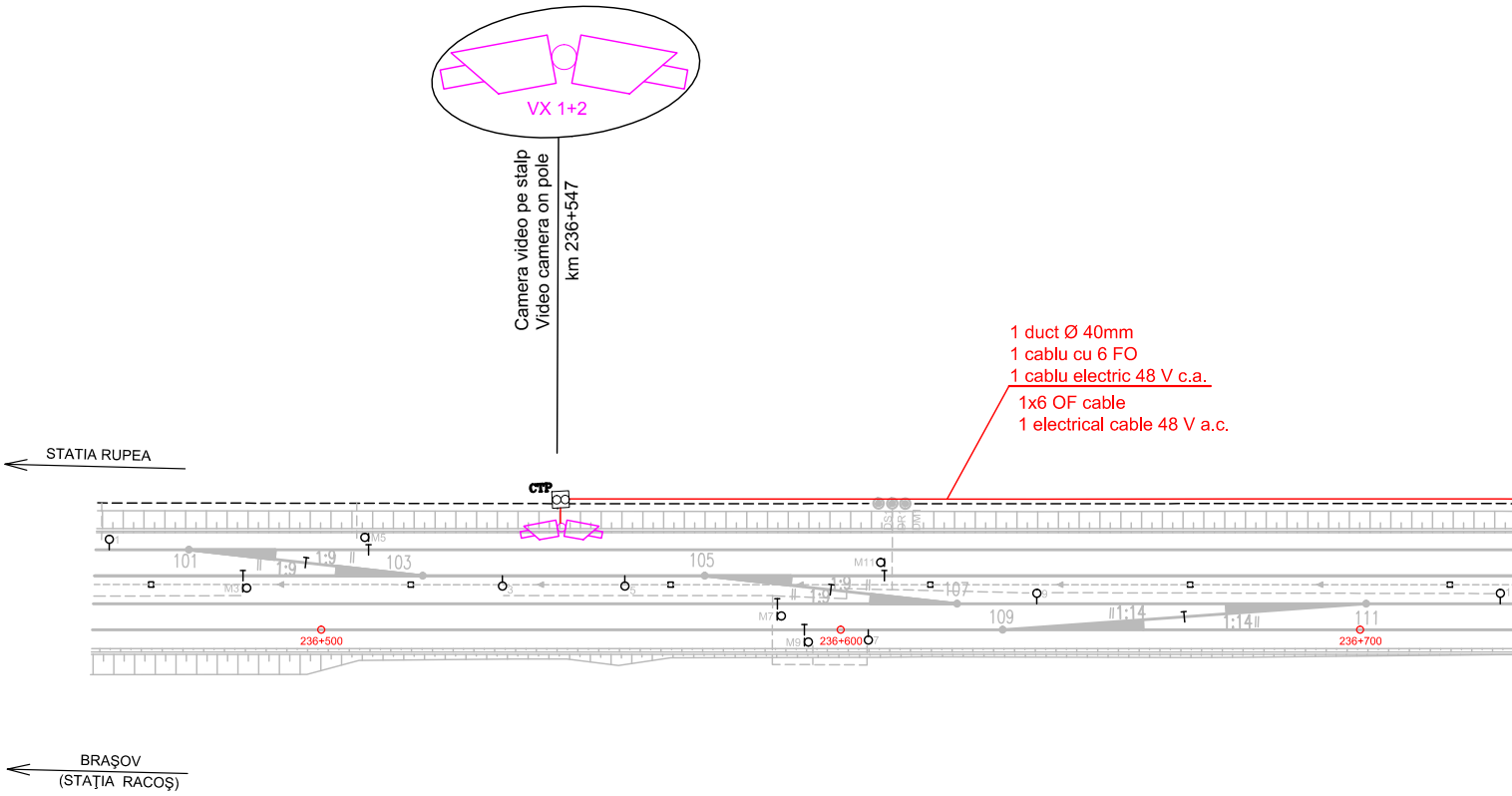
VX 1+2
Camera video pe stalp
Video camera on pole
km 236+547
1 duct Ø 40mm
1 cablu cu 6 FO
1 cablu electric 48 V c.a.
1x6 OF cable
1 electrical cable 48 V a.c.
STATIA RUPEA
CTP
DS1
DR1
DMT
1
M5
101
1:9
1:9
103
105
M3
3
5
M11
1:9
1:9
107
9
M7
109
1:14
1:14
111
M9
7
236+500
236+600
236+700
BRAŞOV
(STAŢIA RACOŞ)

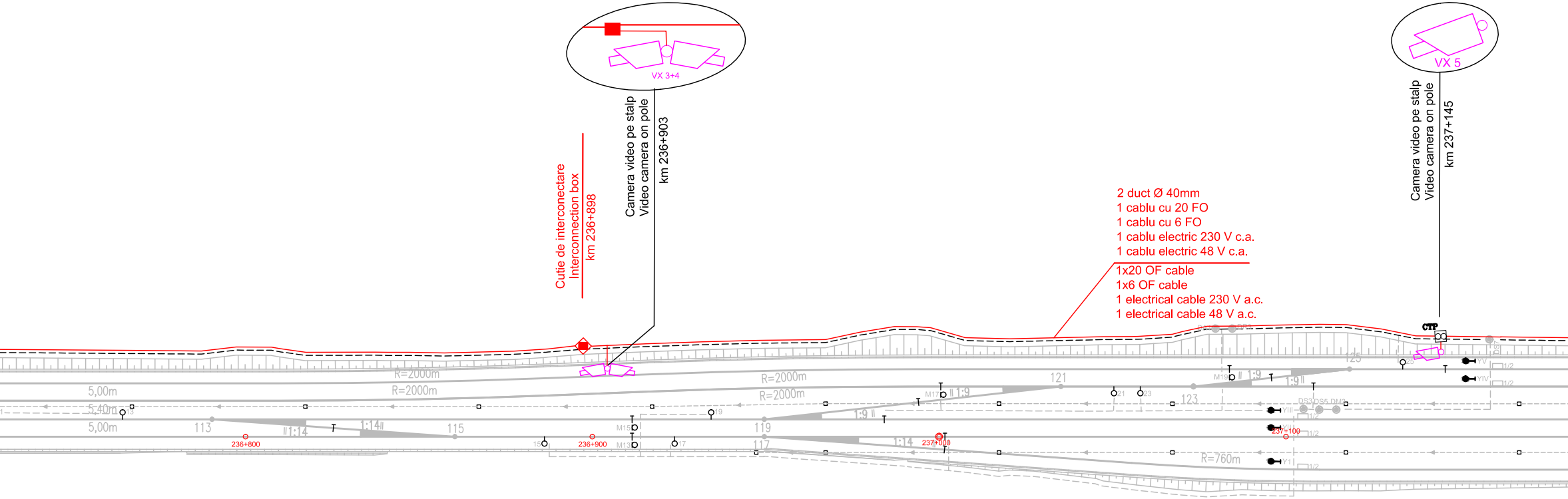
VX 3+4
Camera video pe stalp
Video camera on pole
km 236+903
Cutie de interconectare
Interconnection box
km 236+898
VX 5
Camera video pe stalp
Video camera on pole
km 237+145
2 duct Ø 40mm
1 cablu cu 20 FO
1 cablu cu 6 FO
1 cablu electric 230 V c.a.
1 cablu electric 48 V c.a.
1x20 OF cable
1x6 OF cable
1 electrical cable 230 V a.c.
1 electrical cable 48 V a.c.
CTP
R=2000m
R=2000m
R=2000m
R=2000m
R=760m
5,00m
5,40m
5,00m
113
115
117
119
121
123
125
1:14
1:14
1:14
1:9
1:9
1:9
1:9
13
15
17
19
21
23
25
M13
M15
M17
M19
236+800
236+900
237+000
237+100
YI
YII
YIII
YIV
YV
DS3
DS5
DM3
DS7
1/2

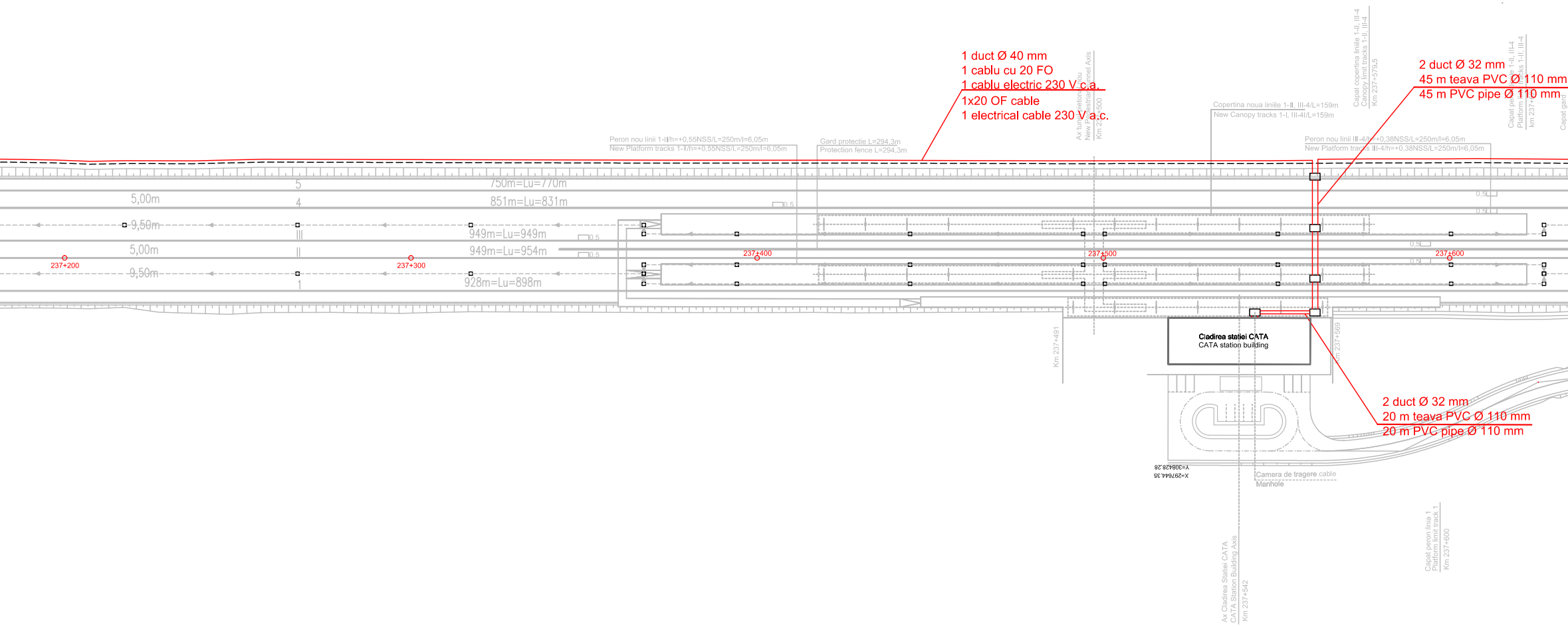
1 duct Ø 40 mm
1 cablu cu 20 FO
1 cablu electric 230 V c.a.
1x20 OF cable
1 electrical cable 230 V a.c.
Ax tunel pietonal nou
New Pedestrian Tunnel Axis
Km 237+500
Capat copertina liniile 1-II, III-4
Canopy limit tracks 1-II, III-4
Km 237+579.5
2 duct Ø 32 mm
45 m teava PVC Ø 110 mm
45 m PVC pipe Ø 110 mm
Capat peron liniile 1-II, III-4
Platform limit tracks 1-II, III-4
km 237+
Capat gard
Copertina noua liniile 1-II, III-4/L=159m
New Canopy tracks 1-I, III-4I/L=159m
Peron nou linii 1-II/h=+0,55NSS/L=250m/l=6,05m
New Platform tracks 1-II/h=+0,55NSS/L=250m/l=6,05m
Gard protectie L=294,3m
Protection fence L=294,3m
Peron nou linii III-4/h=+0,38NSS/L=250m/l=6,05m
New Platform tracks III-4/h=+0,38NSS/L=250m/l=6,05m
5
750m=Lu=770m
5,00m
4
851m=Lu=831m
0.5
9,50m
III
949m=Lu=949m
5,00m
II
949m=Lu=954m
237+200
237+300
237+400
237+500
237+600
9,50m
1
928m=Lu=898m
0,5
Km 237+491
Cladirea statiei CATA
CATA station building
Km 237+569
2 duct Ø 32 mm
20 m teava PVC Ø 110 mm
20 m PVC pipe Ø 110 mm
Y=308428.28
X=297644.35
Camera de tragere cable
Manhole
Ax Cladirea Statiei CATA
CATA Station Building Axis
Km 237+542
Capat peron linia 1
Platform limit track 1
Km 237+600



13 m Teava OLZn 2,5"
13 m Zn coated steel pipe 2,5"

1xduct Ø 40mm
1 cablu cu 20 FO
1 cablu electric 230 V c.a.
1x20 OF cable
1 electrical cable 230 V a.c.

1 duct Ø 40mm
1 cablu cu 20 FO
1 cablu electric 230 V c.a.
1x20 OF cable
1 electrical cable 230 V a.c.

Camera video pe stalp
Video camera on pole
km 238+018

Cutie de interconectare
Interconnection box
km 238+023

VY 3
Protection fence limit
Km 237+640
237+700
237+800
237+900
238+000
DS4
DR4
DS6
X5
XIII
XII
X1
1/2
R=360m
R=760m
R=360m
1:9
114
110
108
112
14
16
10
12
M6
M8
M10
DM2
DR2
DS2
0+700.000
0+600.000
0+500.000

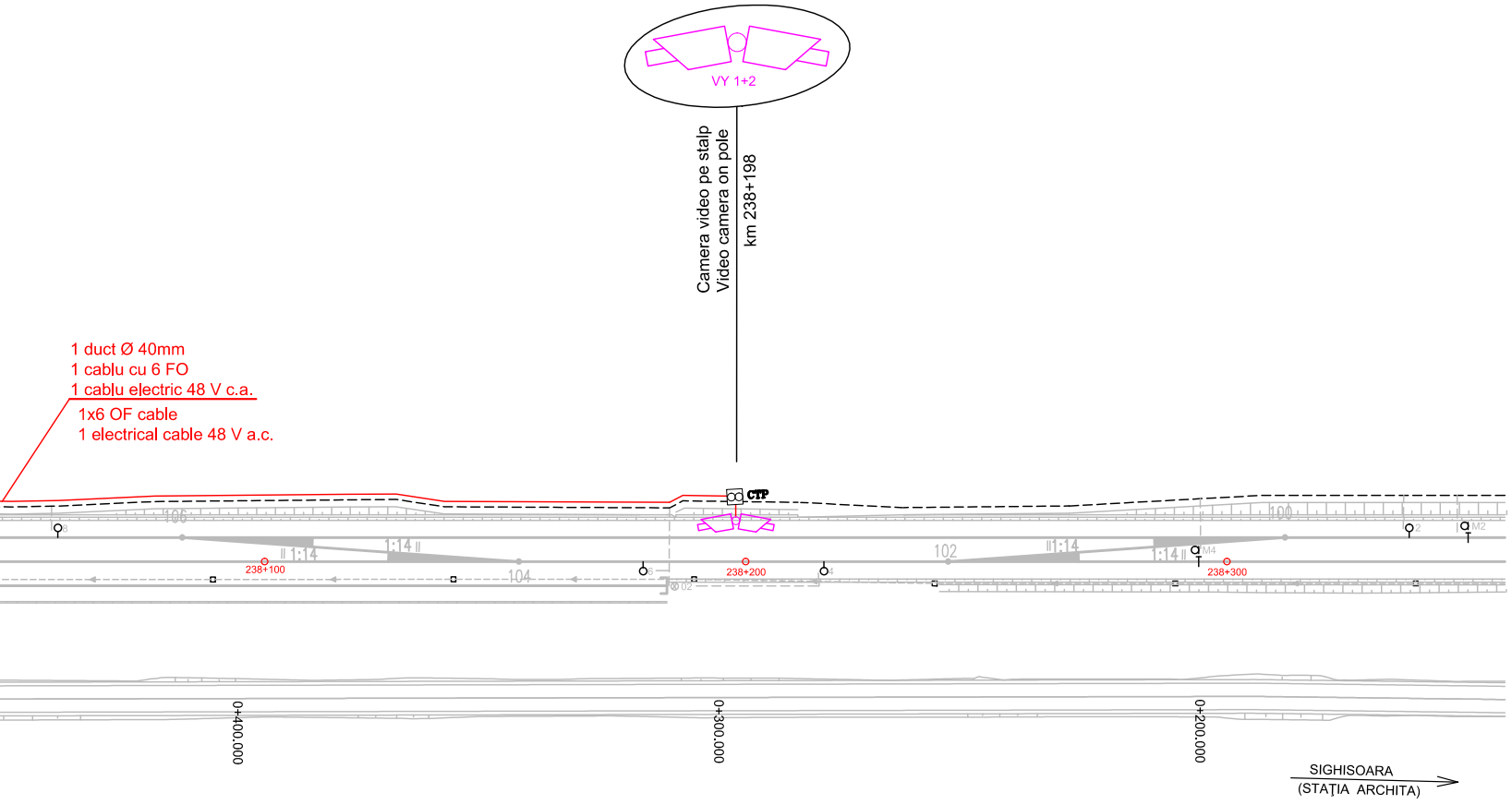
VY 1+2
Camera video pe stalp
Video camera on pole
km 238+198
1 duct Ø 40mm
1 cablu cu 6 FO
1 cablu electric 48 V c.a.
1x6 OF cable
1 electrical cable 48 V a.c.
CTP
106
1:14
1:14
104
102
1:14
1:14
100
8
6
4
2
M4
M2
02
238+100
238+200
238+300
0+400.000
0+300.000
0+200.000
SIGHISOARA
(STAȚIA ARCHITA)

LEGENDA - LEGEND

- - - - - - -	Trasa cablurilor de semnalizare Trace of the signalling cables
———	Trasa cablurilor pentru supravegherea video în şanţ comun cu cablurile de semnalizare Trace of the surveillance cables in the same trench with the signalling cables
———	Trasa cablurilor pentru supravegherea video în şanţ separat de cablurile de semnalizare Trace of the surveillance cables in a different trench from the signalling cables
	Cameră video montată pe stâlp Video camera mounted on pole
	Două camere video montate pe stâlp Two video camera mounted on pole
CT □	Cameră de tragere Manhole
◇	Cameretă de beton Handhole
CTP ○○	Cameretă din plastic Plastic handhole
◆	Cutie de interconectare instalată într-o cameretă Interconnection box in a handhole

NOTE - NOTES

1. Pentru racordarea camerelor video se folosesc cabluri cu
alimentare.

The video cameras from poles will be connected with fiber

2. Cablurile cu fibre optice vor avea capacitatea de 20 de fib
de interconectare şi camerele video.

The fiber optic cables will have 20 fibers from telecommun
interconnection box and the video cameras.

3. Alimentarea electrică pe cablu se va face la 230 V c.a. înt
interconectare şi camerele video.

The power suply on cables will use 230 V a.c. from teleco
between the interconnection box and the video cameras.

4. In general cablurile pentru supravegherea video a zonelor

Generally the cables for video surveillance will be installe

5. La cablurile cu fibre optice se vor lăsa rezerve de câte 6 m

On fiber optic cables will be mounted 6 m as reserves of c

6. Cablurile de alimentare se vor introduce numai în camerel
vor face lângă fiecare cameretă şi cameretă de plastic.

The power supply cables will enter only in mainholes and
each handhole and plastic handhole.

7. Camerele video pentru supravegherea zonelor de macaze

The video cameras for X and Y turn-out areas surveillance fibre optice pentru transmisia semnalului şi comenzilor şi cabluri electrice pentru

optic cables and electrical cables.

re între sala de echipamente Tc şi cutia de interconectare şi de 6 fibre între cutia

ication equipment room up to the interconnection box, and 6 fibers between the

re sala de echipamente Tc şi cutia de interconectare şi la 48 V c.a. între cutia de

ommunication equipment room up to the interconnection box and 48 V a.c.

de macaze se vor instala în şanţ comun cu cablurile de semnalizare.
d in the same trench with the signalling cables.

n în camerele de tragere, în camerete şi în cameretele de plastic.
able in each mainhole, handhole and plastic handhole.

e de tragere şi în cameretele cu cutii de interconectare. Rezervele de cablu se

in handholes with interconnection box. The reserves of cables will be made near

e X şi Y sunt notate cu VX, respectiv VY.
e are noted with VX, respectiv VY.

D					
C					
B					
A					
Indice Index	Data Date	Modificare Modification/Revision	Proiectant Designer	Aprobat Consultant Approved Consultant	Aprobat CFR Approved CFR

GUVERNUL ROMANIEI
ROMANIAN GOVERNMENT

PROIECT FINANŢAT DE UNIUNEA EUROPEANĂ
EUROPEAN UNION FINANCED PROJECT

CLIENT / CLIENT

C.N.C.F. "C.F.R." - S.A.

ITALFERR
GRUPPO FERROVIE DELLO STATO
Joint Venture leader

Scott Wilson

238+700

OBERMEYER
PLANEN + BERATEN GmbH

TECNIC
Consulting Engineers

CONSULTANT / CONSULTANT

			Data Date	Semnătură Signature
Aprobat Approved	Şef proiect Project manager	R. Liuzza		
Aprobat Approved	Coordonator Secţiune 1 Section 1 Coordinator	C. Gambelli		
Verificat Checked	Expert Cheie Key Expert	P. Amodio		

SUBCONTRACTANT / SUBCONTRACTOR

AREX COMPANY

Aprobat Approved	Responsabil Subconsultant Subconsultant Responsible	A. Stanciu - Dinulescu	12.2011	
Întocmit Elaborated	Proiectant Designer	Trifan Gabriela	12.2011	

Reabilitarea liniei de cale ferata Braşov - Simeria, parte componentă a coridorului IV Pan European, pentru circulaţia trenurilor cu viteza maximă de 160 km/h, **Tronsonul : Braşov - Sighişoara**
Rehabilitation of the railway line Braşov - Simeria, component Part of the IV Pan-European Corridor, for the trains circulation with maximum speed of 160 km/h,
Section : Braşov - Sighişoara

Proiect/Project
2004/RO/16/P/PA/003

Faza / Phase:
P.Th. / T.D.

Denumire desen / Drawing Title :

Plan de situatie Statia - CATA - Station Layout plan

Instalatia de supraveghere video a zonelor de macaze
Video Surveillance System for X and Y turn-outs areas

Codificare / Codification System	Scara / Scale 1:1000	LOT / LOT	Nr. / No 01 / 01

E A 5 1 | 0 1 | E | 1 3 | L 7 | S E | 0 5 | 1 | 7 | 0 0 3 | 1