TAMPLARIE EXTERIOARA ALUMINIU USI-FERESTRE CU GEAM TERMOPAN
EXTERIOR ALUMINUM DOORS-WINDOWS

NR.CRT.	VEDERE VIEW	MARCA	DIMENSIUNI GOL (cm) / DIMENSIUNE EXECUTIE (mm)	NR.BUC.	SENS DESCHIDERE	SUPRAFATA (m^2) PE BUCATA	SUPRAFATA (m^2) TOTAL	OBSERV.
1.	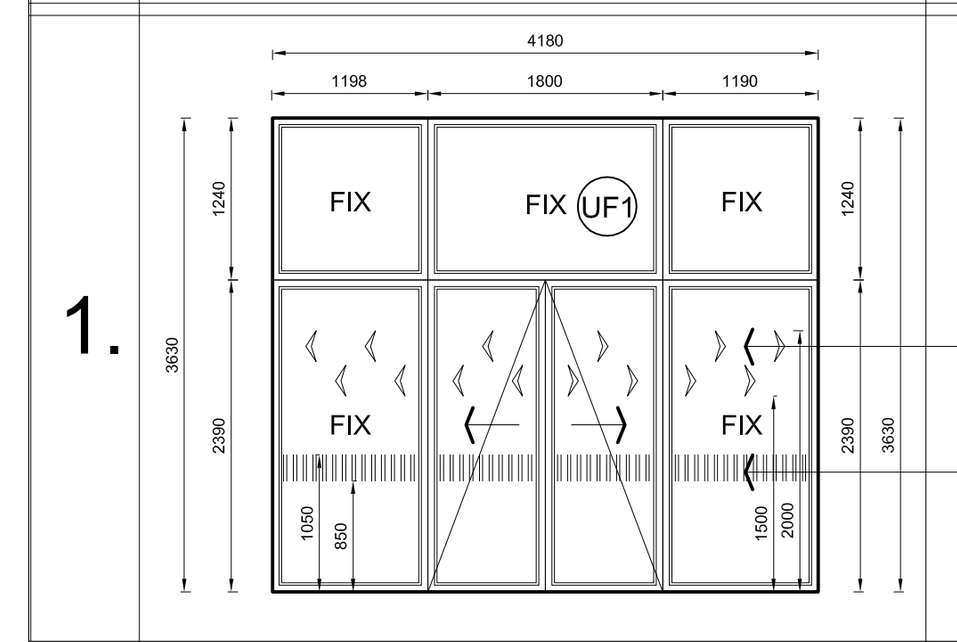	UF1	420x365cm 4180x3630mm LOGOS & CONTRASTED PATTERNS LOGOURI SI MODELE CONTRASTANTE	2.		15.17	30.34	USI GLISANTE SLIDING DOORS 01 HOL *MAIN HALL* Doors bear logos or contrasted patterns to prevent passengers form banging into the glass surface. Logos will be fixed at two height ranges: 850-1 050mm and 1 500-2 000mm. These markings shall contrast with the background against which they are viewed.UIC Code 140/2008 *Usile vor avea logouri si modele contrastante pentru semnalizarea suprafetelor de sticla si prevenirea accidentelor. Marcajele se dispun dupa cum urmeaza: 850-1 050mm şi 1 500-2 000mm.UIC Code 140/2008 Aceste marcaje trebuie să contrasteze cu fundalul pe care sunt vizualizate.UIC Code 140/2008*
2.	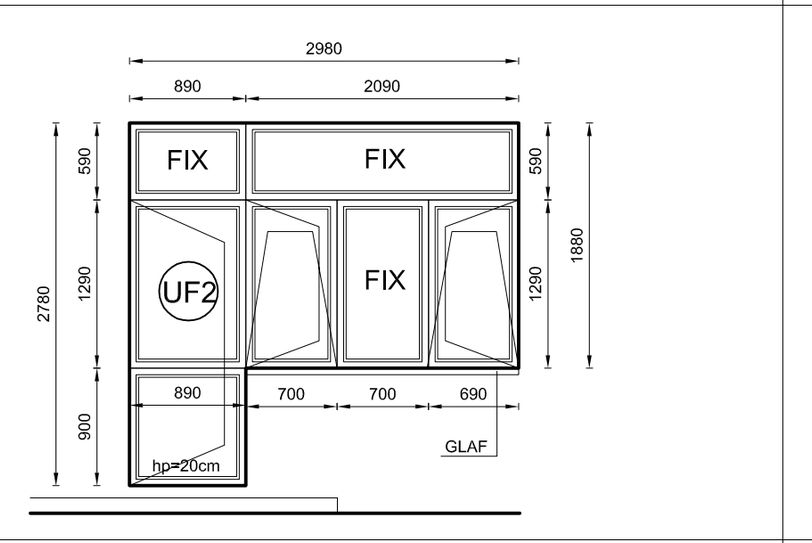	UF2	300x280cm 2980x2780mm	1.	STANGA-LEFT	6.50	6.50	*USA DOTATA CU AUTOINCHIDERE AUTOMATIC CLOSING DOOR 10 SEF STATIE *STATION CHIEF* DESCHIDERE INTERIOARA ORIZONTALA SI VERTICALA INNER OPENING HORIZONTAL & VERTICAL
3.	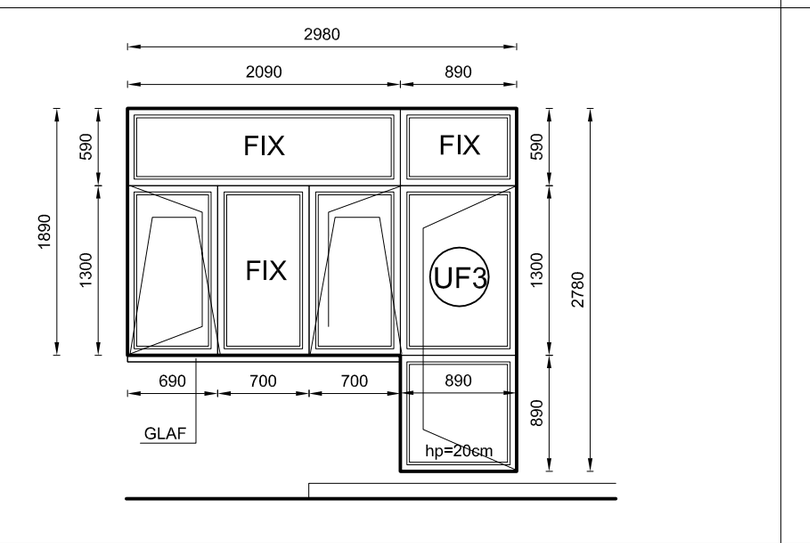	UF3	300x280cm 2980x2780mm	1.	DREAPTA-RIGHT	6.50	6.50	*USA DOTATA CU AUTOINCHIDERE AUTOMATIC CLOSING DOOR 11 IDM *MOVEMENT OFFICE* DESCHIDERE INTERIOARA ORIZONTALA SI VERTICALA INNER OPENING HORIZONTAL & VERTICAL
4.	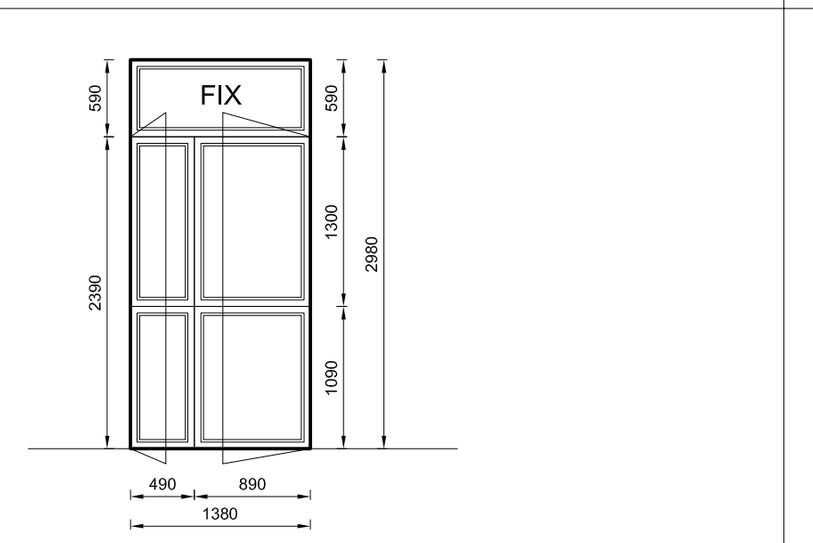	U9	140x300cm 1380x2980mm	2.	DREAPTA-RIGHT	4.20	8.40	*USA DOTATA CU AUTOINCHIDERE AUTOMATIC CLOSING DOOR 26 VESTIBUL *VESTIBULE* DESCHIDERE EXTERIOARA ORIZONTALA OUTER OPENING HORIZONTAL
5.	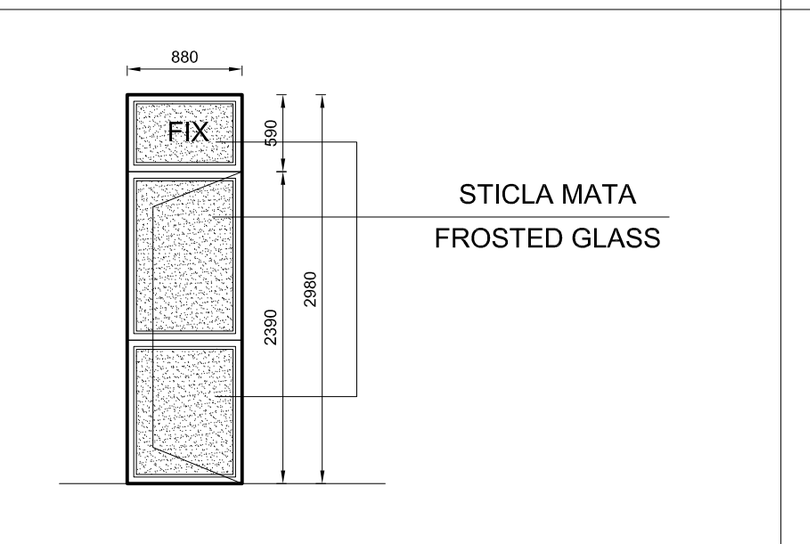	U10	140x300cm 880x2980mm	1.	DREAPTA-RIGHT	2.62	2.62	*USA DOTATA CU AUTOINCHIDERE AUTOMATIC CLOSING DOOR 03 DEPOZIT *STORAGE ROOM* DESCHIDERE INTERIOARA ORIZONTALA INNER OPENING HORIZONTAL
6.	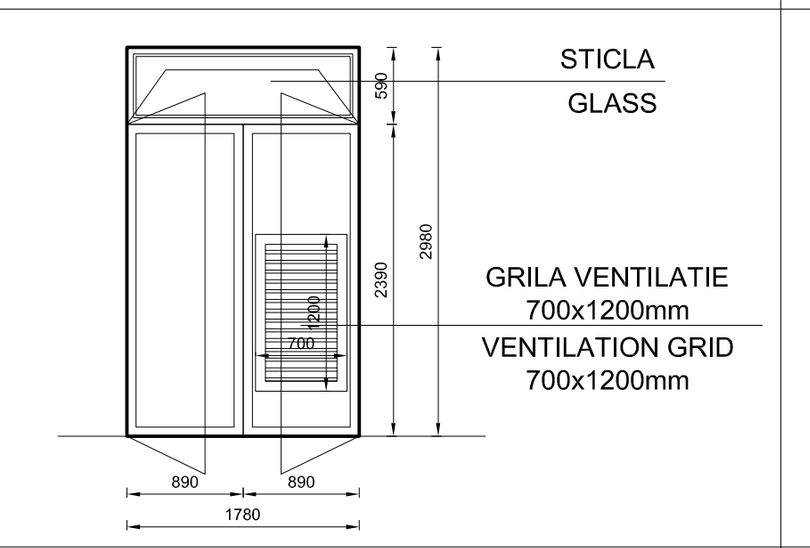	U11	180x300cm 1780x2980mm DESCHIDERE INT. si EXTER. ORIZONTALA SI VERTICALA INNER & OUTER OPENING HORIZONTAL & VERTICAL	2.		5.30	10.60	GRILA VENTILATIE SE EXECUTA CONFORM SPECIFICATIILOR FABRICANTULUII GRUPULUI ELECTROGEN VENT. GRID ACCORDING TO GENERATOR MANUFACTURER SPECIFICATIONS 19 CENTRALA TERMICA si HIDROFOR/*THERMAL STATION, BOILER & HYDROFORE* 24 GRUP ELECTROGEN *GENERATOR*
7.	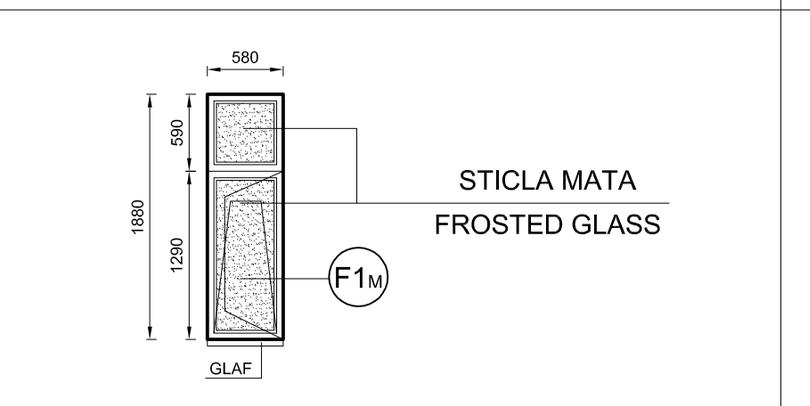	F1M	60x190cm 580x1880mm	33.	DREAPTA-RIGHT	1.14	37.62	DESCHIDERE INTERIOARA VERTICALA VERTICAL INNER OPENING
8.	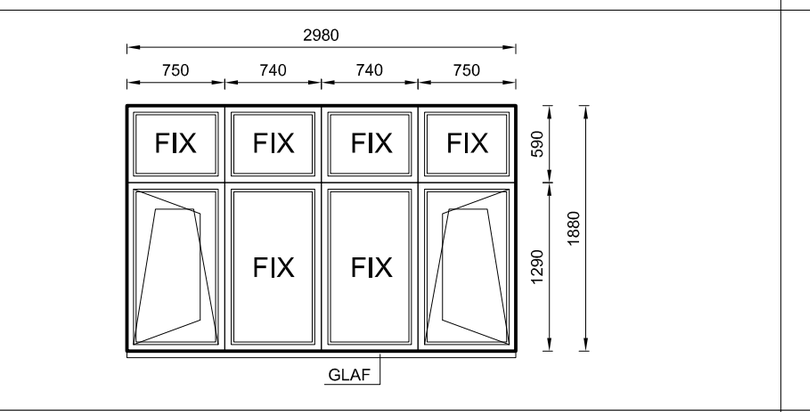	F2	300x190cm 2980x1880mm	1.		5.60	5.60	09 CASE BILETE *TICKET OFFICE* DESCHIDERE INTERIOARA ORIZONTALA SI VERTICALA INNER OPENING HORIZONTAL & VERTICAL
9.	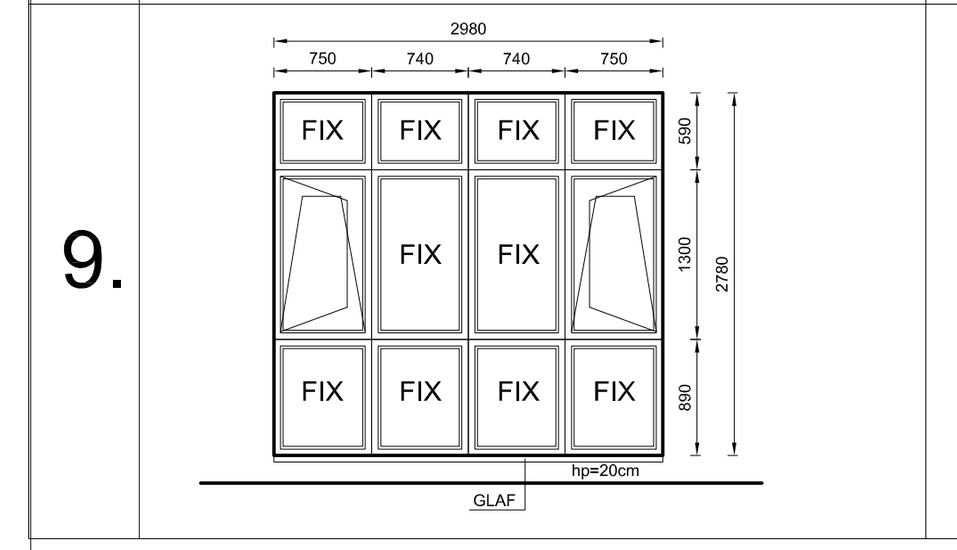	F3	300x280cm 2980x2780mm	1.		8.40	8.40	02 SNACK DESCHIDERE INTERIOARA ORIZONTALA SI VERTICALA INNER OPENING HORIZONTAL & VERTICAL

TAMPLARIE EXTERIOARA ALUMINIU USI-FERESTRE CU GEAM TERMOPAN
EXTERIOR ALUMINUM DOORS-WINDOWS

NR.CRT.	VEDERE VIEW	MARCA	DIMENSIUNI GOL (cm) / DIMENSIUNE EXECUTIE (mm)	NR.BUC.	SENS DESCHIDERE	SUPRAFATA (m^2) PE BUCATA	SUPRAFATA (m^2) TOTAL	OBSERV.
10.	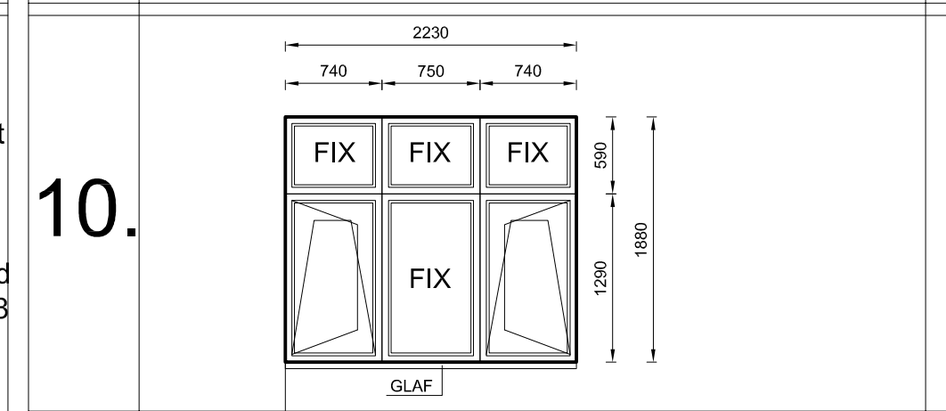	F4	225x190cm 2230x1880mm	1.		4.20	4.20	02 SNACK DESCHIDERE INTERIOARA ORIZONTALA SI VERTICALA INNER OPENING HORIZONTAL & VERTICAL
11.	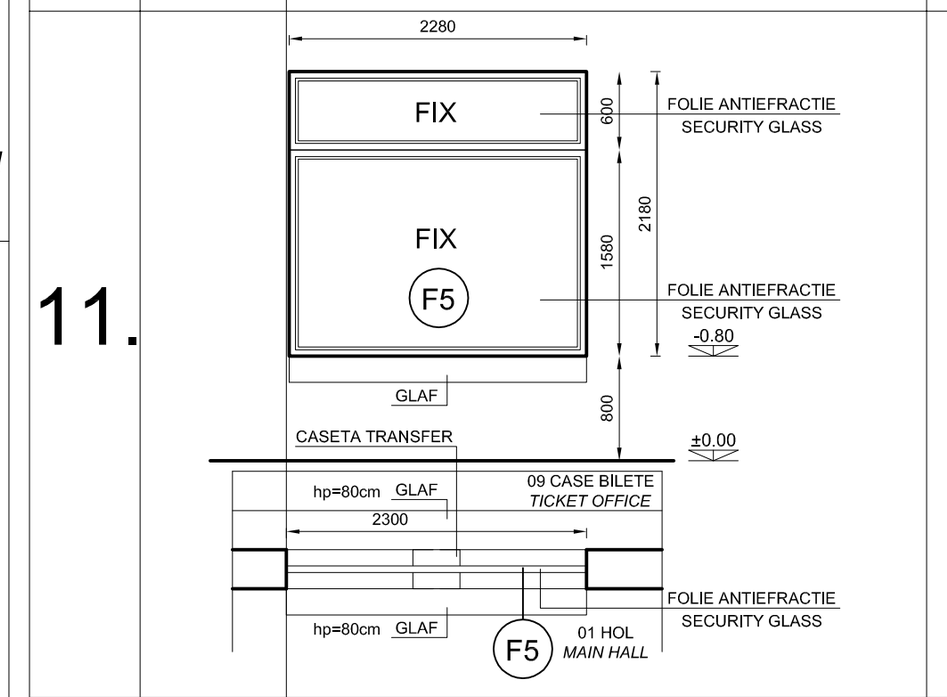	F5	230x220cm 2280x2180mm	1.		5.00	5.00	09 CASE BILETE *TICKET OFFICE* GHISEU BILETE DOTAT CU SISTEM DE SIGURANTA: CASETA TRANSFER, MICROFON SI FOLIE ANTIEFRACTIE TICKETS COUNTER EQUIPPED WITH SAFETY SYSTEM: TRANSFER BOX, MICROPHONE & SECURITY GLASS
12.	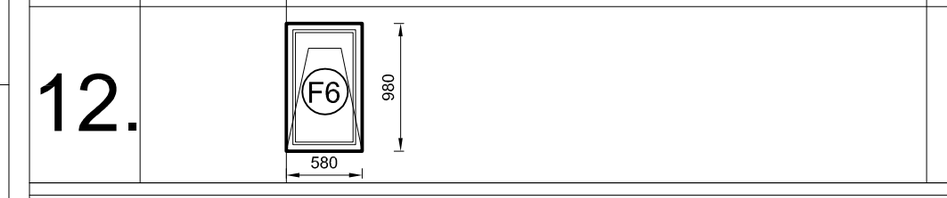	F6	60x100cm 580x980mm	6.		0.60	3.60	Pod *Attic* DESCHIDERE INTERIOARA VERTICALA INNER OPENING VERTICAL

TAMPLARIE INTERIOARA ALUMINIU USI - INTERIOR ALUMUMINUM DOORS

NR.CRT.	VEDERE VIEW	MARCA	DIMENSIUNI GOL (cm) / DIMENSIUNE EXECUTIE (mm)	NR.BUC.	SENS DESCHIDERE	SUPRAFATA (m^2) PE BUCATA	SUPRAFATA (m^2) TOTAL	OBSERV.
13.	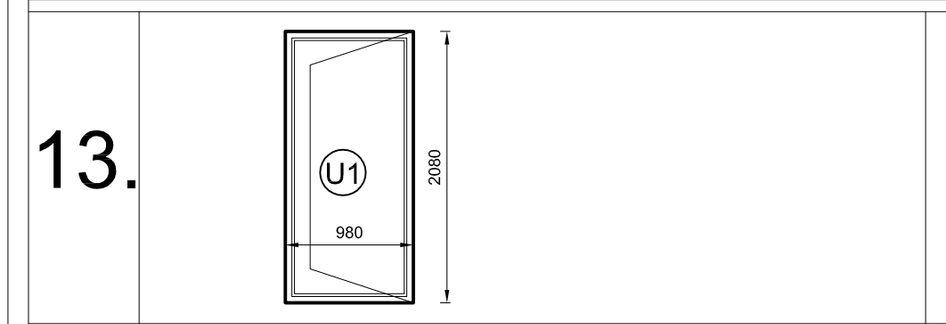	U1	100x210cm 980x2080mm	7.	DREAPTA RIGHT	2.04	14.30	USA INTERIOARA PLINA DE ALUMINIU DESCHIDERE DREAPTA INTERIOR ALUMINUM DOOR RIGHT
14.	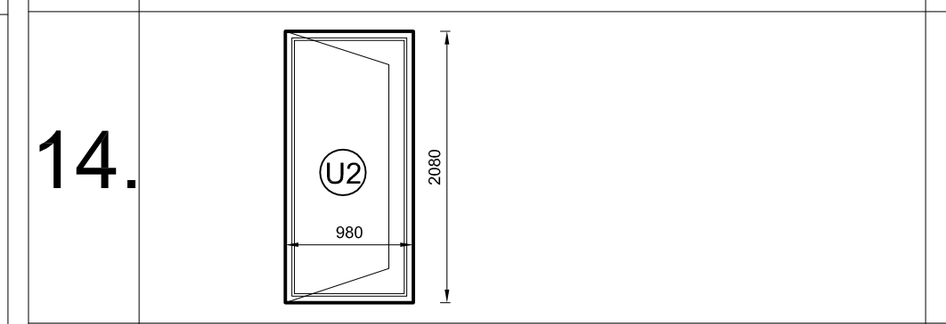	U2	100x210cm 980x2080mm	5.	STANGA LEFT	2.04	10.20	USA INTERIOARA PLINA DE ALUMINIU DESCHIDERE STANGA INTERIOR ALUMINUM DOOR LEFT
15.	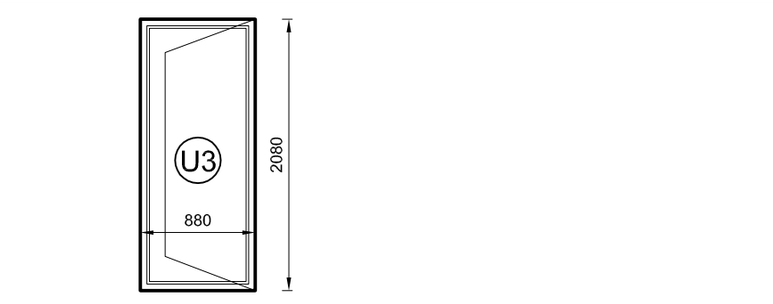	U3	90x210cm 880x2080mm	2.	DREAPTA RIGHT	1.90	3.80	USA INTERIOARA PLINA DE ALUMINIU DESCHIDERE DREAPTA INTERIOR ALUMINUM DOOR RIGHT
16.	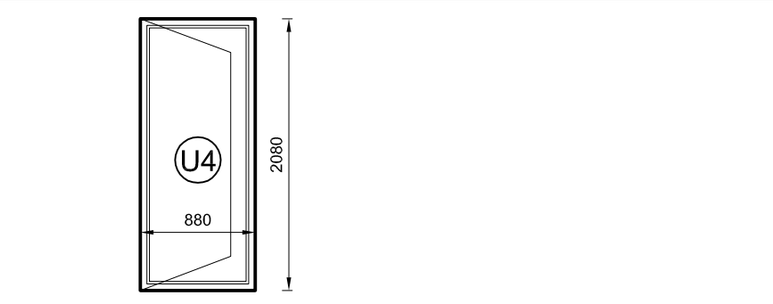	U4	90x210cm 880x2080mm	2.	STANGA LEFT	1.90	3.80	USA INTERIOARA PLINA DE ALUMINIU DESCHIDERE STANGA INTERIOR ALUMINUM DOOR LEFT
17.	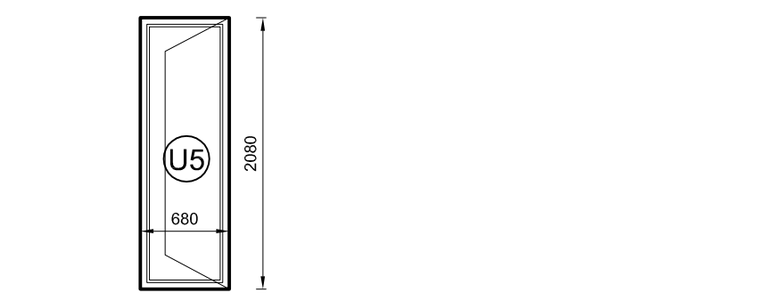	U5	70x210cm 880x2080mm	5.	DREAPTA RIGHT	1.41	7.05	USA INTERIOARA PLINA DE ALUMINIU DESCHIDERE DREAPTA INTERIOR ALUMINUM DOOR RIGHT
18.	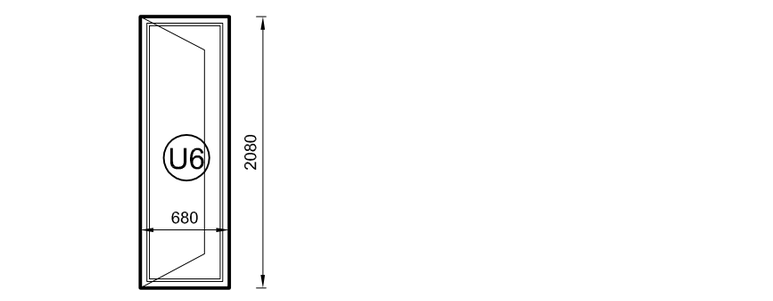	U6	70x210cm 880x2080mm	3.	STANGA LEFT	1.41	4.23	USA INTERIOARA PLINA DE ALUMINIU DESCHIDERE STANGA INTERIOR ALUMINUM DOOR LEFT
19.	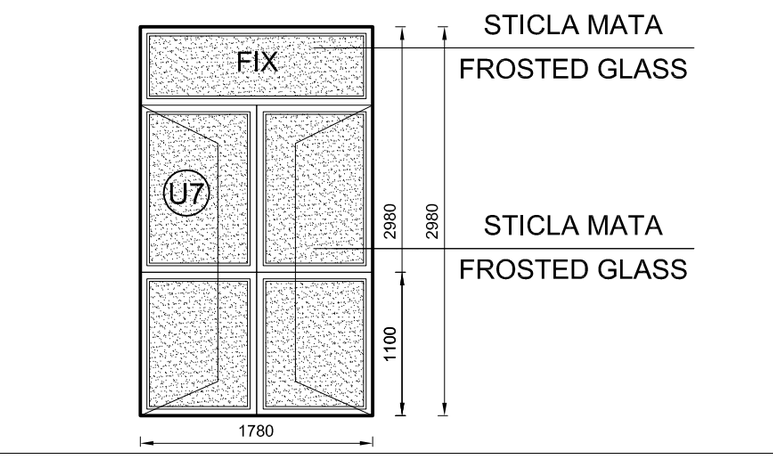	U7	180x300cm 1780x2980mm	1.		5.30	5.30	08 HOL *HALL* USA INTERIOARA DUBLA ALUMINIU CU GEAM TERMOPAN MAT SI AUTOINCHIDERE INTERIOR ALUMINUM DOUBLE DOOR FROSTED GLASS AUTOMATIC CLOSING DOOR
20.	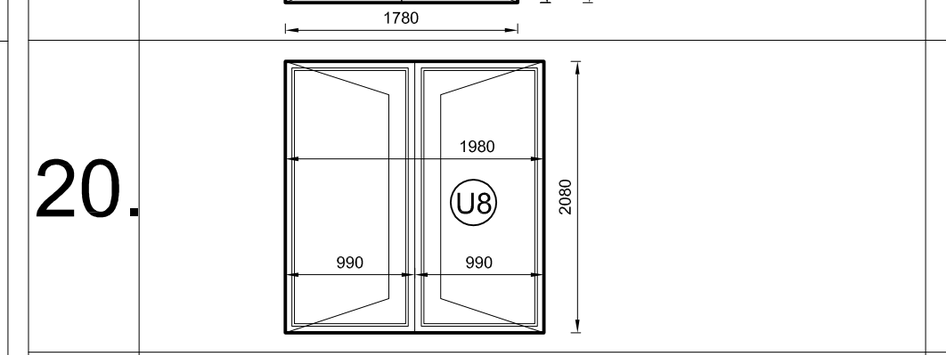	U8	200x210cm 1980x2080mm	1.		4.11	4.11	USA INTERIOARA DUBLA ALUMINIU INTERIOR ALUMINUM DOUBLE DOOR 13 SALA COMPUTERE SI RELEE *COMPUTER AND RELAY ROOM*
21.	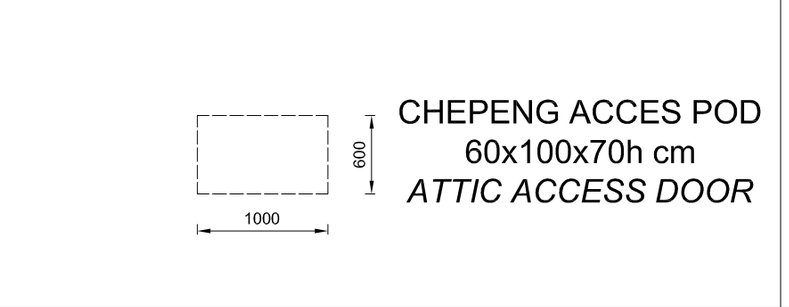	U9	60x100cm h=70cm 880x2080mm	2.		0.60	1.20	08 HOL *HALL* CHEPENG ACCES POD 60x100cm *ATTIC ACCESS DOOR*
22.	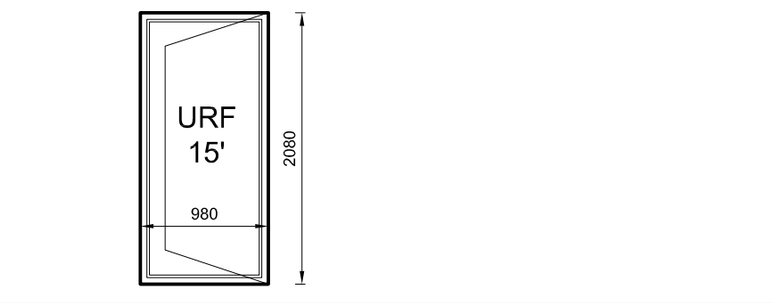	URF 15'	100x210cm 980x2080mm	1.	DREAPTA RIGHT	2.04	2.04	USA INTERIOARA REZISTENTA LA FOC 15' DESCHIDERE DREAPTA 15' FIRE RESISTANT DOOR RIGHT SIDE OPENING

NOTE :

1. Inainte de comandarea tamplariei se vor verifica dimensiunile exacte pentru fiecare gol de tamplarie in parte.
2. Etansarea tamplariei pe contur se va face cu spuma poliuretanica.
3. Feroneria, cremoanele, sildurile si manerele vor fi din otel plastificat culoare neagra, iar usile vor fi prevazute cu incuietoare tip yala.
4. Procurarea tamplariei gata vopsite (culoare maro) se va face cu accesoriile, feroneria gata montate.
5. Geamul termoizolant va fi compus din doua foi 4-16-4 (float clar + LOW-E) si va avea un coeficient de transfer termic minimal de 1,3W/m² R.
6. Pentru toate ochiurile mobile se vor prevedea dispozitive de actionare si de inchidere-deschidere locale.
7. Detalii de executie a tamplariei din aluminiu se vor intocmi de catre furnizor si vor fi parte componenta a ofertei tehnice.

1. Before ordering the carpentry, the exact dimensions for each joinery hole will be checked on site.
2. The sealing of the carpentry contour will be done with polyurethane mousse .
3.The fitting accessories will be done out of black plastified steel. All the doors will be equipped with locks.
4. The purchase of ready painted joinery (brown color) will be made with all accessories and fittings already mounted.
5. Insulating glass is composed of two sheets 4-16-4 (clear float + LOW-E) and will minimal heat transfer coefficient of 1.3 W / m² R.
6. For all mobile joineries ,local opening -closing devices will be provided.
7. Details of execution of aluminum joinery will be prepared by the supplier and will be part in technical offer.

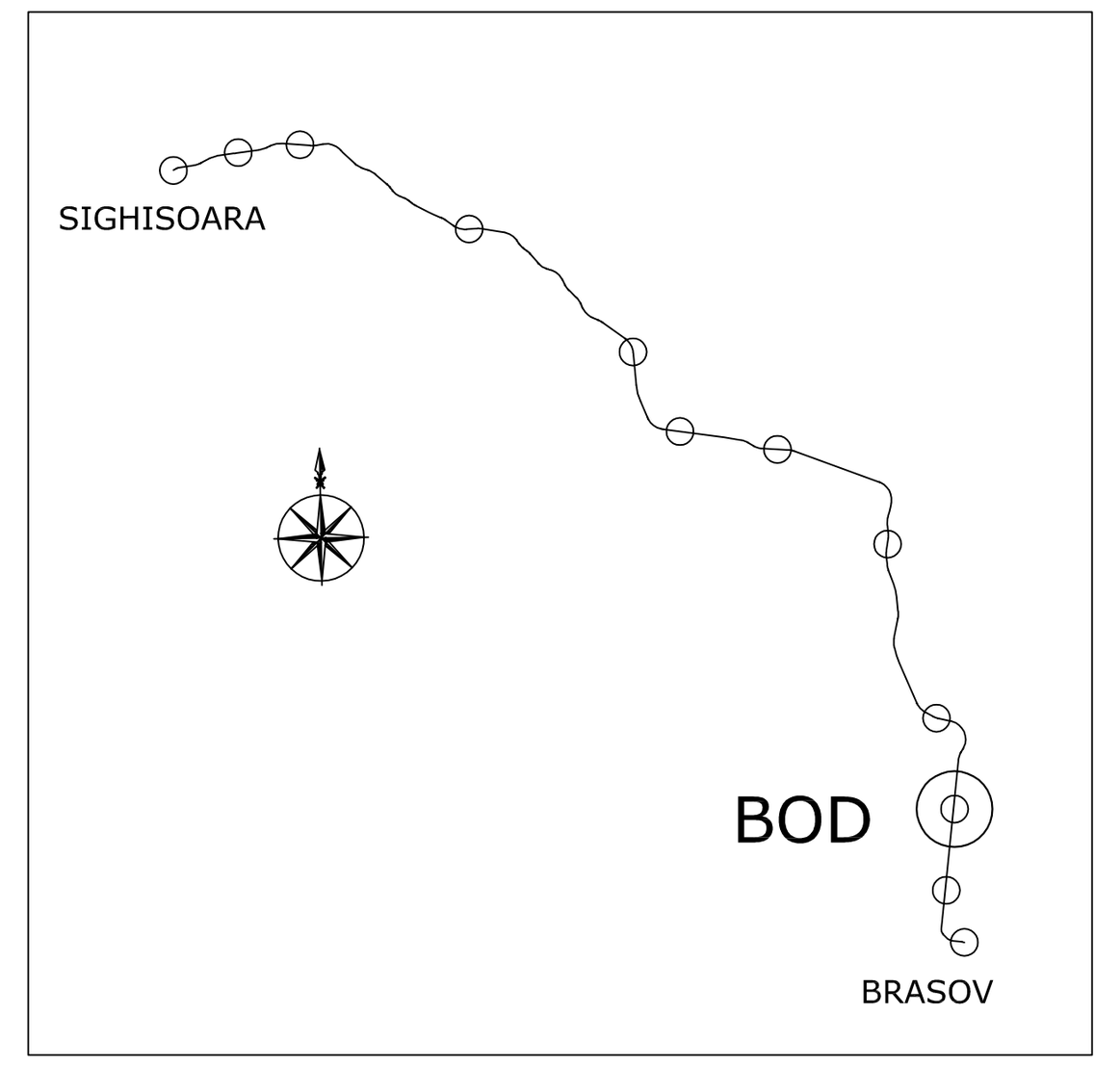

TABLOU TAMPLARIE CLADIRE CALATORI NOUA STATIA CF BOD

JOINERY BOARD BOD RAILWAY BUILDING

Indice Index	Data Date	Modificare Modification/Revision	Proiectant Designer	Aprobat Consultant Approved Consultant	Aprobat CFR Approved CFR
D					
C					
B					
A					

GUVERNUL ROMANIEI ROMANIAN GOVERNMENT — PROIECT FINANŢAT DE UNIUNEA EUROPEANĂ EUROPEAN UNION FINANCED PROJECT

CLIENT / CLIENT — C.N.C.F. "C.F.R." - S.A.

ITALFERR GRUPPO FERROVIE DELLO STATO *Joint Venture leader* — Scott Wilson — OBERMEYER PLANEN + BERATEN GmbH — TECNIC Consulting Engineers

CONSULTANT / CONSULTANT			Data Date	Semnătură Signature
Aprobat Approved	Şef proiect Project manager	R. Liuzza	12. 2011	
Aprobat Approved	Coordonator Secţiune 1 Section 1 Coordinator	C. Gambelli	12. 2011	
Verificat Checked	Verificator Verifier	Giuseppe Fioravanti	12. 2011	

SUBCONTRACTANT / SUBCONTRACTOR				
Aprobat Approved	Responsabil Subconsultant Subconsultant Responsible	A.Stanciu - Dinulescu	12. 2011	
Întocmit Elaborated	Proiectant Designer	Andrei MIU	12. 2011	

Reabilitarea liniei de cale ferata Braşov - Simeria, parte componentă a coridorului IV Pan European, pentru circulaţia trenurilor cu viteza maximă de 160 km/h,
Tronsonul : Braşov - Sighişoara
Rehabilitation of the railway line Braşov - Simeria, component Part of the IV Pan-European Corridor, for the trains circulation with maximum speed of 160 km/h,
Section : Braşov - Sighişoara

Proiect/Project *2004/RO/16/P/PA/003*

Faza / Phase: D.E. / E.D.

Denumire desen / Drawing Title :

STATIA BOD CLADIRE CALATORI TABLOU TAMPLARIE
RAILWAY STATION BOD PASSENGER BUILDING JOINERY LIST

Codificare / Codification System	Scara / Scale 1:50	LOT / LOT	Nr. / No 01 / 01
EA51 01 E 05 BZ CC 00 2 1 051 0			

A1 841 x 1189 = 1.00MP