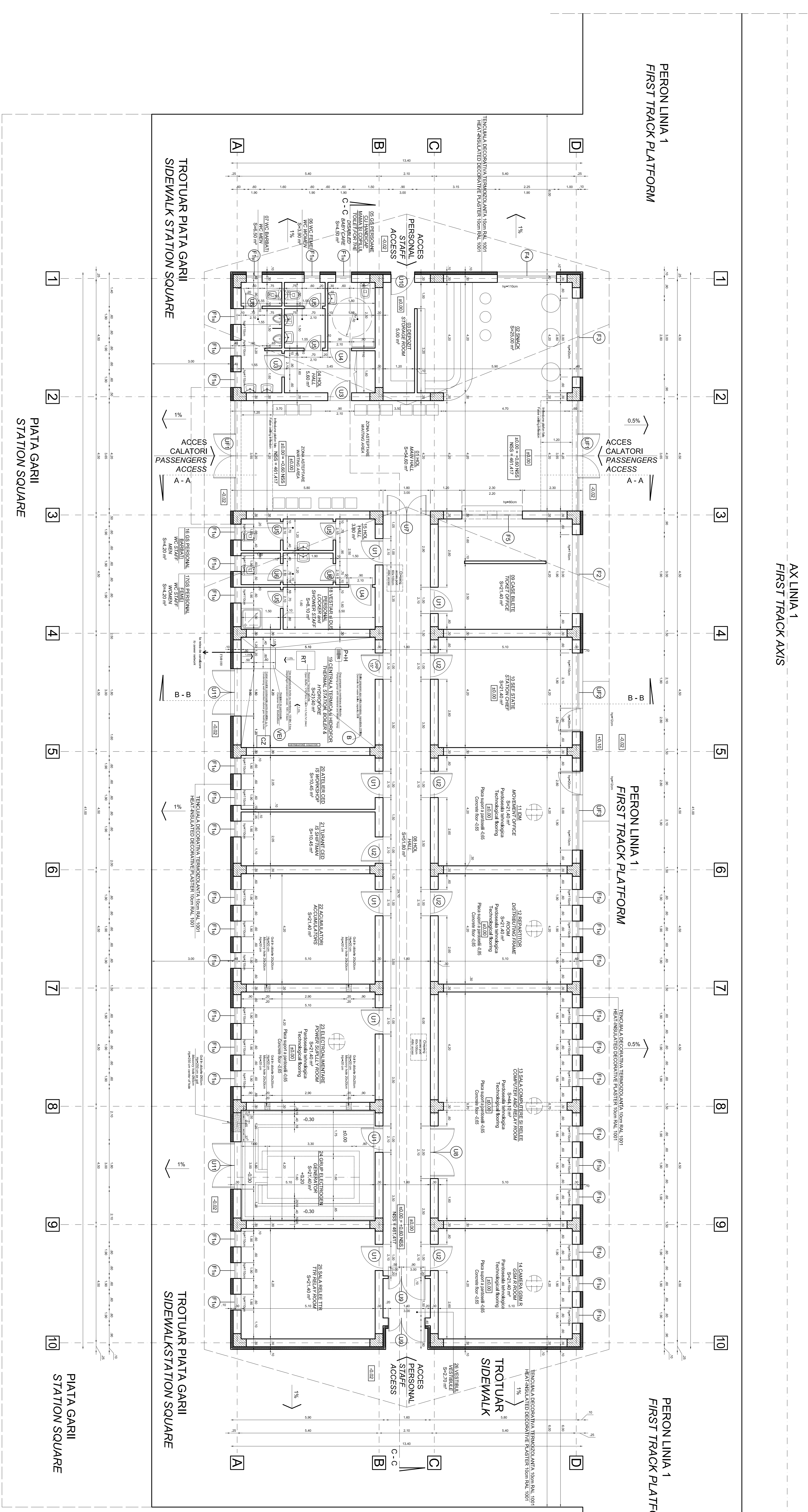


AX LINIA 1  
FIRST TRACK AXIS



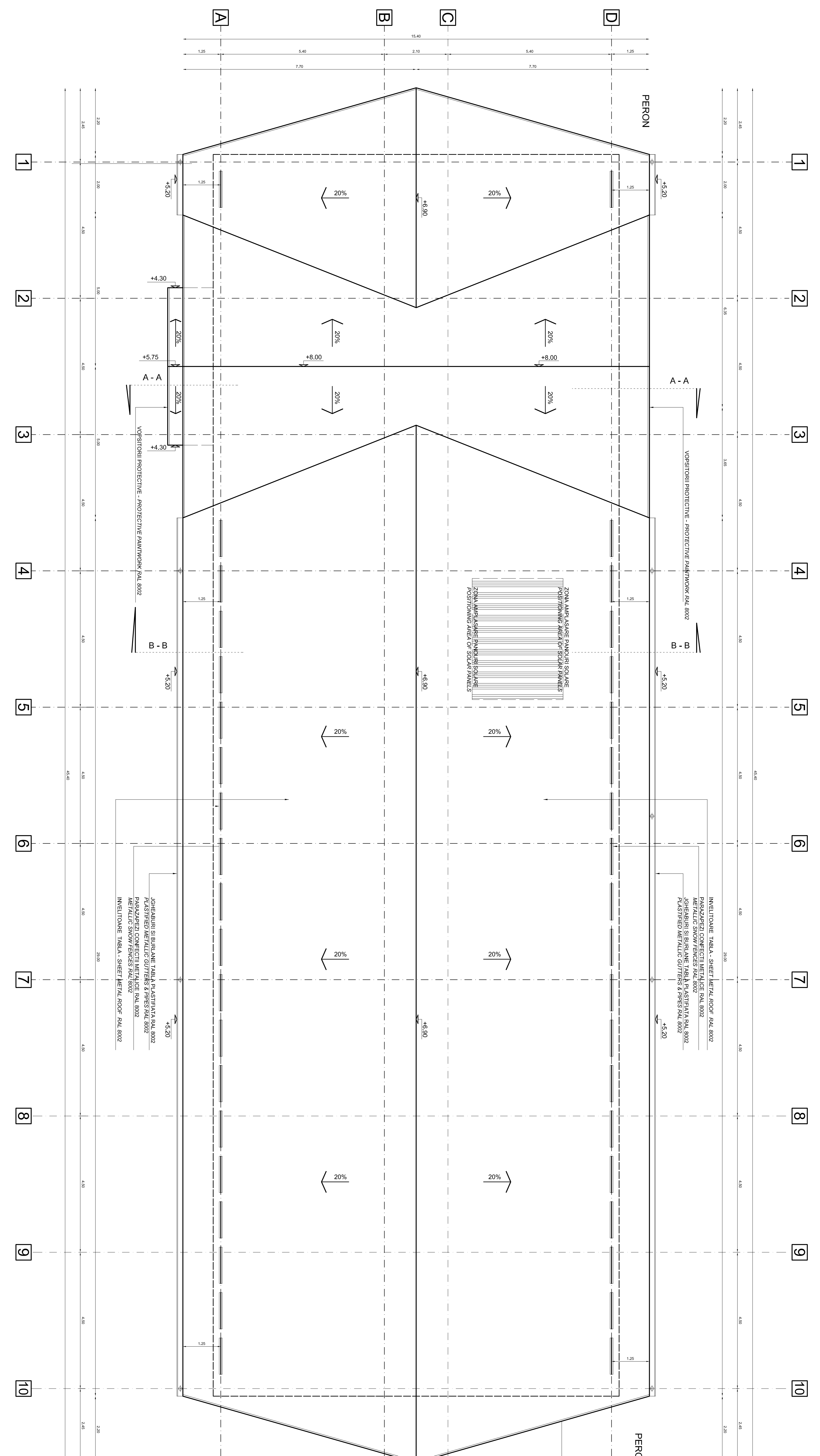
Grad III de rezistență la foc  
Risic mic de incendiu  
Categori de importanță "C"  
20.00 = +0.80 NNS  
Ac=Ad= 550.00 m<sup>2</sup>

**CLADIRE GALATORI NOUA**  
**PLAN PARTERI +50**  
**NEW RAILWAY STATION**  
**GROUND FLOOR +50**

**PIATA GARIIL**  
**STATION SQUARE**

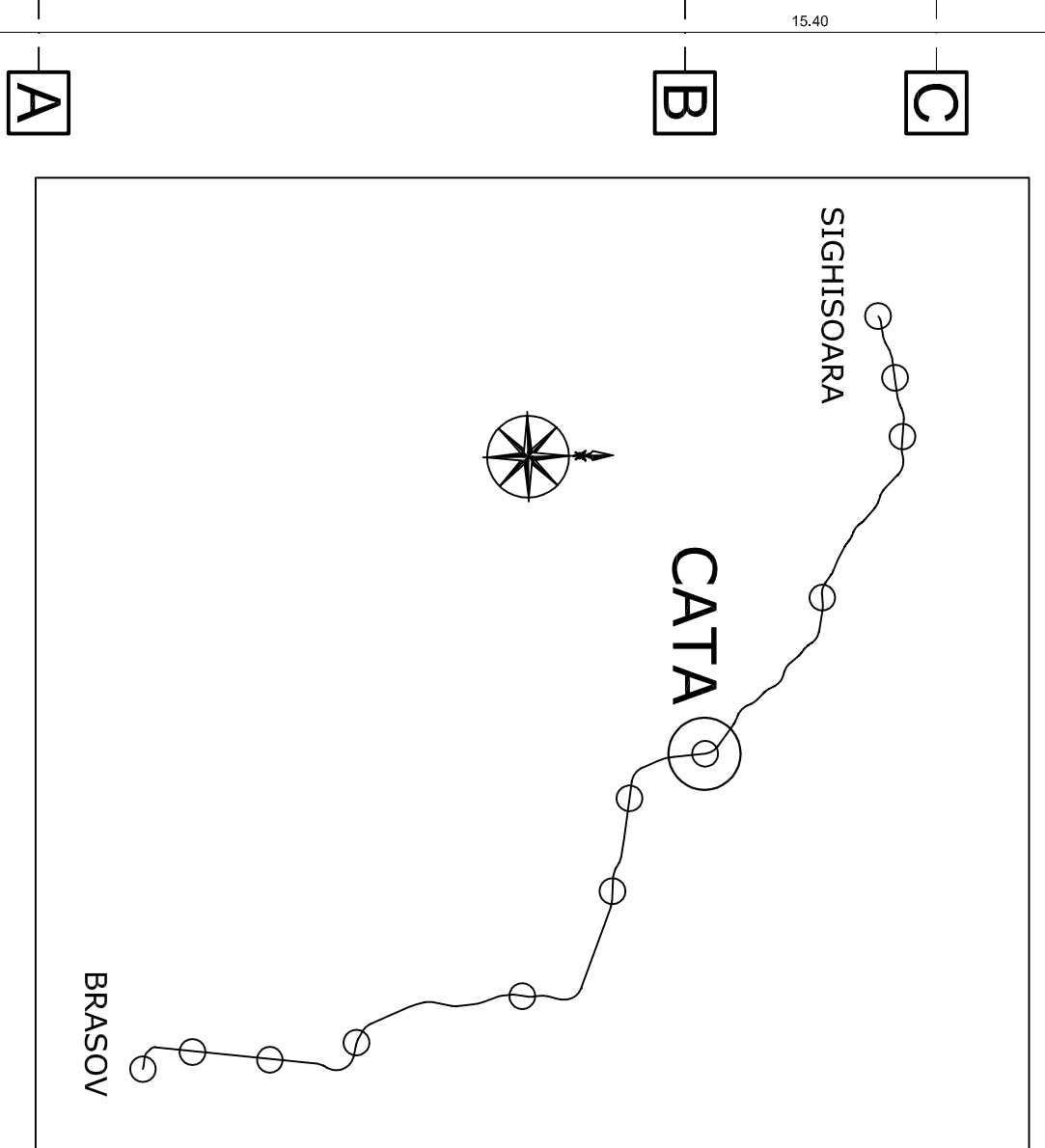
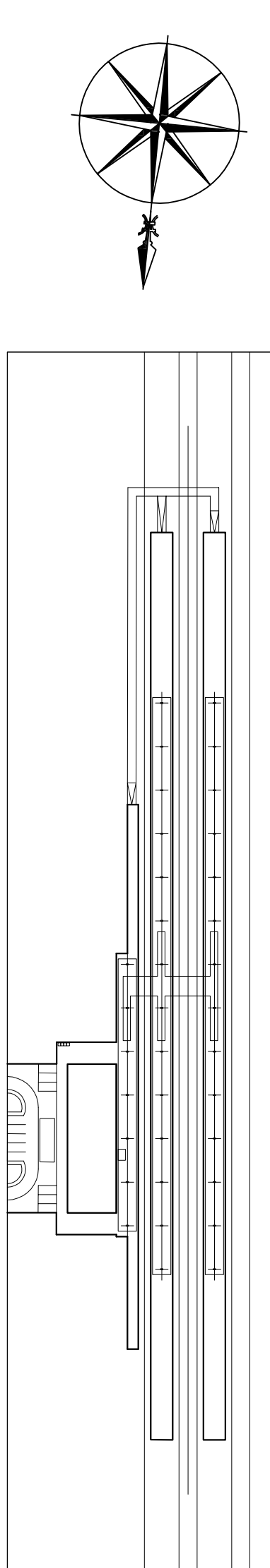
**TROTUAR PIATA GARIIL**  
**SIDEWALK STATION SQUARE**

**TROTUAR PIATA GARIIL**  
**SIDEWALK STATION SQUARE**



Grad III de rezistență la foc  
Risic mic de incendiu  
Categori de importanță "C"  
20.00 = +0.60 NNS

**CLADIRE GALATORI NOUA**  
**PLAN ACOPERIS +50**  
**RAILWAY STATION**  
**ROOF PLAN +50**



**CLADIREA STATIEI CF CATA**  
**NEW RAILWAY BUILDING CATA**

<p>CLIENT CLIENT  <b>RAILWAYS</b>          ROMANIA          C.N.C.F. C.F.R. S.A.</p>			<p>PROIECTANT PROIECTING  <b>CSCS</b>          C.S.C.S. C.F.R. S.A.</p>		
<p>PROIECTANT PROIECTING          ROSARIU  <b>OSMIER</b>          CONSULTANT</p>			<p>PROIECTANT PROIECTING          ROSARIU  <b>OSMIER</b>          CONSULTANT</p>		
<p>PROIECTANT PROIECTING          ROSARIU  <b>OSMIER</b>          CONSULTANT</p>			<p>PROIECTANT PROIECTING          ROSARIU  <b>OSMIER</b>          CONSULTANT</p>		
<p>PROIECTANT PROIECTING          ROSARIU  <b>OSMIER</b>          CONSULTANT</p>			<p>PROIECTANT PROIECTING          ROSARIU  <b>OSMIER</b>          CONSULTANT</p>		
<p>PROIECTANT PROIECTING          ROSARIU  <b>OSMIER</b>          CONSULTANT</p>			<p>PROIECTANT PROIECTING          ROSARIU  <b>OSMIER</b>          CONSULTANT</p>		

CLADIRE GALATORI NOUA  
PLAN ACOPERIS +50  
RAILWAY STATION  
ROOF PLAN +50

CLADIRE GALATORI NOUA  
PLAN PARTERI +50  
NEW RAILWAY STATION  
GROUND FLOOR +50

Ac=Ad= 550.00 m<sup>2</sup>

Grad III de rezistență la foc  
Risic mic de incendiu  
Categori de importanță "C"  
20.00 = +0.60 NNS