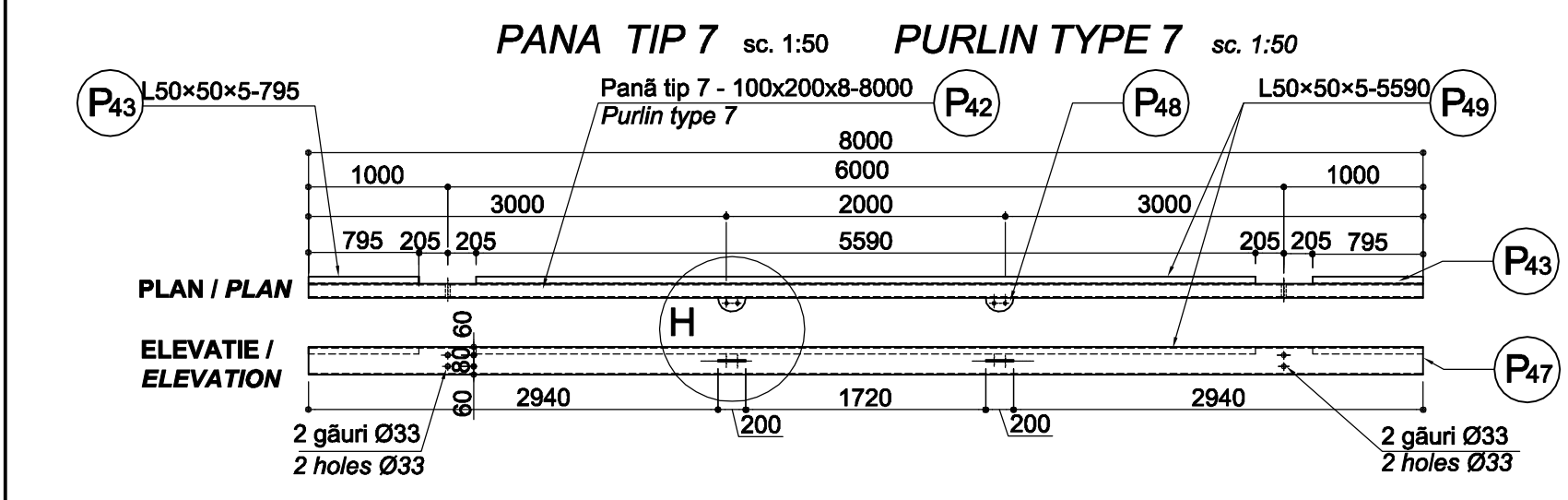
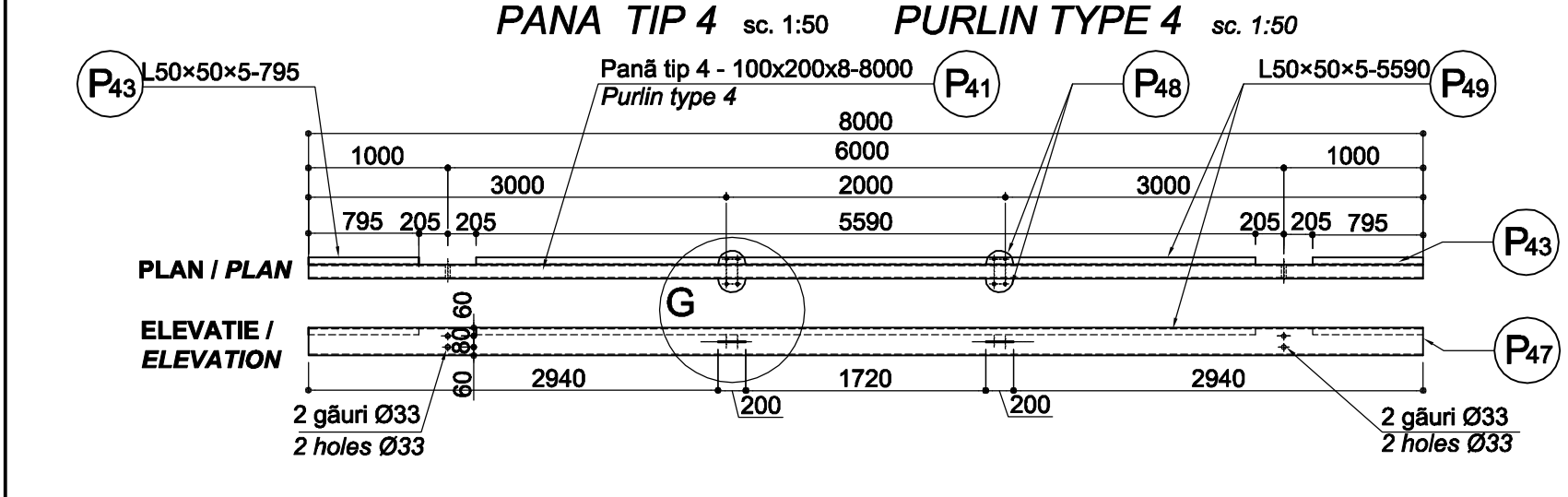
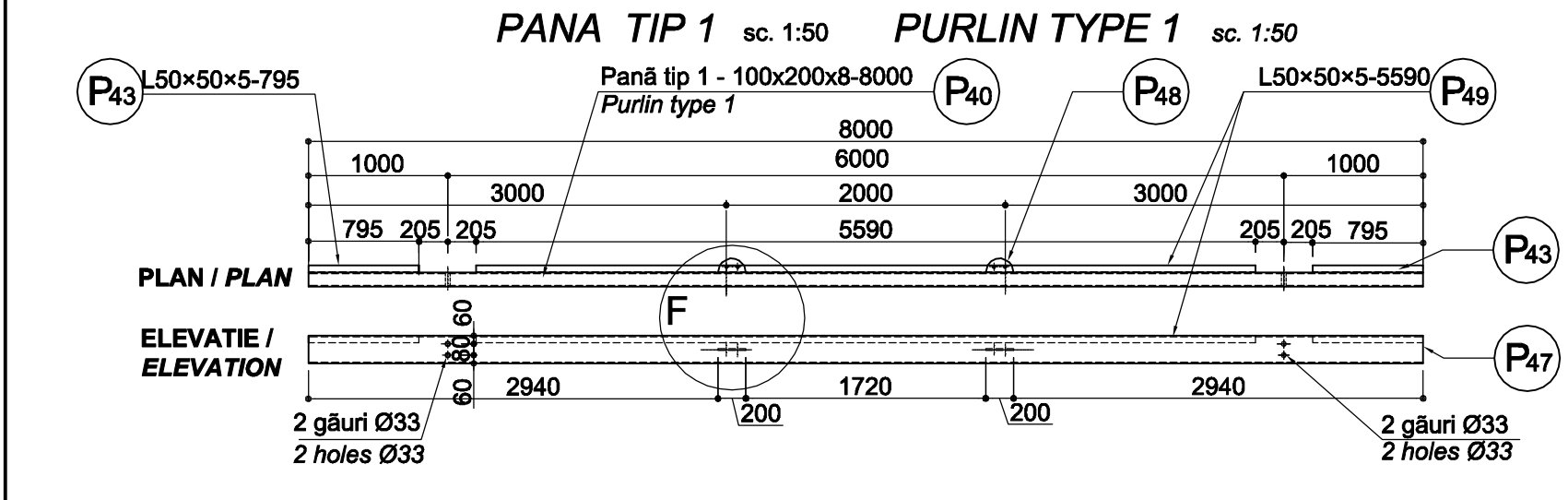
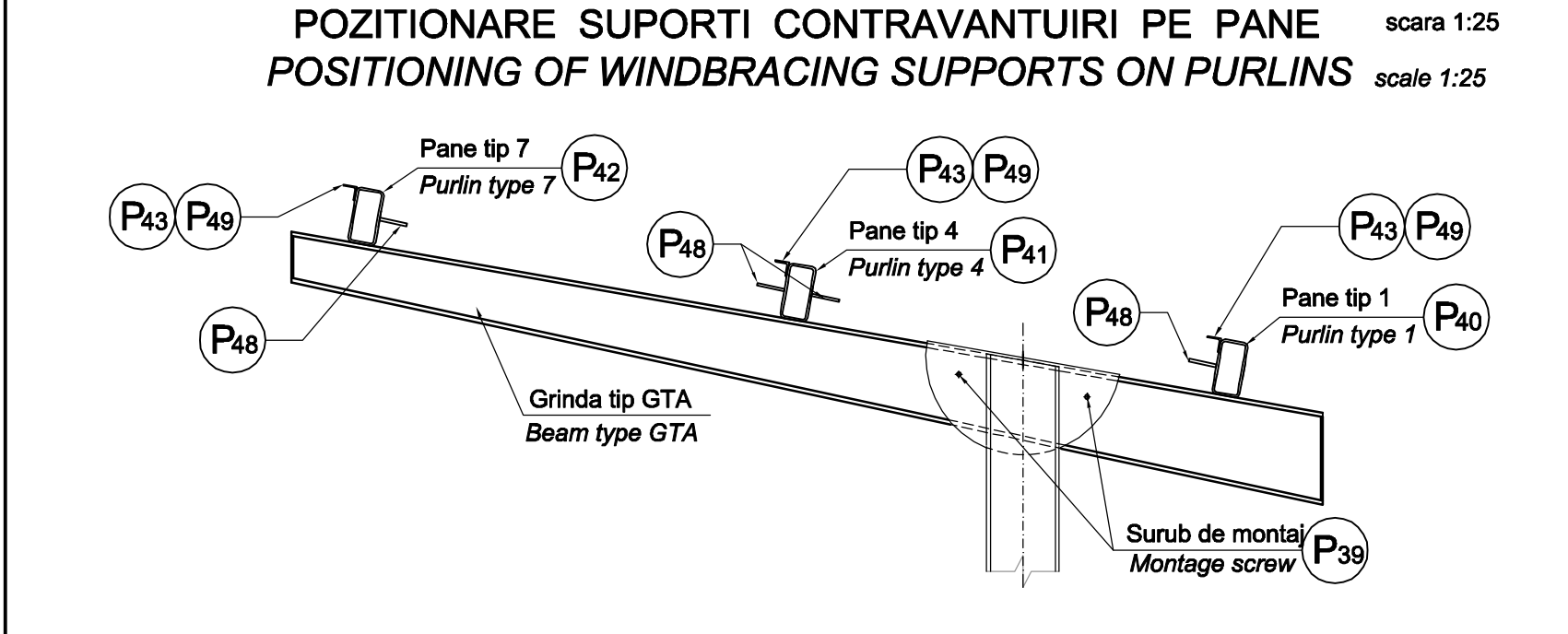
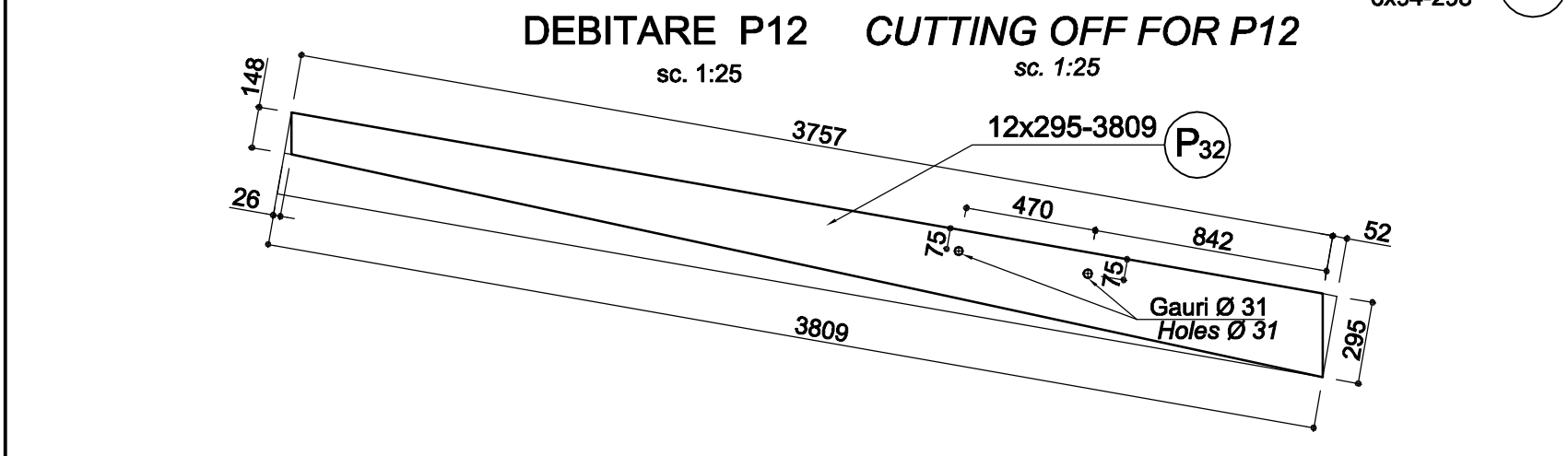
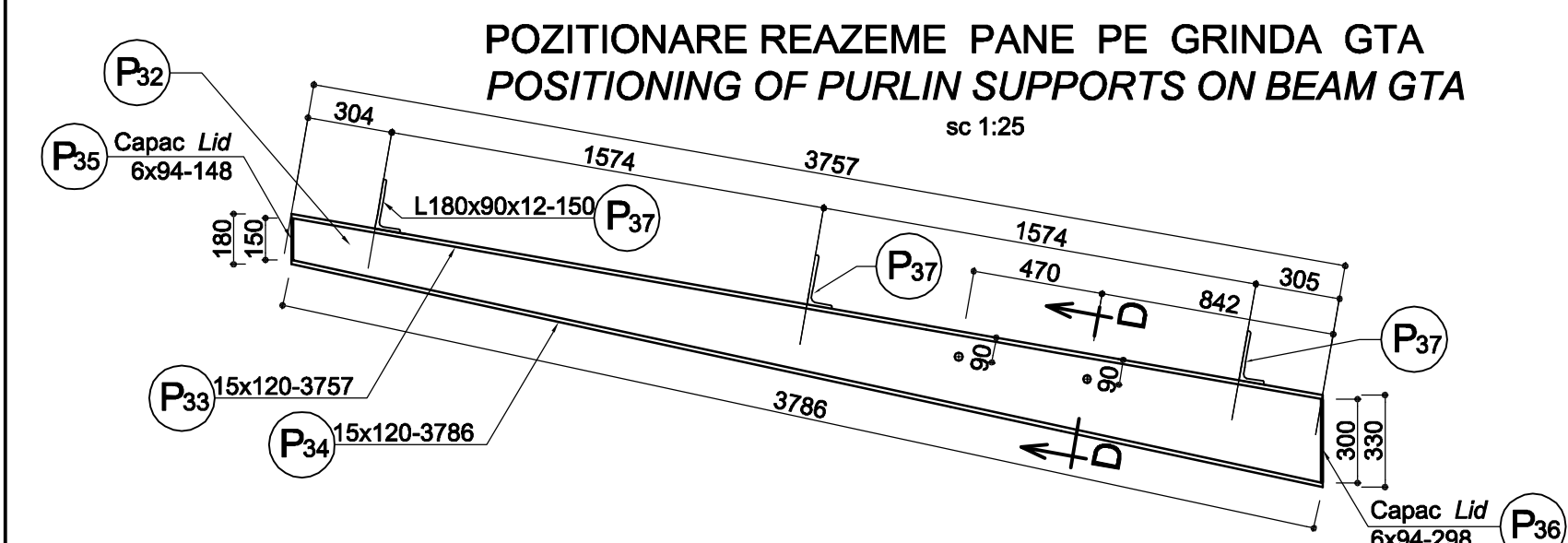
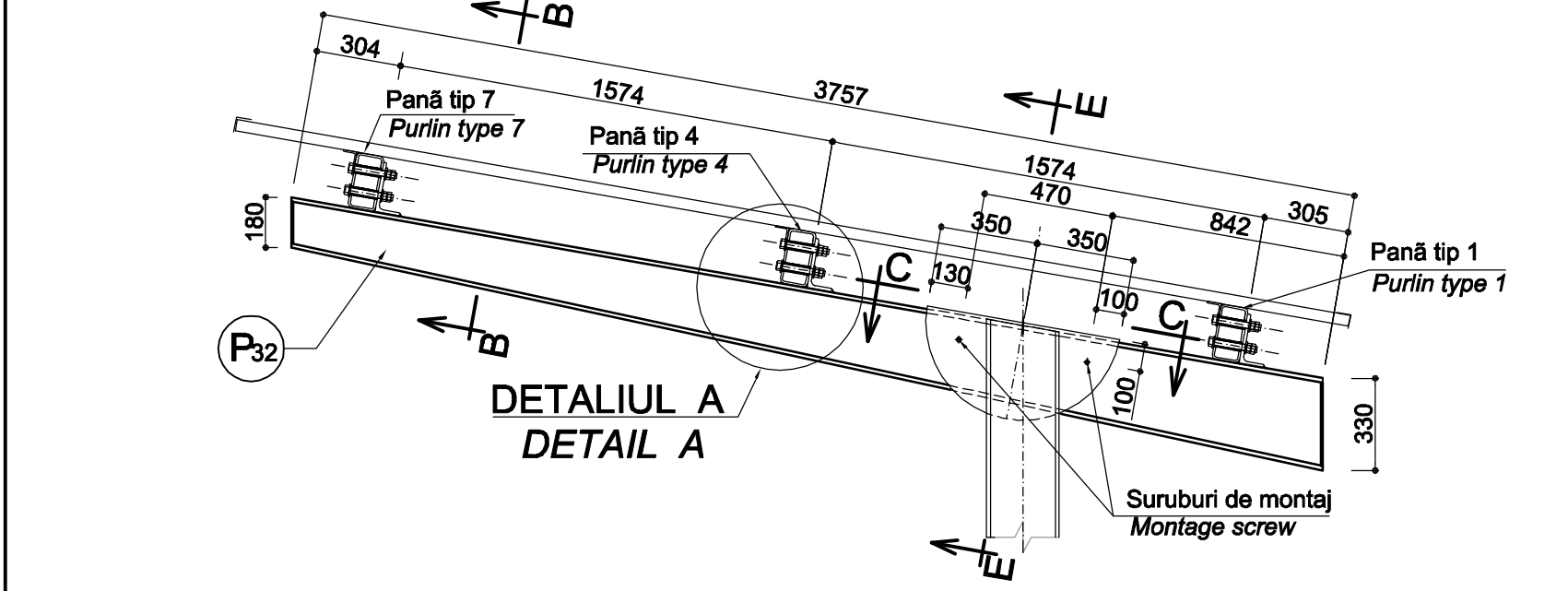
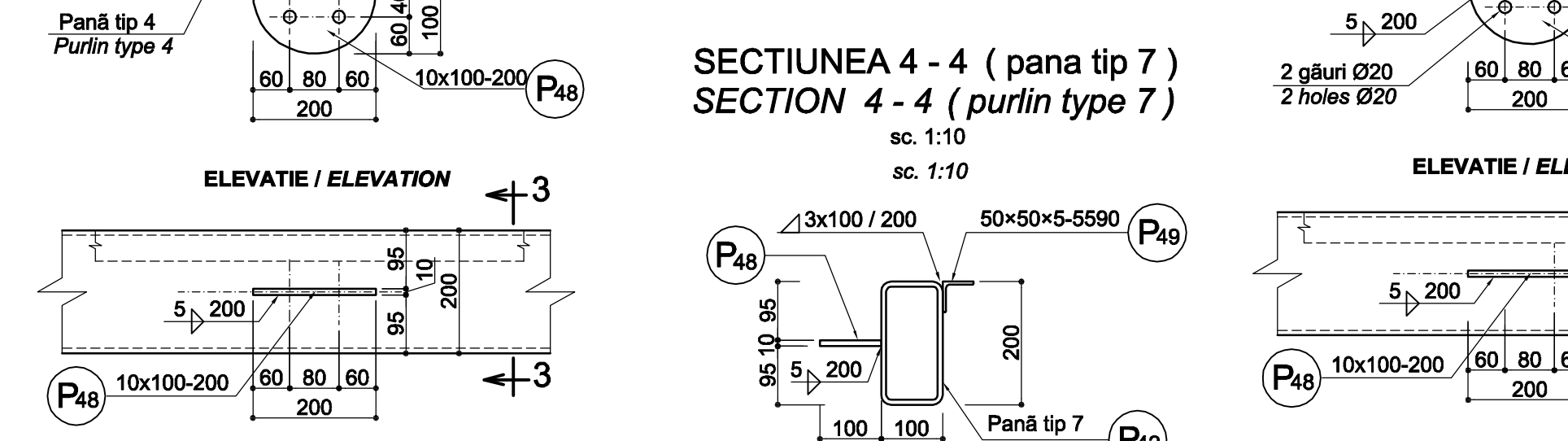
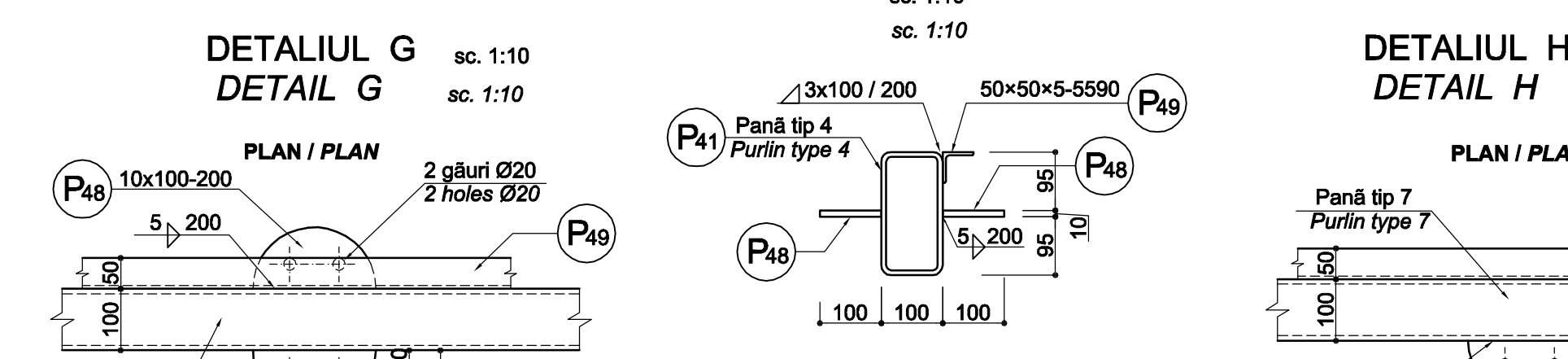
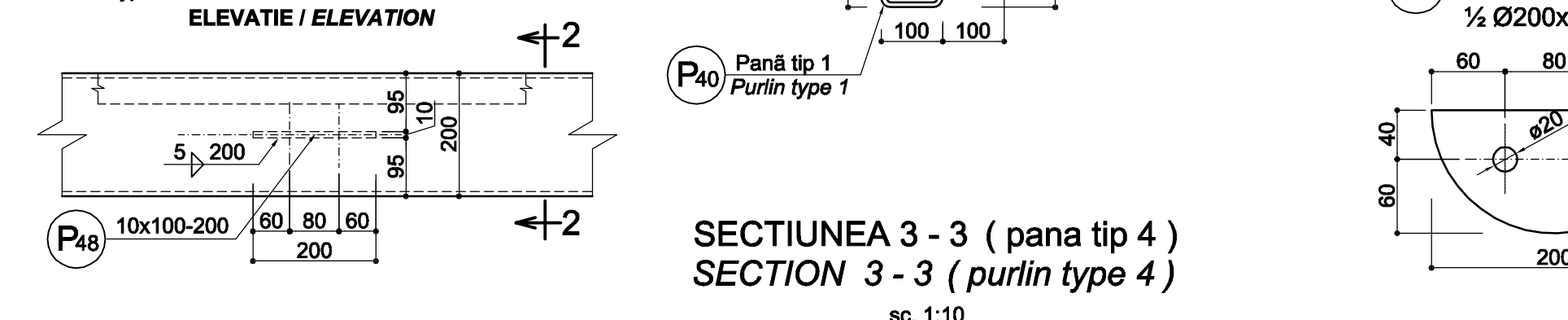
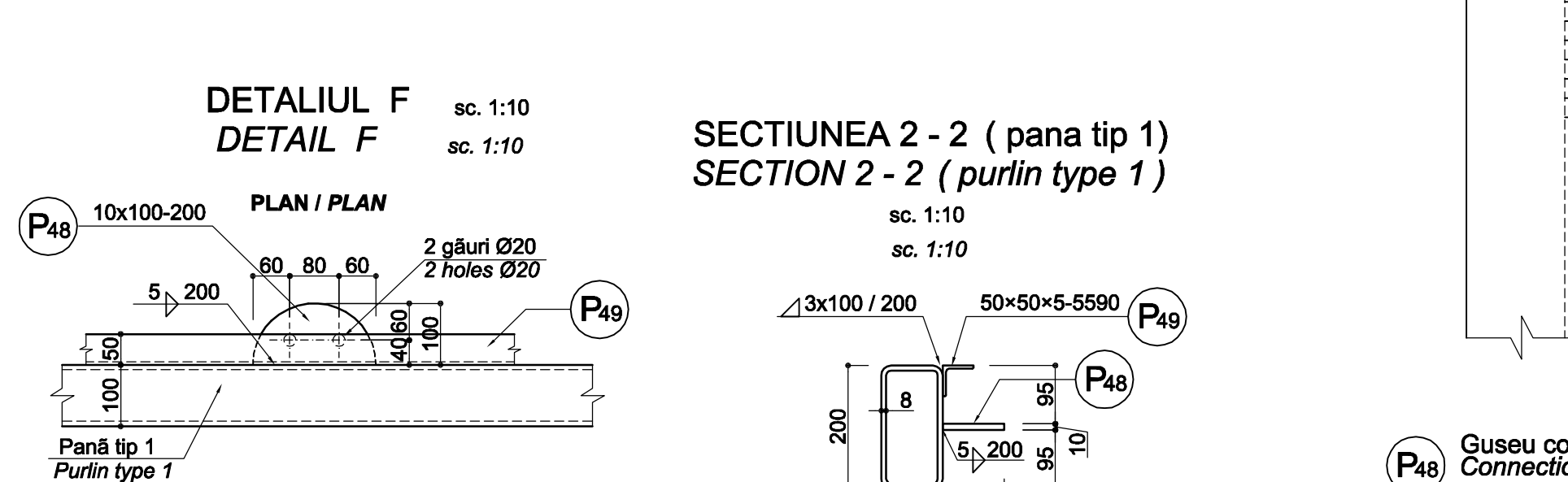
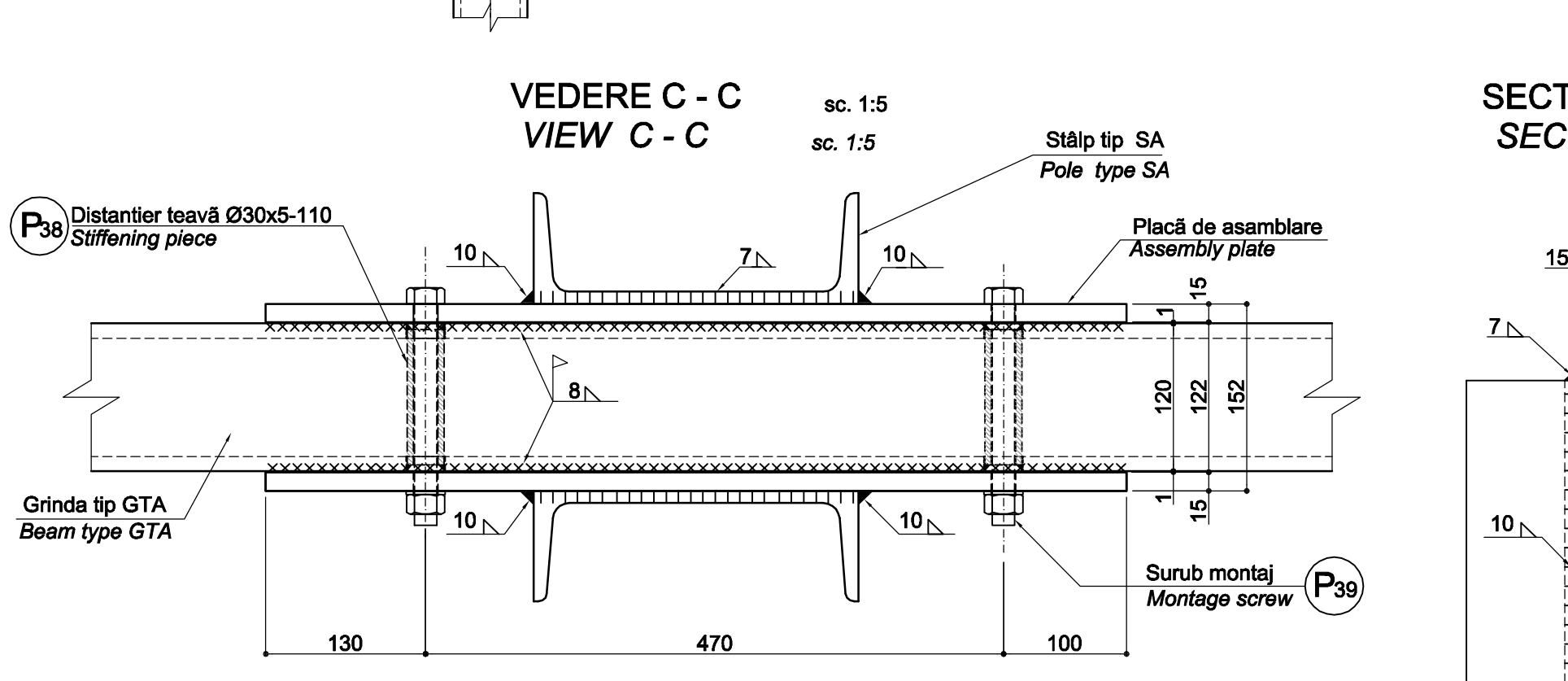
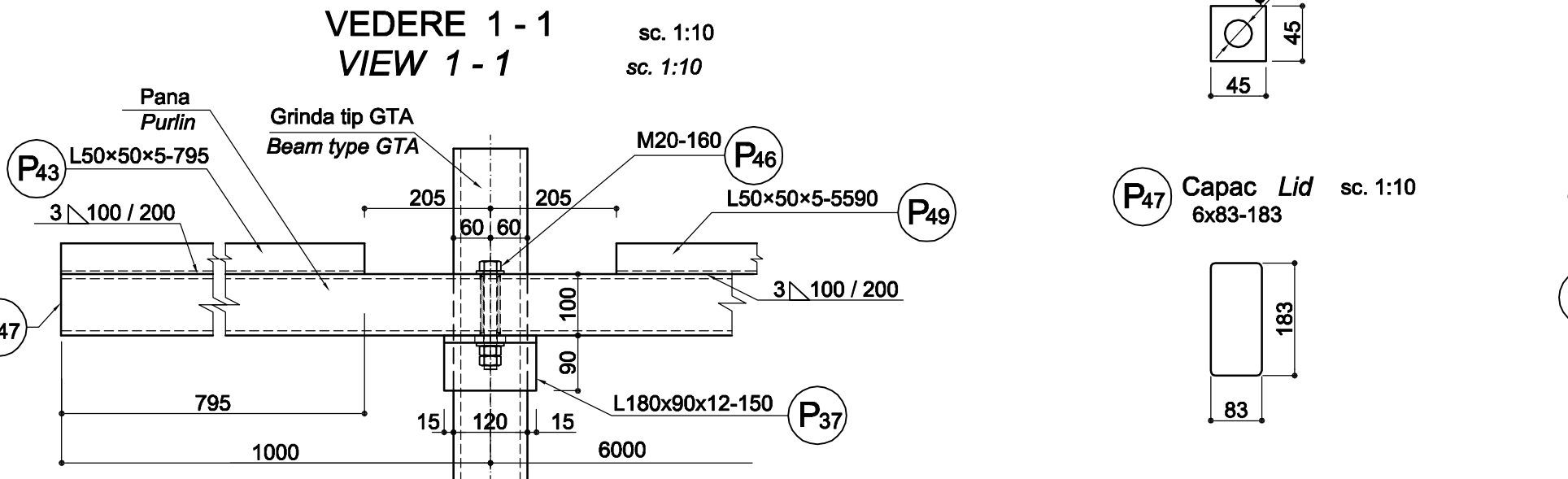
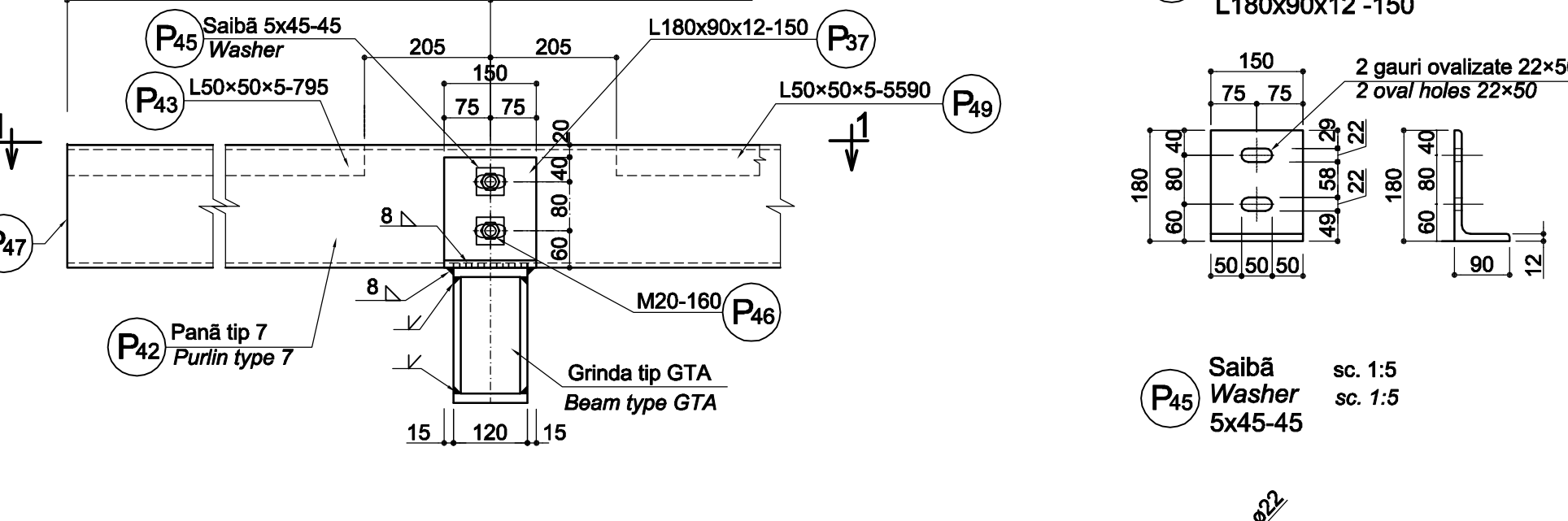


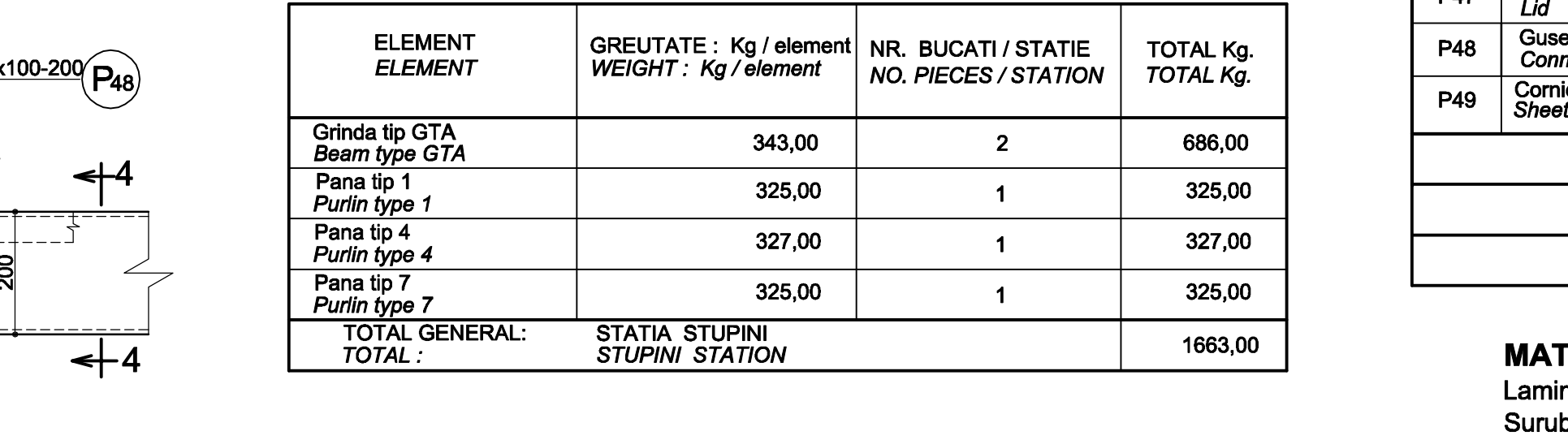
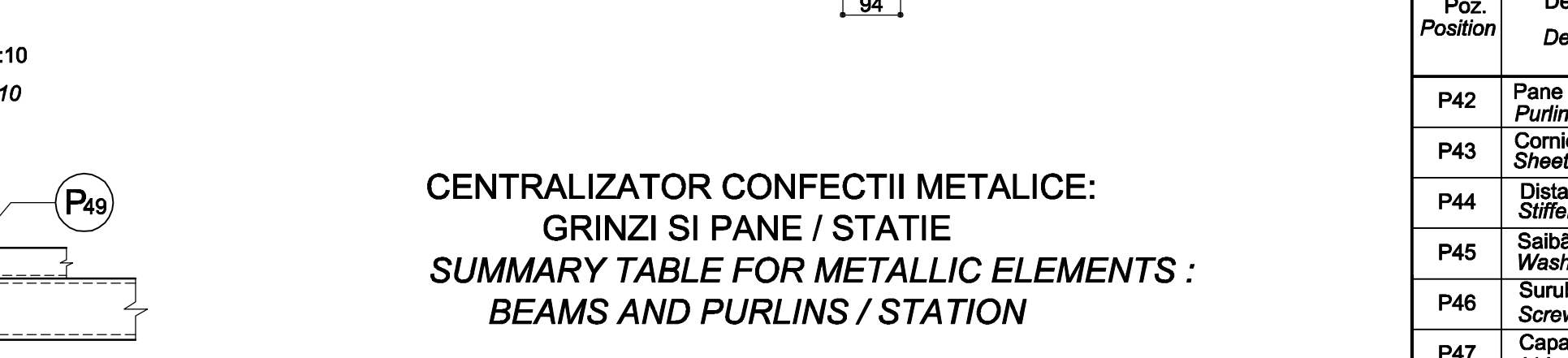
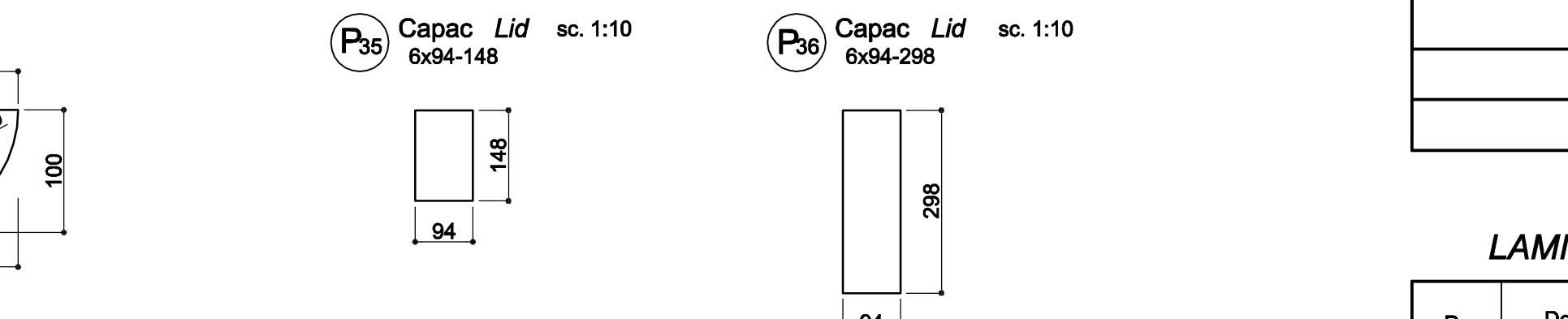
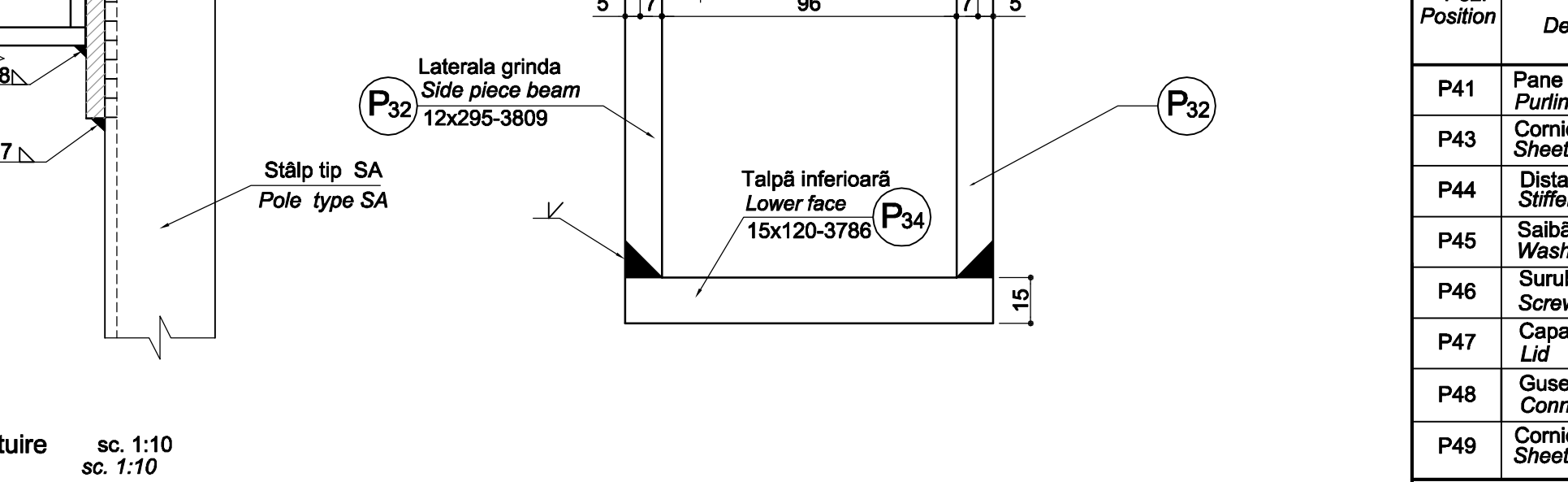
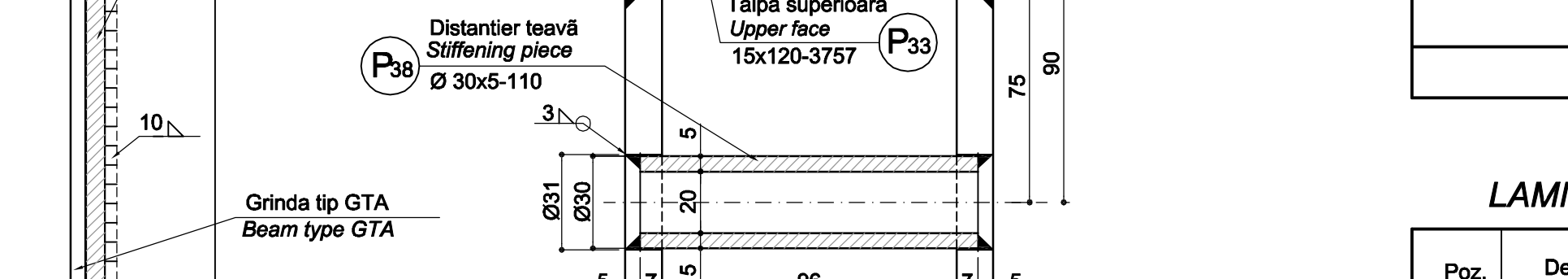
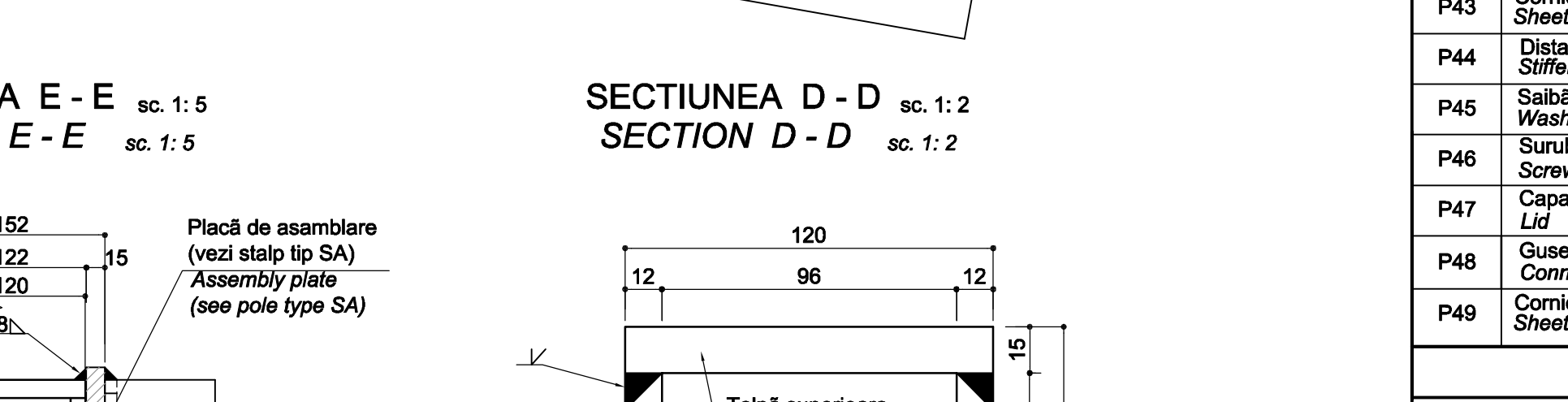
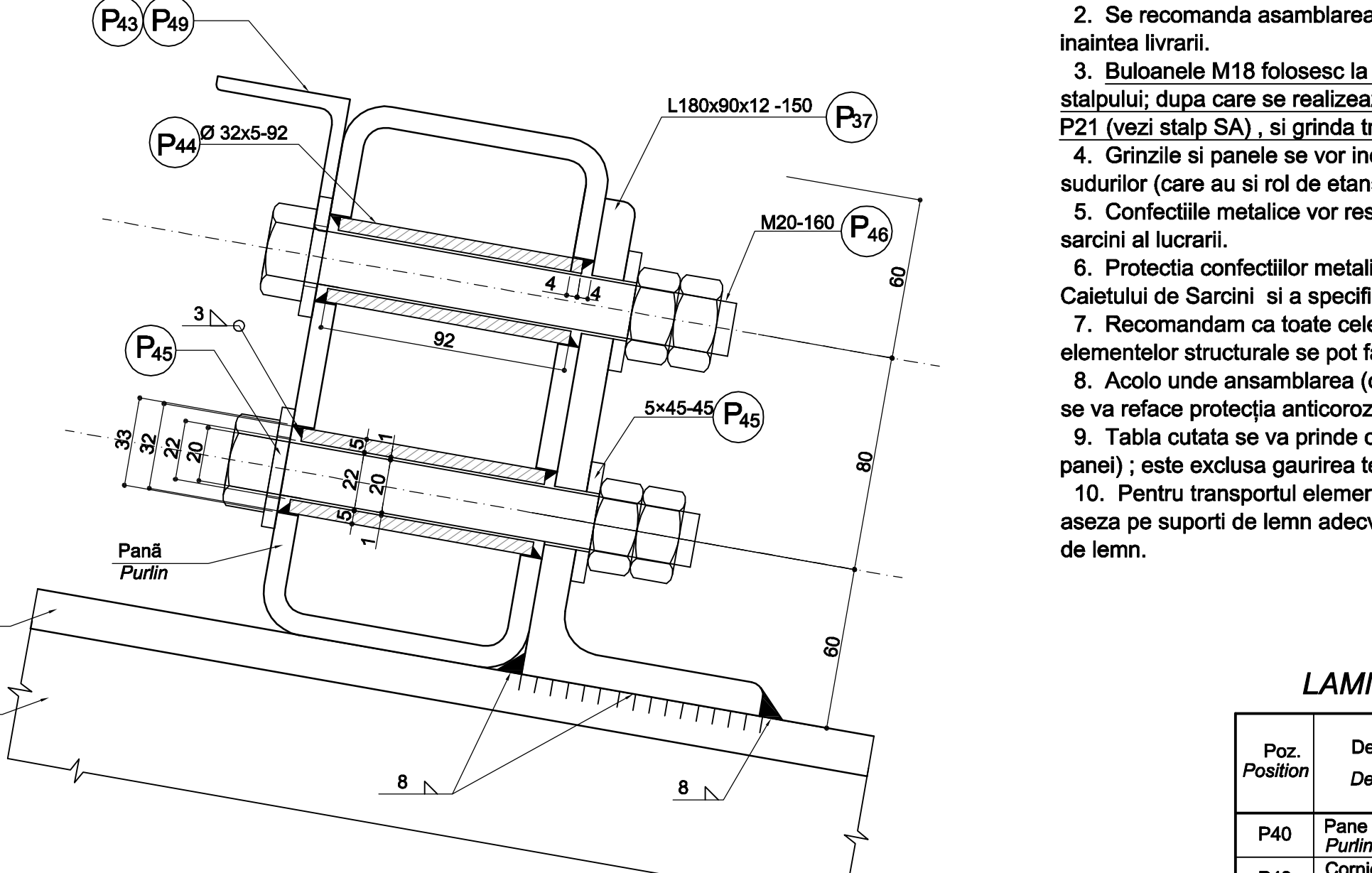
**GRINDA TIP GTA** scara 1:25  
**BEAM TYPE GTA** scale 1:25



**SECTIUNEA B - B** sc. 1:10  
**SECTION B - B** sc. 1:10



**DETALIU A (fixare pane)** sc. 1:2  
**DETAIL A (purlin fastening)** sc. 1:2



**CENTRALIZATOR CONFECTII METALICE: GRINZI SI PANE / STATIE**  
**SUMMARY TABLE FOR METALLIC ELEMENTS : BEAMS AND PURLINS / STATION**

ELEMENT	GREUTATE : Kg / element	NR. BUCATI / STATIE	TOTAL Kg
Grinda tip GTA Beam type GTA	343,00	2	686,00
Pana tip 1 Purlin type 1	325,00	1	325,00
Pana tip 4 Purlin type 4	327,00	1	327,00
Pana tip 7 Purlin type 7	325,00	1	325,00
<b>TOTAL GENERAL: STATIA STUPINI</b>			<b>1663,00</b>

**EXTRAS DE LAMINATE : PANA TIP 1 - 1 buc.**  
**LAMINATED ELEMENTS TABLE : PURLIN TYPE 1 - 1 pcs.**

Poz. Position	Denumirea Denomination	Dimensiuni Dimensions (mm)	Lungime length (m.m.)	Bucleti Pieces	Greutate kg Weight / m / buc / pieces	TOTAL
P40	Pana tip 1 (teava dreptungh.) Purlin type 1 (rectangular pipe)	100x200x8-	8000	1	35,10	280,80
P43	Cornier prindere tabla Sheet fastening angle bar	L50x50x5-	795	2	3,77	3,00
P44	Distanter teava Stiffening piece	Ø32x5-	92	4	3,33	0,31
P45	Saibă Washer	5x45-	45	8	1,77	0,08
P46	Surub + 2 piulițe Screw + 2 screw nut	M20-	160	4	-	0,57
P47	Reazem pane Purlin support	L180x90x12-150	150	3	24,50	3,68
P48	Guseu contravânturare Connection plate	10x100-	200	2	-	1,24
P49	Cornier prindere tabla Sheet fastening angle bar	L50x50x5-	5590	1	3,77	21,07
<b>TOTAL LAMINATE TOTAL LAMINATED ELEMENTS</b>						<b>315,15</b>
<b>ELECTROZI + GRUND 3%</b>						<b>9,85</b>
<b>ELECTRODES + WELDING 3%</b>						<b>9,85</b>
<b>TOTAL kg / 1buc. TOTAL kg / 1pcs.</b>						<b>325,00</b>

**EXTRAS DE LAMINATE : PANA TIP 4 - 1 buc.**  
**LAMINATED ELEMENTS TABLE : PURLIN TYPE 4 - 1 pcs.**

Poz. Position	Denumirea Denomination	Dimensiuni Dimensions (mm)	Lungime length (m.m.)	Bucleti Pieces	Greutate kg Weight / m / buc / pieces	TOTAL
P41	Pana tip 1 (teava dreptungh.) Purlin type 1 (rectangular pipe)	100x200x8-	8000	1	35,10	280,80
P43	Cornier prindere tabla Sheet fastening angle bar	L50x50x5-	795	2	3,77	3,00
P44	Distanter teava Stiffening piece	Ø32x5-	92	4	3,33	0,31
P45	Saibă Washer	5x45-	45	8	1,77	0,08
P46	Surub + 2 piulițe Screw + 2 screw nut	M20-	160	4	-	0,57
P47	Capac Lid	6x83-	183	2	3,90	0,72
P48	Guseu contravânturare Connection plate	10x100-	200	4	-	1,24
P49	Cornier prindere tabla Sheet fastening angle bar	L50x50x5-	5590	1	3,77	21,07
<b>TOTAL LAMINATE TOTAL LAMINATED ELEMENTS</b>						<b>317,63</b>
<b>ELECTROZI + GRUND 3%</b>						<b>9,37</b>
<b>ELECTRODES + WELDING 3%</b>						<b>9,37</b>
<b>TOTAL kg / 1buc. TOTAL kg / 1pcs.</b>						<b>327,00</b>

**EXTRAS DE LAMINATE : PANA TIP 7 - 1 buc.**  
**LAMINATED ELEMENTS TABLE : PURLIN TYPE 7 - 1 pcs.**

Poz. Position	Denumirea Denomination	Dimensiuni Dimensions (mm)	Lungime length (m.m.)	Bucleti Pieces	Greutate kg Weight / m / buc / pieces	TOTAL
P41	Pana tip 1 (teava dreptungh.) Purlin type 1 (rectangular pipe)	100x200x8-	8000	1	35,10	280,80
P43	Cornier prindere tabla Sheet fastening angle bar	L50x50x5-	795	2	3,77	3,00
P44	Distanter teava Stiffening piece	Ø32x5-	92	4	3,33	0,31
P45	Saibă Washer	5x45-	45	8	1,77	0,08
P46	Surub + 2 piulițe Screw + 2 screw nut	M20-	160	4	-	0,57
P47	Capac Lid	6x83-	183	2	3,90	0,72
P48	Guseu contravânturare Connection plate	10x100-	200	4	-	1,24
P49	Cornier prindere tabla Sheet fastening angle bar	L50x50x5-	5590	1	3,77	21,07
<b>TOTAL LAMINATE TOTAL LAMINATED ELEMENTS</b>						<b>317,63</b>
<b>ELECTROZI + GRUND 3%</b>						<b>9,37</b>
<b>ELECTRODES + WELDING 3%</b>						<b>9,37</b>
<b>TOTAL kg / 1buc. TOTAL kg / 1pcs.</b>						<b>327,00</b>

**EXTRAS DE LAMINATE : PANA TIP 7 - 1 buc.**  
**LAMINATED ELEMENTS TABLE : PURLIN TYPE 7 - 1 pcs.**

Poz. Position	Denumirea Denomination	Dimensiuni Dimensions (mm)	Lungime length (m.m.)	Bucleti Pieces	Greutate kg Weight / m / buc / pieces	TOTAL
P42	Pana tip 1 (teava dreptungh.) Purlin type 1 (rectangular pipe)	100x200x8-	8000	1	35,10	280,80
P43	Cornier prindere tabla Sheet fastening angle bar	L50x50x5-	795	2	3,77	3,00
P44	Distanter teava Stiffening piece	Ø32x5-	92	4	3,33	0,31
P45	Saibă Washer	5x45-	45	8	1,77	0,08
P46	Surub + 2 piulițe Screw + 2 screw nut	M20-	160	4	-	0,57
P47	Capac Lid	6x83-	183	2	3,90	0,72
P48	Guseu contravânturare Connection plate	10x100-	200	2	-	1,24
P49	Cornier prindere tabla Sheet fastening angle bar	L50x50x5-	5590	1	3,77	21,07
<b>TOTAL LAMINATE TOTAL LAMINATED ELEMENTS</b>						<b>315,15</b>
<b>ELECTROZI + GRUND 3%</b>						<b>9,85</b>
<b>ELECTRODES + WELDING 3%</b>						<b>9,85</b>
<b>TOTAL kg / 1buc. TOTAL kg / 1pcs.</b>						<b>325,00</b>

**EXTRAS DE LAMINATE : PANA TIP 7 - 1 buc.**  
**LAMINATED ELEMENTS TABLE : PURLIN TYPE 7 - 1 pcs.**

Poz. Position	Denumirea Denomination	Dimensiuni Dimensions (mm)	Lungime length (m.m.)	Bucleti Pieces	Greutate kg Weight / m / buc / pieces	TOTAL
P42	Pana tip 1 (teava dreptungh.) Purlin type 1 (rectangular pipe)	100x200x8-	8000	1	35,10	280,80
P43	Cornier prindere tabla Sheet fastening angle bar	L50x50x5-	795	2	3,77	3,00
P44	Distanter teava Stiffening piece	Ø32x5-	92	4	3,33	0,31
P45	Saibă Washer	5x45-	45	8	1,77	0,08
P46	Surub + 2 piulițe Screw + 2 screw nut	M20-	160	4	-	0,57
P47	Capac Lid	6x83-	183	2	3,90	0,72
P48	Guseu contravânturare Connection plate	10x100-	200	2	-	1,24
P49	Cornier prindere tabla Sheet fastening angle bar	L50x50x5-	5590	1	3,77	21,07
<b>TOTAL LAMINATE TOTAL LAMINATED ELEMENTS</b>						<b>315,15</b>
<b>ELECTROZI + GRUND 3%</b>						<b>9,85</b>
<b>ELECTRODES + WELDING 3%</b>						<b>9,85</b>
<b>TOTAL kg / 1buc. TOTAL kg / 1pcs.</b>						<b>325,00</b>

**EXTRAS DE LAMINATE : PANA TIP 7 - 1 buc.**  
**LAMINATED ELEMENTS TABLE : PURLIN TYPE 7 - 1 pcs.**

Poz. Position	Denumirea Denomination	Dimensiuni Dimensions (mm)	Lungime length (m.m.)	Bucleti Pieces	Greutate kg Weight / m / buc / pieces	TOTAL
P42	Pana tip 1 (teava dreptungh.) Purlin type 1 (rectangular pipe)	100x200x8-	8000	1	35,10	280,80
P43	Cornier prindere tabla Sheet fastening angle bar	L50x50x5-	795	2	3,77	3,00
P44	Distanter teava Stiffening piece	Ø32x5-	92	4	3,33	0,31
P45	Saibă Washer	5x45-	45	8	1,77	0,08
P46	Surub + 2 piulițe Screw + 2 screw nut	M20-	160	4	-	0,57
P47	Capac Lid	6x83-	183	2	3,90	0,72
P48	Guseu contravânturare Connection plate	10x100-	200	2	-	1,24
P49	Cornier prindere tabla Sheet fastening angle bar	L50x50x5-	5590	1	3,77	21,07
<b>TOTAL LAMINATE TOTAL LAMINATED ELEMENTS</b>						<b>315,15</b>
<b>ELECTROZI + GRUND 3%</b>						<b>9,85</b>
<b>ELECTRODES + WELDING 3%</b>						<b>9,85</b>
<b>TOTAL kg / 1buc. TOTAL kg / 1pcs.</b>						<b>325,00</b>

**MATERIALE**  
Laminated : S275J2G3 (OL44.3n)  
Suruburi M20 grupa 6.6  
Suruburi M18 grupa 5.6 (montaj)

**MATERIALS**  
Laminated : S275J2G3 (OL44.3n)  
Bolts M20 group 6.6  
Bolts M18 group 5.6 (montage)

**EXTRAS DE LAMINATE : GRINDA TIP GTA - 1buc.**  
**LAMINATED ELEMENTS TABLE : BEAM TYPE GTA - 1 pcs.**

Poz. Position	Denumirea Denomination	Dimensiuni Dimensions (mm)	Lungime length (m.m.)	Bucleti Pieces	Greutate kg Weight / m / buc / pieces	TOTAL
P32	Laterală grinda Side piece beam	12x295-	3809	2	27,79	105,86
P33	Talpi superioară Upper face	15x120-	3757	1	14,13	53,08
P34	Talpi inferioară Lower face	15x120-	3786	1	14,13	53,50
P35	Capac Lid	6x94-	148	1	4,43	0,66
P36	Capac Lid	6x94-	298	1	4,43	1,32
P37	Reazem pane Purlin support	L180x90x12-150	150	3	24,50	3,68
P38	Distanter teava Stiffening piece	Ø30x5-	110	2	3,08	0,34
P39	Surub montaj + saibă + piuliță Montage screw + washer + nut	M18-	180	2	-	0,465
<b>TOTAL LAMINATE TOTAL LAMINATED ELEMENTS</b>						<b>332,93</b>
<b>ELECTROZI + GRUND 3%</b>						<b>10,07</b>
<b>ELECTRODES + WELDING 3%</b>						<b>10,07</b>
<b>TOTAL kg / 1buc. TOTAL kg / 1pcs.</b>						<b>343,00</b>

**EXTRAS DE LAMINATE : GRINDA TIP GTA - 1buc.**  
**LAMINATED ELEMENTS TABLE : BEAM TYPE GTA - 1 pcs.**

Poz. Position	Denumirea Denomination	Dimensiuni Dimensions (mm)	Lungime length (m.m.)	Bucleti Pieces	Greutate kg Weight / m / buc / pieces	TOTAL
P32	Laterală grinda Side piece beam	12x295-	3809	2	27,79	105,86
P33	Talpi superioară Upper face	15x120-	3757	1	14,13	53,08
P34	Talpi inferioară Lower face	15x120-	3786	1	14,13	53,50
P35	Capac Lid	6x94-	148	1	4,43	0,66
P36	Capac Lid	6x94-	298	1	4,43	1,32
P37	Reazem pane Purlin support	L180x90x12-150	150	3	24,50	3,68
P38	Distanter teava Stiffening piece	Ø30x5-	110	2	3,08	0,34
P39	Surub montaj + saibă + piuliță Montage screw + washer + nut	M18-	180	2	-	0,465
<b>TOTAL LAMINATE TOTAL LAMINATED ELEMENTS</b>						<b>332,93</b>
<b>ELECTROZI + GRUND 3%</b>						<b>10,07</b>
<b>ELECTRODES + WELDING 3%</b>						<b>10,07</b>
<b>TOTAL kg / 1buc. TOTAL kg / 1pcs.</b>						<b>343,00</b>

**EXTRAS DE LAMINATE : GRINDA TIP GTA - 1buc.**  
**LAMINATED ELEMENTS TABLE : BEAM TYPE GTA - 1 pcs.**

Poz. Position	Denumirea Denomination	Dimensiuni Dimensions (mm)	Lungime length (m.m.)	Bucleti Pieces	Greutate kg Weight / m / buc / pieces	TOTAL
P32	Laterală grinda Side piece beam	12x295-	3809	2	27,79	105,86
P33	Talpi superioară Upper face	15x120-	3757	1	14,13	53,08
P34	Talpi inferioară Lower face	15x120-	3786	1	14,13	53,50
P35	Capac Lid	6x94-	148	1	4,43	0,66
P36	Capac Lid	6x94-	298	1	4,43	1,32
P37	Reazem pane Purlin support	L180x90x12-150	150	3	24,50	3,68
P38	Distanter teava Stiffening piece	Ø30x5-	110	2	3,08	0,34
P39	Surub montaj + saibă + piuliță Montage screw + washer + nut	M18-	180	2	-	0,465
<b>TOTAL LAMINATE TOTAL LAMINATED ELEMENTS</b>						<b>332,93</b>
<b>ELECTROZI + GRUND 3%</b>						<b>10,07</b>
<b>ELECTRODES + WELDING 3%</b>						<b>10,07</b>
<b>TOTAL kg / 1buc. TOTAL kg / 1pcs.</b>						<b>343,00</b>

**SUDURI**  
Acolo unde nu exista alte precizari, sudurile se vor realiza cu grosimea cordonului de sudura a = 0,7 t min (unde t min = cea mai mica grosime a pieselor care se suddeaza)

**WELDING**  
If there are no other specifications, the welding will have the welding seam a = 0,7 t min (where t min = the smallest thickness of pieces to be welded).

D					
C					
B					
A					
Index	Date	Modificare Modification/Revision	Proiectant Designer	Asistent Consultant	Approbat CFR Approved CFR
GUVERNUL ROMANIEI ROMANIAN GOVERNMENT		PROIECT FINANAT DE UNIUNEA EUROPEANA EUROPEAN UNION FINANCED PROJECT			
CLIENT / CLIENT		C.N.C.F. "C.F.R." - S.A.			
CONSULTANT / CONSULTANT		Date Date		Semnatura / Signature	
		R. Liuzza		12.2011	
		C. Gambelli		12.2011	