PLAN FUNDATII CLADIRE sc. 1:50
BUILDING FOUNDATIONS PLAN sc. 1:50

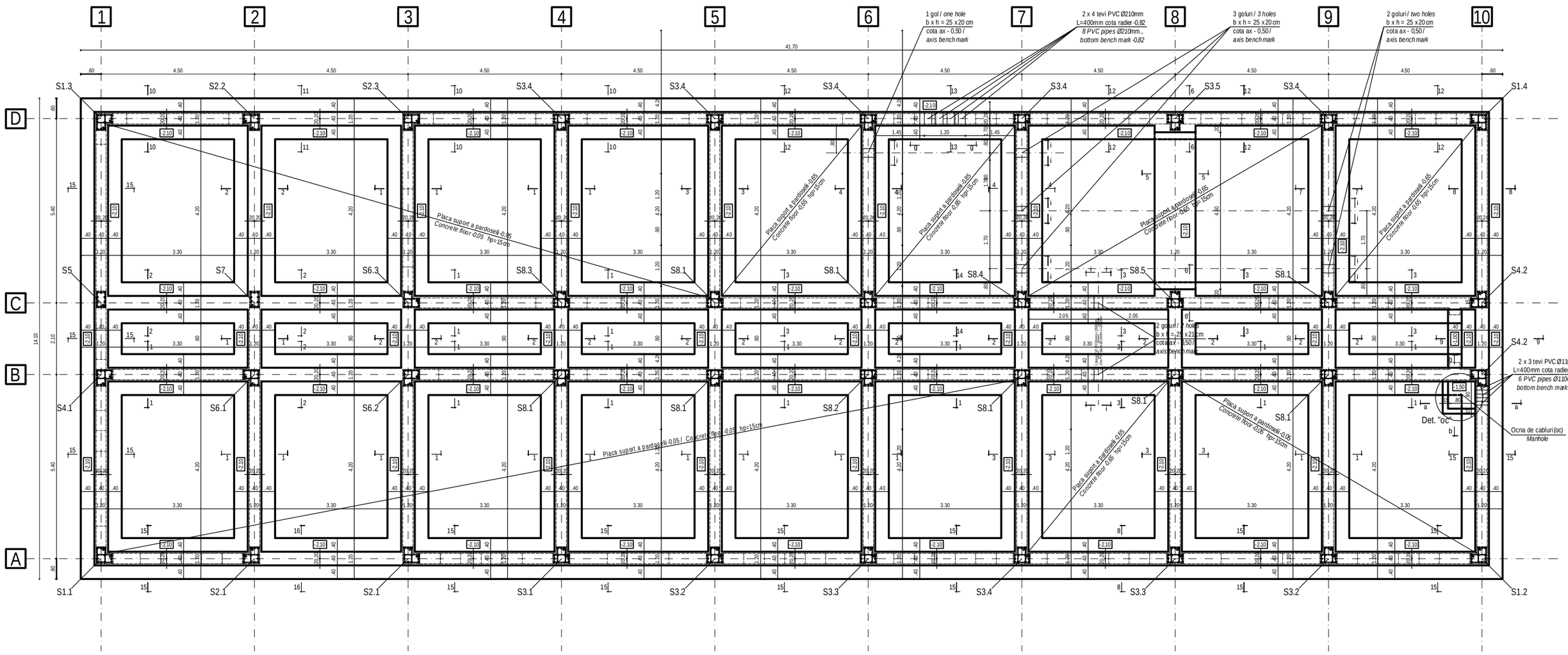

ORDINEA DE EXECUTIE :
1. Verificarea capacitatii portante a pernei de balast (cota superioara NSS-1,50m) prin probe Proctor ;
2. Turnarea in elevatie, prin cofrare, a fundatiilor cladirii si a ocnei de cabluri ;
3. Pozitionarea retelelor de instalatii ;
4. Executarea umpluturii de pamant interioare, intre fundatii. Se va face cu pamant sanatos (materii organice <5%), prin compactare 98% in straturi succesive de 10 cm grosime ;
5. Turnarea stratului suport al pardoselii, a soclurilor si a fundatiilor de utilaje, a canalelor.

SEQUENCE OF EXECUTION :
1. Cheking the bearing capacity of ballast bed (bench mark at the upper part NSS-1,50m) by Proctor test ;
2. Pouring the building foundations and manhole in elevation by concrete encasement ;
3. Positioning the installations networks (pipes) ;
4. Making the inside earth filling between foundations. This will be made using proper earth (organic matters <5%), by 98% compaction in 10 cm thick succesive layers ;
5. Pouring the support layer of floor, the base and foundations for equipment, the cable channels.

g - g sc. 1:20

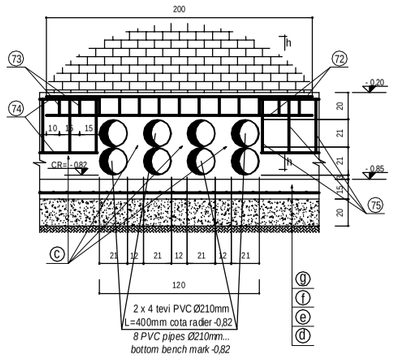

h - h sc. 1:20

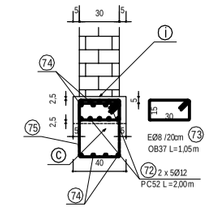

i - i sc. 1:20
8 buc. / 8 pcs.

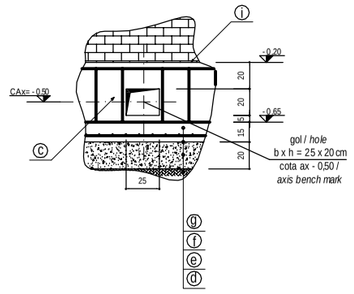

NOTA 1 :
- Adancimea de inghet : 110 cm, conform STAS 6054/77.
- Categoria de importanta : "C" - normala, conform H.G.R. nr. 766 / 21.11.1997.
- Clasa de importanta si expunere la cutremur : III, conf. normativ P100-1/2006.
- Din punct de vedere seismic, amplasamentul este caracterizat de a_g=0,20g (IMR =100 ani) si T =0,7 sec., conform normativ P100-1/2006.

NOTE 1 :
- *Depth frost : 110 cm, according to* STAS 6054/77.
- *Importance category : "C" - normal, according to H.G.R. No. 766 / 21.11.1997.*
- *Importance class and earthquake exposure : III, according to norm P100-1/2006.*
- *From seismic point of view, the location is characterized by a_g=0,20g (IMR =100 years) and T =0,7 sec., according to norm P100-1/2006.*

NOTA 2 :
Pentru cota de fundare indicata, natura terenului bun de fundare (perna de balast compactata) a fost considerata ca avand capacitatea portanta p_{max}≥150kPa.
Inainte de turnarea fundatiilor este obligatorie confirmarea capacitatii portante a terenului, pe baza de proces verbal de lucrari ascunse, intocmit de un specialist geotehnician autorizat.
NOTE 2 :
For the indicated foundation quota, the nature of proper foundation ground (compacted ballast bed) was considered to have bearing capacity p_{max}≥150kPa.
Before pouring the foundations, it is compulsory to confirm the bearing capacity of ground based on a hidden works report drawn up by an authorized professional geotechnician.

NOTA 3 :
Pentru toate armaturile, raza domului de indoire va fi egala cu **3d**
NOTE 3 :
*For all reinforcements, the radius of mandrel for bending is equal to **3d***

Cotarea armarii in "cm" ;
Cotarea confectiilor metalice in "mm"
Reinforcement dimensions in "cm" ;
Dimensions of metallic elements in "mm"

BETON SIMPLU, vibrat (egalizare) : C8/10 – P4 – T3 – IIA 32,5/ 0...31
BETON ARMAT, vibrat (fundatii) : C12/15 – P4 – T3 – IIA 32,5/ 0...31
BETON ARMAT, vibrat (strat suport pardoseala) : C16/20 – P4 – T3 – IIA 32,5/ 0...16
OTEL BETON : OB37 : PC52 ; STNB
LAMINATE : S235J2G3 (OL37)
PLAIN CONCRETE, vibrated (leveling) : C8/10 – P4 – T3 – IIA 32,5/ 0...31
REINFORCED CONCRETE, vibrated (foundations) : C12/15 – P4 – T3 – IIA 32,5/ 0...31
REINFORCED CONCRETE, vibrated (support layer of floor) : C16/20 – P4 – T3 – IIA 32,5/ 0...16
REINFORCEMENT : OB37 ; PC52 ; STNB
ROLLED STEEL : S235J2G3 (OL37)
Acoperirea cu beton a armaturilor de rezistenta : c = 5 cm.
Concrete covering of the main reinforcing bars : c = 5 cm.

LEGENDA
- (a) Perna de balast compactata 98%
- (b) Beton de egalizare C8/10
- (c) Beton armat in fundatii C12/15
- (d) Umplutura de pamant sanatos compactat 98% in straturi de 10cm
- (e) Strat de esuare a capilaritatii din pietris compactat
- (f) Hartie Kraft sau folie de polietilena
- (g) Strat suport al pardoselii din beton C16/20 armat cu plase sudate
- (h) Pardoseala finita
- (i) Membrana hidroizolanta rugoasa
- (k) Dop mastic bituminos 2cm

LEGEND
- (a) *98% compacted ballast bed*
- (b) *C8/10 leveling concrete*
- (c) *Reinforced concrete in foundations C12/15*
- (d) *98% compacted proper ground filling in 10cm layers*
- (e) *Capillarity breaking layer made of compacted gravel*
- (f) *Kraft paper or polyethylene film*
- (g) *Suport layer of concrete floor C16/20 reinforced with welded nets*
- (h) *Finite floor*
- (i) *Rough waterproof membrane*
- (k) *2 cm bituminous mastic plug*

±0.00 = +0.60 NSS

DETALII INGLOBARE MUSTATI PENTRU STALPISORI sc. 1:20
ANCHORAGE DETAILS FOR COLUMNS REINFORCEMENT sc. 1:20

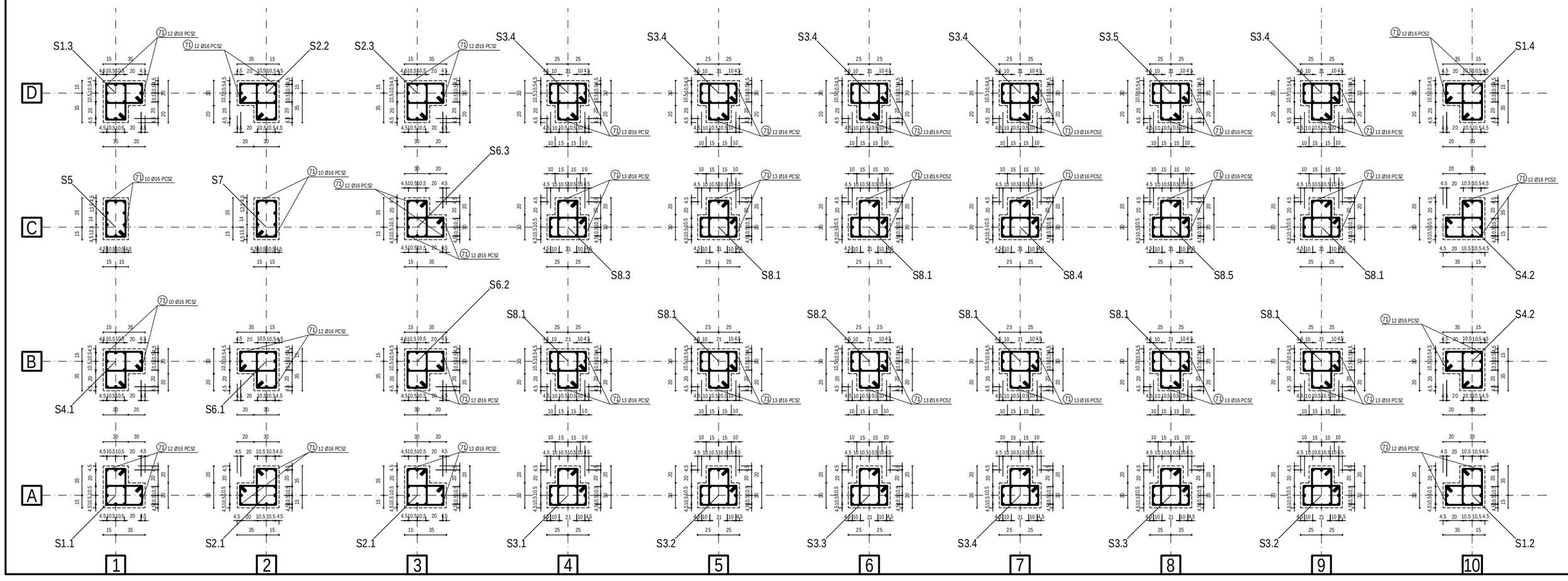

MUSTATI PENTRU STALPISORI sc. 1:20
ANCHORAGE FOR COLUMNS REINFORCEMENT sc. 1:20

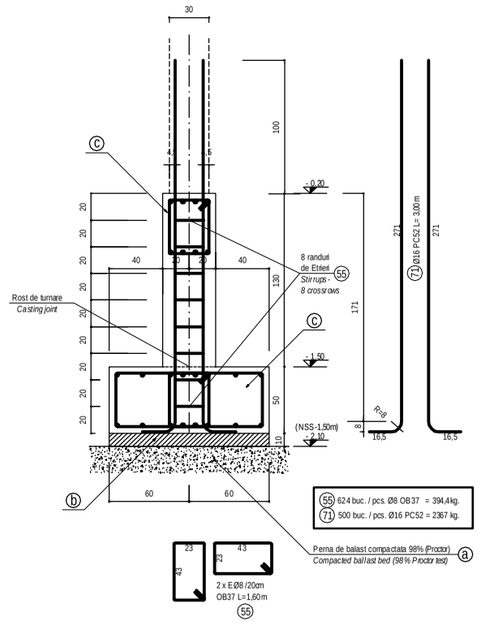

(56) 624 buc. / pcs. Ø8 OB37 = 394,4kg
(71) 500 buc. / pcs. Ø16 PC52 = 2367 kg

Indice Index	Data Date	Modificare Modification/Revision	Proiectant Designer	Aprobat Consultant Approved Consultant	Aprobat CFR Approved CFR
D					
C					
B					
A					

GUVERNUL ROMANIEI / ROMANIAN GOVERNMENT
PROIECT FINANŢAT DE UNUNEA EUROPEANĂ / EUROPEAN UNION FINANCED PROJECT

CLIENT / CLIENT: C.N.C.F. "C.F.R." - S.A.

CONSULTANT / CONSULTANT

			Data Date	Semnătură Signature
Aprobat Approved	Director proiect Project manager	R. Liuzza	12.2011	
Aprobat Approved	Coordonator Secţiune / Section 1 Coordinator	C. Gambelli	12.2011	
Verificat Checked	Verificator Verifier	Giuseppe Fioravanti	12.2011	

SUBCONTRACTANT / SUBCONTRACTOR

Aprobat Approved	Responsabil Subconsultant Responsible	A.Stanciu - Dinulescu	12.2011	
Elaborat Elaborated	Proiectant Designer	Popescu Remus Dan	12.2011	

Reabilitarea liniei de cale ferata Braşov - Simeria, parte componentă a coridorului IV Pan European, pentru circulaţia trenurilor cu viteza maximă de 160 km/h,
Tronsonul : Braşov - Sighişoara
Rehabilitation of the railway line Braşov - Simeria, component Part of the IV Pan-European Corridor, for the trains circulation with maximum speed of 160 km/h.
Section : Braşov - Sighişoara

Proiect/Project 2004/RO/16/P/PA/003
Faza / Phase: P.Th. / T.D.

Denumire desen / Drawing Title :
CLADIREA STATIEI BOD - PLAN FUNDATII CLADIRE ; DETALII
BOD RAILWAY STATION BUILDING - BUILDING FOUNDATIONS PLAN ; DETAILS

Codificare / Codification System: UCF/UCF
Sc ara / Scale 1 : 50
Nr. / No 01 / 01

E A S 1 0 1 C 0 5 P B C C 0 0 2 1 0 2 1 1

2%A1 [841x1485]=1,25m²

PDF created with pdfFactory Pro trial version www.pdffactory.com