

PLANUL DE PRINDERE FERME PENTRU CELE TREI IESIRI TUNEL/ TRUSS FIXING PLAN FOUR PEDESTRIAN TUNNEL

Nota: Acest plan se va corela cu planul EA5101E12PBCC14005  
This plan will be correlated with EA5101E12PBCC14005

Otel/ Steel - OL 37-2  
( S235JR )

D					
C					
B					
A					
Index	Data	Modificare	Proiectant	Aprobat Consultant	Aprobat CFR
		Modification/Revision	Designer	Approved Consultant	Approved CFR



**GUVERNUL ROMANIEI** PROIECT FINANȚAT DE UNIUNEA EUROPEANĂ  
**ROMANIAN GOVERNMENT** EUROPEAN UNION FINANCED PROJECT


C.N.C.F. "C.F.R." - S.A.


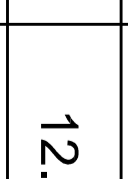

CLIENT / CLIENT

 **ITALFERR**  
 GRUPPO FERROVIE DELLO STATO  
 Joint Venture leader

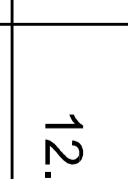
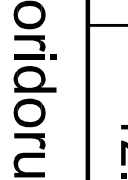
 **Scott Wilson**

 **OBERMAYER**  
 PLANEN + BERATEN GmbH

 **TECNIC**  
 Consulting Engineers

CONSULTANT / CONSULTANT		Date	Semnatura
Aprobat / Approved	Șef proiect / Project manager	12.2011	
Aprobat / Approved	Coordonator Secțiune 1 / Section 1 Coordinator	12.2011	
Verificat / Checked	Verificator / Verifier	12.2011	

SUBCONTRACTANT / SUBCONTRACTOR

SUBCONTRACTANT / SUBCONTRACTOR		Date	Semnatura
Aprobat / Approved	Responsabil Subcontractant / Subcontractant Responsible	12.2011	
Elaborat / Elaborated	Proiectant / Designer	12.2011	

**Reabilitarea liniei de cale ferată Brașov - Simeria, parte componentă a coridorului IV Pan European, pentru circulația trenurilor cu viteză maximă de 160 km/h.**  
**Tronsoani : Brașov - Sighișoara**  
 Rehabilitation of the railway line Brașov - Simeria, component Part of the IV Pan-European Corridor, for the trains circulation with maximum speed of 160 km/h.  
**Section : Brașov - Sighișoara**

Denumire desen / Drawing Title :

**HALTA C.F. MATEIAS / MATEIAS FLAG STATION**  
**COPERTINA TUNEL PIETONAL / PEDESTRIAN TUNNEL CANOPY**  
 - PLAN PRINDERE FERME / TRUSS FIXING PLAN -

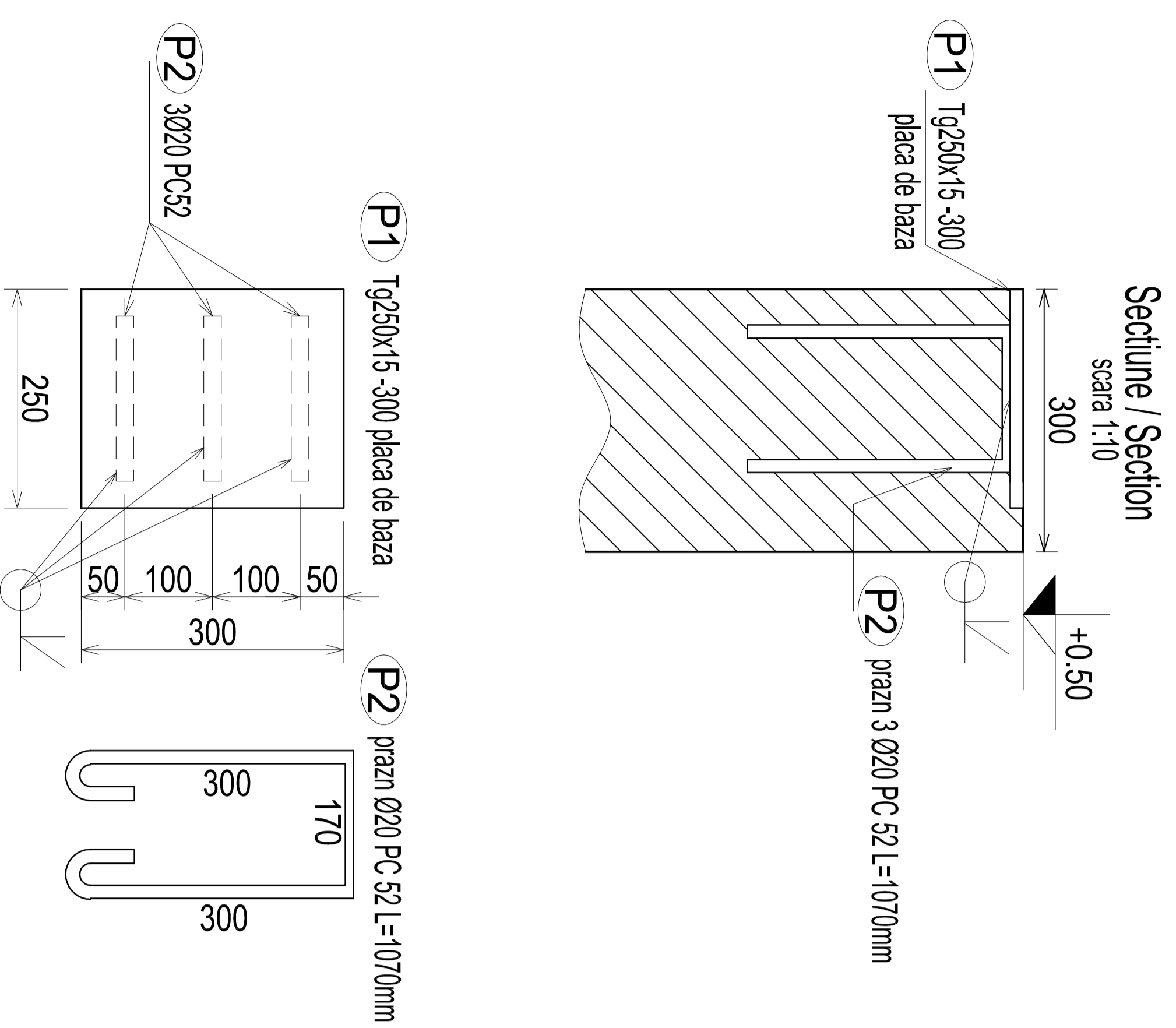
Codificare / Codification System

E	A	5	1	0	1	C	1	2	P	Z	C	C	0	0	1	4	0	0	1	7	0
---	---	---	---	---	---	---	---	---	---	---	---	---	---	---	---	---	---	---	---	---	---

Scara / Scale

LOT/LOT

Nr. / No



- P1** 1g250x15-300 placa de baza  
 8.83kg/bucata\*12\*3=317.88kg  
**P2** 1g250x15-300 placa de baza  
 2.47Kg/m\*1.070 = 2.64Kg/bucata  
 2.64Kg/bucata\*36\*3=285.12kg