Contur Decantor de namol + Separator de grasimi -
Mud settling + fat collector tank Contour
Rezervor stocare apa incendiu, montat subteran -
Firefighting underground tank
Statie pompare apa stingere incendiu -
Firefighting water pumping station
Contur Statie de pompare pentru apa pluviala -
Rainwater pumping station Contour

PLAN SAPATURA - *EXCAVATION PLAN*
SC. 1:50

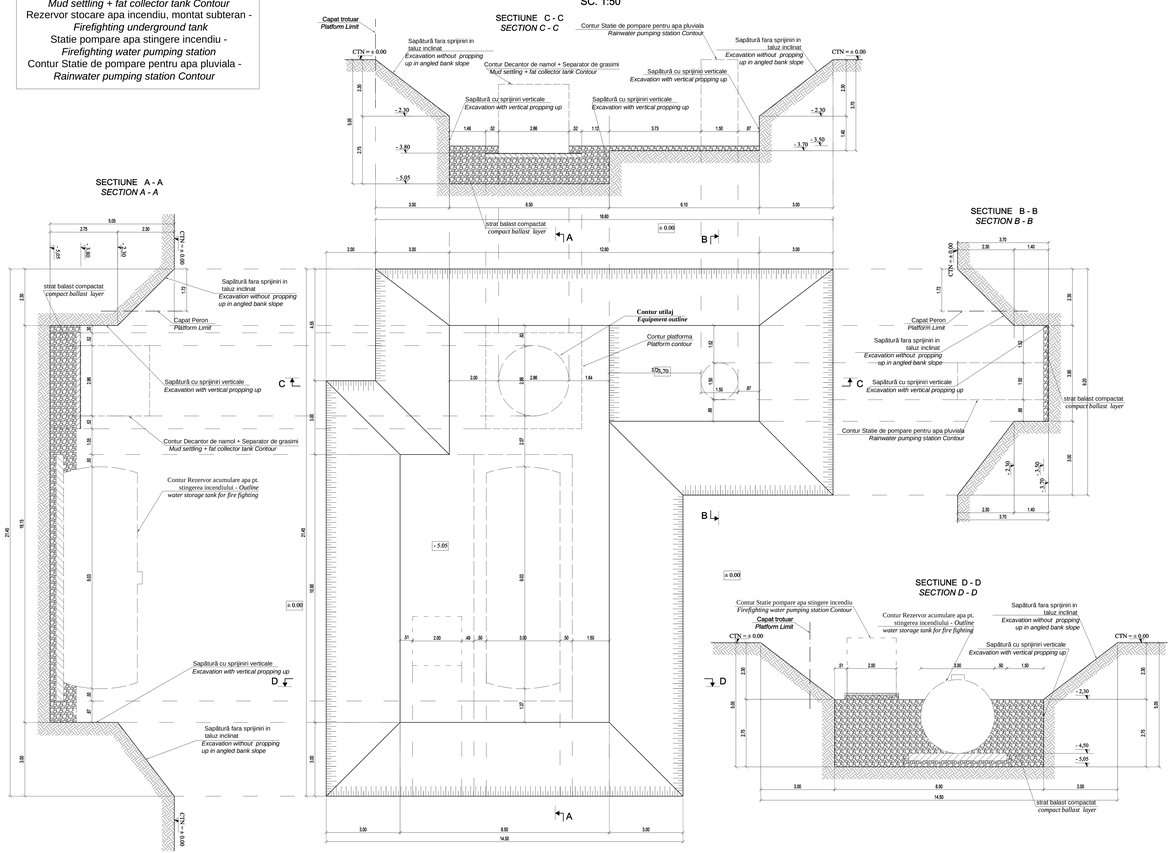

PLAN SAPATURA - *EXCAVATION PLAN*
SC. 1:50

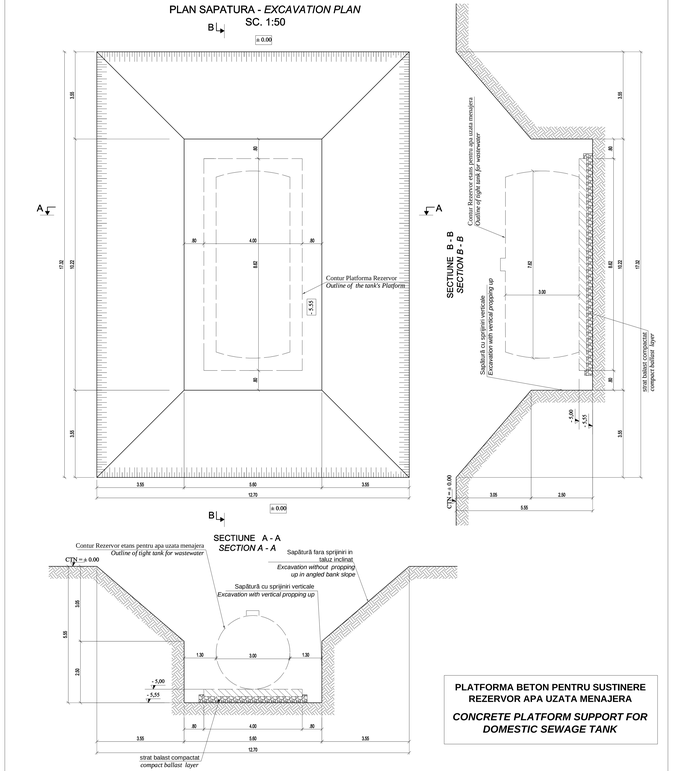

PLATFORMA BETON PENTRU SUSTINERE REZERVOR APA UZATA MENAJERA

CONCRETE PLATFORM SUPPORT FOR DOMESTIC SEWAGE TANK

PLAN SAPATURA - *EXCAVATION PLAN*
SC. 1:50

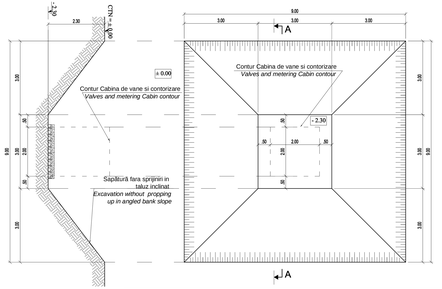

Cabina de vane si contorizare - *Valves and metering Cabin contour*

A SE CONSULTA IMPREUNA CU DESENELE / TO *CONSULT THE DRAWINGS* :

PLATFORMA BETON PENTRU SEPATOR DE GRASIMI - PLAN PLATFORMA
CONCRETE PLATFORM FOR OIL SEPARATOR - PLATFORM PLAN
E A S 1 0 1 C 0 0 P Z C C 0 0 0 X 0 0 1

PLATFORMA BETON PENTRU SUSTINERE REZERVOR APA UZATA MENAJERA
CONCRETE PLATFORM SUPPORT FOR DOMESTIC SEWAGE TANK
E A S 1 0 1 E 0 0 B B C C 0 0 0 X 0 0 6

PLATFORMA BETON PENTRU SUSTINERE REZERVOR DE ACUMULARE APA PENTRU STINGEREA INCENDIILOR
CONCRETE PLATFORM SUPPORT FOR WATER STORAGE TANK FIRE FIGHTING
E A S 1 0 1 E 0 0 B B C C 0 0 0 X 0 0 7

STATIE DE POMPARE APA PENTRU STINGERE INCENDII - VEDERE IN PLAN SI SECTIUNI VERTICALE
WATER POMPING STATION FOR FIRE FIGHTING - PLAN VIEW AND VERTICAL SECTIONS
E A S 1 0 1 C 0 0 P Z C C 0 0 0 X 0 0 5

CABINA DE VANE SI CONTORIZARE - VEDERE IN PLAN SI SECTIUNE VERTICALA
VALVES AND METERING CABIN - PLAN VIEW AND VERTICAL SECTION
E A S 1 0 1 C 0 0 P Z C C 0 0 0 X 0 0 2

PLATFORMA BETON PENTRU SEPATOR DE GRASIMI - PLAN PLATFORMA / *CONCRETE PLATFORM FOR OIL SEPARATOR - PLATFORM PLAN*
E A S 1 0 1 C 0 0 P Z C C 0 0 0 X 0 0 1

± 0.00 = NSS proiectat /*Superior level of the railway track*

OBS
Duca realizarea sapaturi le cotele necesare:
1 - Se va pune un strat de balast compactat de 25 cm (cota la cota de nivel -4,80 m) apoi potanda-se realiza platforma pentru rezervor si montarea propriu-zisa a acestuia.
2 - Completarea gropii de sapatura cu un strat de balast pana la:
a. cota de nivel - 3.80 m , la care se monteaza Decantorul de grasimi,
b. coata de nivel -3.50m , la ce se monteaza Statia de pompare ape pluviale ,
c. loata de nivel -2.30 m , la care se monteaza statia de pompare stingere incendiu.

After realizing the excavations at the proper levels:
1. 25cm of compact ballast will be layed (up to -4,80 m level), then realizing the platform for the tank and its proper installation.
2 , Filling the excavation pit with more compact ballast up to:
a. the level of - 3.80m , proprer for assembling the Fat Collector tank;
b. the level of - 3.50m , proprer for assembling the Rainwater pumping station;
c. the level of - 2.30m , proprer for assembling the Firefighting water pumping station .

NOTA :
1. Sapaturile si sprijinirile dinspre peron trebuie realizate cu grija pentru a nu periclita construcciile invecinate.
2. Pe inaltimea sapaturii sprijinirea malurilor se va realiza astfel incat sa nu impiedice montarea echipamentelor aferente.
3. In Statia in care configuratia terenului natural este astfel incat nu sunt necesare sapaturi pentru montarea echipamentelor , ordinea de executie este urmatoarea :
a. Executia lucrarilor de montare a echipamentelor (includand amenajarea terenului de fundare);
b. Realizarea umpluturilor necesare in jurul echipamentelor montate.

NOTE :
1.The excavations which are near the Platform limit should the done with attention , not to damage the nearby constructions.
2.The vertical propping ups for the excavations will be done so that the installation of equipments can be possible.
3. In stations in which the configuration of the natural ground implies no more excavations for the installation of equipments, the order of executions will be the following:
a. Installing the equipments (including the ground arrangements for foundation).
b. Making necessary fillings around the installed equipments .

D					
C					
B					
A					
Indice Index	Data Date	Modificat Modification	Proiectat Designed	Aprobat Consultant Approved Consultant	Aprobat CFR Approved CFR

GUVERNUL ROMANIEI / ROMANIAN GOVERNMENT — PROIECT FINANTAT DE UNIUNEA EUROPEANA / EUROPEAN UNION FINANCED PROJECT

CLIENT / CLIENT — C.N.C.F. "C.F.R." - S.A.

STALFERM — Strom Wilhelm — OBERMEYER PLANEN + BERATEN GmbH — TECNIC Consulting Engineers

CONSULTANT / CONSULTANT			Data Date	Semnatura Signature
Aprobat Approved	Director proiectare Project manager	R. Liuzzi	12. 2011	
Aprobat Approved	Responsabil Proiectare Section 1 Coordinator	C. Gambelli	12. 2011	
Verificat Checked	Verificator Verifier	Giuseppe Fioravanti	12. 2011	

SUBCONTRACTANT / SUBCONTRACTOR				
Aprobat Approved	Responsabil Proiectare Section 1 Subcontractor	A.Stancio - Dinulescu	12. 2011	
Verificat Checked	Verificator Verifier	Andreea Stanciu	12. 2011	

Reabilitarea liniei de cale ferata Brasov – Simeria, parte componenta a coridorului IV Pan European, pentru circula de trenuri/tur cu viteza maxim 8 de 160 km/h.
Tronsonul : Brasov - Sighisoara
Rehabilitation of the railway line Brasov – Simeria, component Part of the IV Pan-European Corridor, for the trains circulation with maximum speed of 160 km/h.
Section : Brasov - Sighisoara

Proiect/Project: 2004/RO/16/P/PA/003

Faza / Phase: P.Th. / T.D.

Denumire desen / Drawing Title :
CONSTRUCTII ANEXE INSTALATIILOR - PLANURI DE SAPATURA
STATIA CF CAITA
ADDITIONAL CONSTRUCTIONS FOR INSTALATIONS - EXCAVATION PLANS
RAILWAY STATION CAITA

Codificare / Codification System: RAES1 01 C 1B PB CC 00 0 X 001 0

Scara / Scale: Nr.

LOT / LOT

Nr / No: 01 / 01