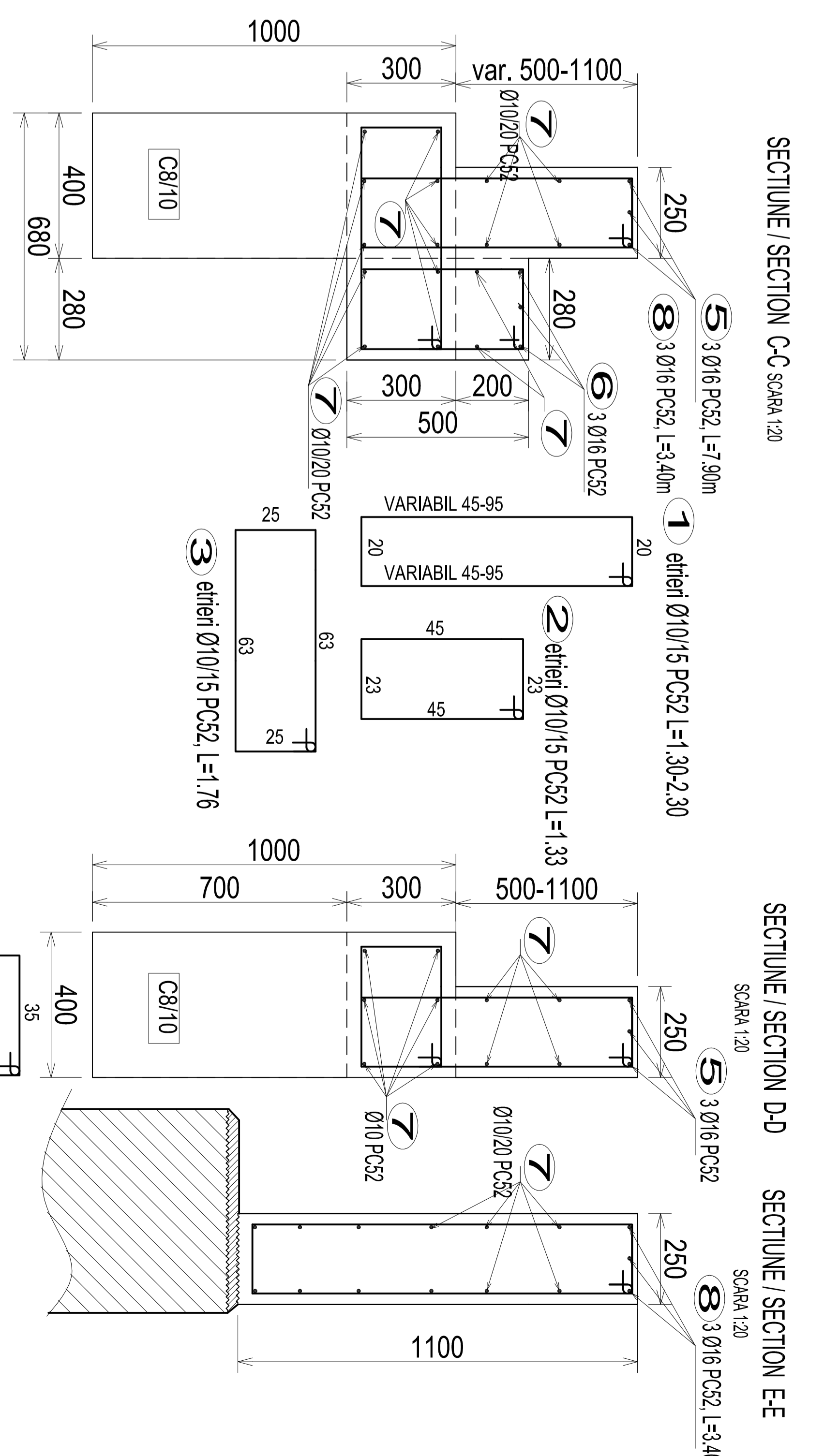
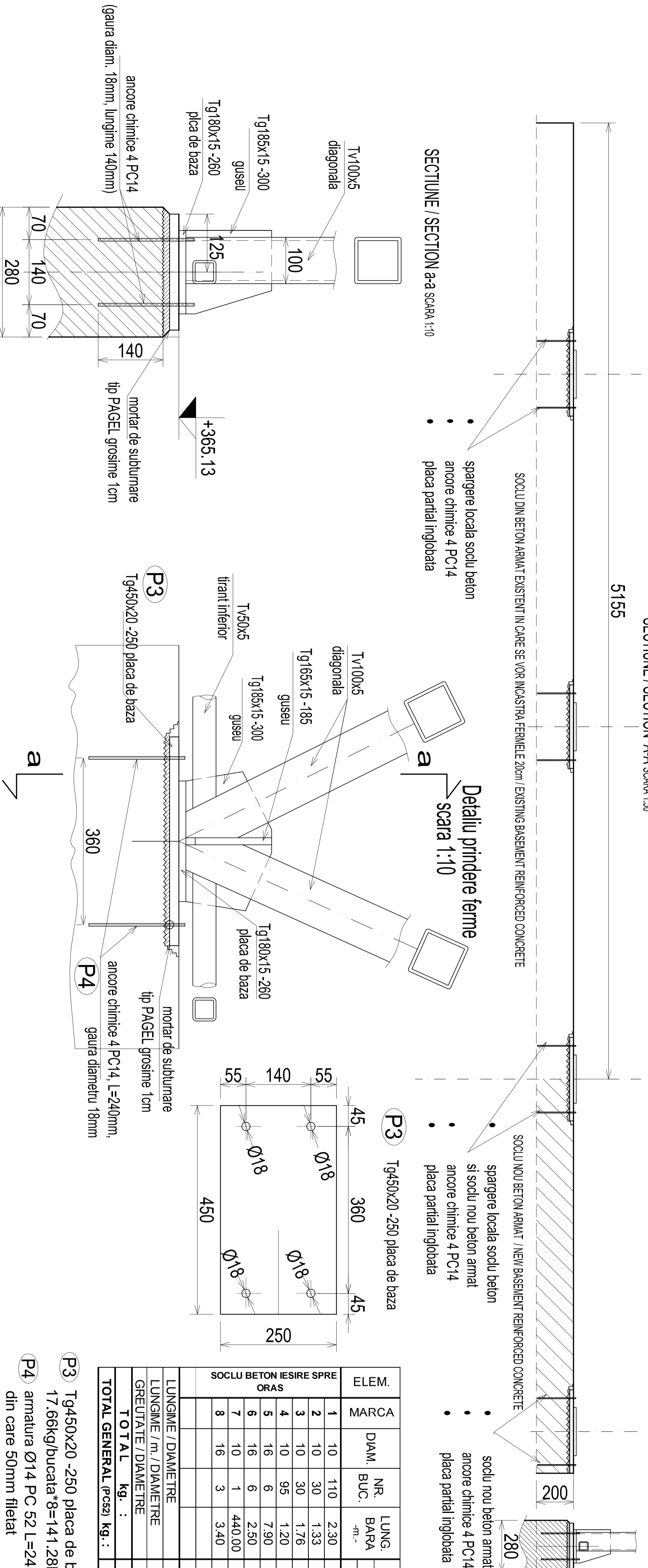
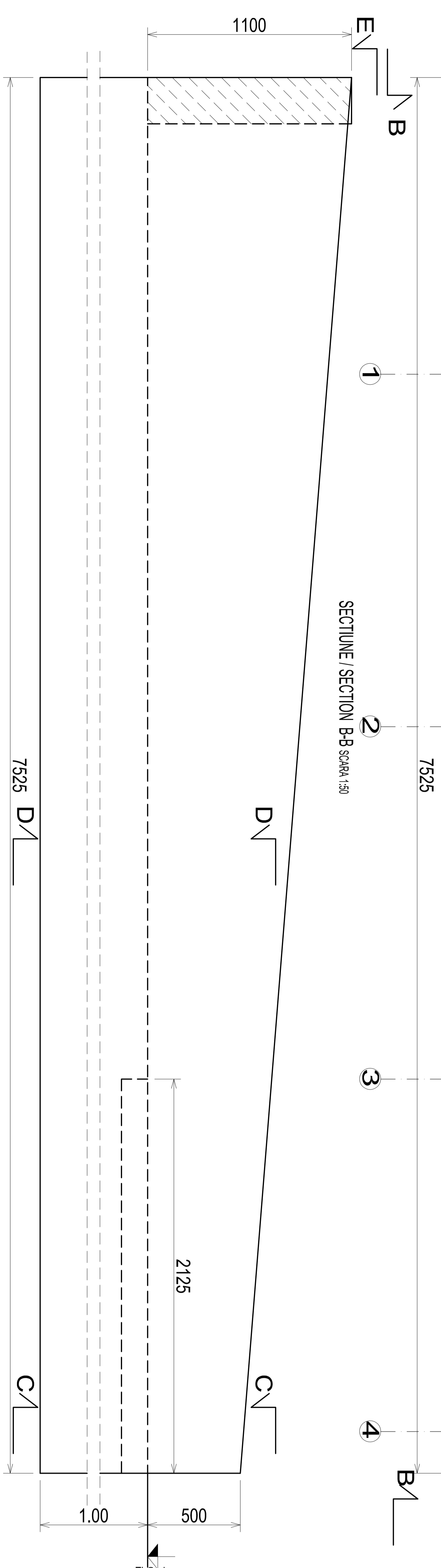
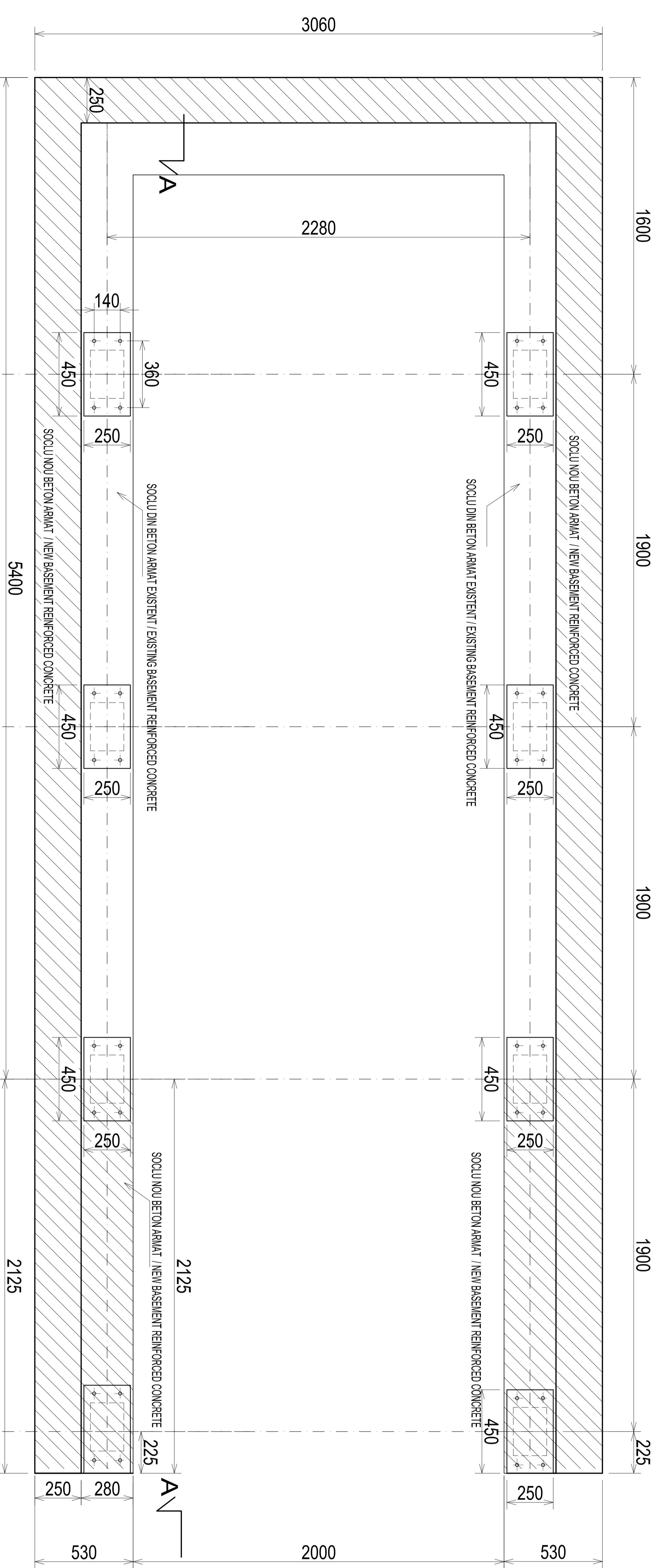


Soclu de beton armat la scara pentru tunel Iesire spre linii / Exit to railways



ELEM.	NR.	DIAM.	NR. BUC.	LUNG. BARRA	LUNG. BUC.	LUNG. DIAMETRE	PC52	
1	10	110	230	0.8	0.10	0.16		
2	10	30	133	253.0	0.10	0.16		
3	10	30	176	39.8	0.17	0.16		
4	10	95	120	52.8	0.17	0.16		
5	16	6	7.90	114.0	0.17	0.16		
6	16	6	2.50	47.4	0.17	0.16		
7	10	1	440.00	15.0	0.17	0.16		
8	16	3	3.40	440.0	0.17	0.16		
TOTAL GENERAL (prez):							671.0	

SOCLU BETON IESIRE SPRE ORAS	DIAM.	NR. BUC.	LUNG. BARRA	LUNG. BUC.	LUNG. DIAMETRE	PC52	
1	10	110	230	0.8	0.10	0.16	
2	10	30	133	253.0	0.10	0.16	
3	10	30	176	39.8	0.17	0.16	
4	10	95	120	52.8	0.17	0.16	
5	16	6	7.90	114.0	0.17	0.16	
6	16	6	2.50	47.4	0.17	0.16	
7	10	1	440.00	15.0	0.17	0.16	
8	16	3	3.40	440.0	0.17	0.16	
TOTAL GENERAL (prez):							671.0

SOCLU NOU BETON ARMAT / NEW BASEMENT REINFORCED CONCRETE	DIAM.	NR. BUC.	LUNG. BARRA	LUNG. BUC.	LUNG. DIAMETRE	PC52	
1	10	110	230	0.8	0.10	0.16	
2	10	30	133	253.0	0.10	0.16	
3	10	30	176	39.8	0.17	0.16	
4	10	95	120	52.8	0.17	0.16	
5	16	6	7.90	114.0	0.17	0.16	
6	16	6	2.50	47.4	0.17	0.16	
7	10	1	440.00	15.0	0.17	0.16	
8	16	3	3.40	440.0	0.17	0.16	
TOTAL GENERAL (prez):							671.0

SOCLU DIN BETON ARMAT EXISTENT / EXISTING BASEMENT REINFORCED CONCRETE	DIAM.	NR. BUC.	LUNG. BARRA	LUNG. BUC.	LUNG. DIAMETRE	PC52	
1	10	110	230	0.8	0.10	0.16	
2	10	30	133	253.0	0.10	0.16	
3	10	30	176	39.8	0.17	0.16	
4	10	95	120	52.8	0.17	0.16	
5	16	6	7.90	114.0	0.17	0.16	
6	16	6	2.50	47.4	0.17	0.16	
7	10	1	440.00	15.0	0.17	0.16	
8	16	3	3.40	440.0	0.17	0.16	
TOTAL GENERAL (prez):							671.0

INDEX	DATA	MODIFICARE	PROIECTANT	APROBAT
A		Modificare		Proiectant
B		Modificare		Proiectant
C		Modificare		Proiectant
D		Modificare		Proiectant

CLIENT / CLIENT
CFR
C.N.C.F. "C.F.R." - S.A.

CONSULTANT / CONSULTANT
ITALFER (GRUPUL FERROVIE DELLO STATO)
Scott Wilson
OBERMAYER PLANEN + BERATEN GmbH
TECNIC Consulting Engineers

SUBCONTRACTANT / SUBCONTRACTOR
ANKA

Reabilitarea liniei de cale ferata Brasov - Simeria, parte componenta a coridorului IV Pan European, pentru circulatia trenurilor cu viteza maxima de 160 km/h.
Tronsoanel: Brasov - Sighisoara
 Rehabilitation of the railway line Brasov - Simeria, component Part of the IV Pan-European Corridor, for the trains circulation with maximum speed of 160 km/h.
Section: Brasov - Sighisoara

Denumire desen / Drawing Title:
STATIA C.F. ALBESTI-TARNAVA / RAILWAY STATION ALBESTI - TARNAVA
COPERTINA TUNEL PIETONAL / PEDESTRIAN TUNNEL CANOPY
- DETALIUL PRINDERE - IESIRE SPRE LINII /
FIXING DETAILS - EXIT TO RAILWAYS-

Codificare / Codification System
 E A 5 1 0 1 E 1 9 B Z C C 0 0 9 4 0 2 0 0

Scara / Scale
 1:25 1:10

LOT/LOT
 01/01

Nr./No
 01/01