TABLOU ELECTRIC GENERAL T.G. - SCHEMA MONOFILARA
T.G. GENERAL ELECTRIC BOARD - SINGLE-WIRE DIAGRAM

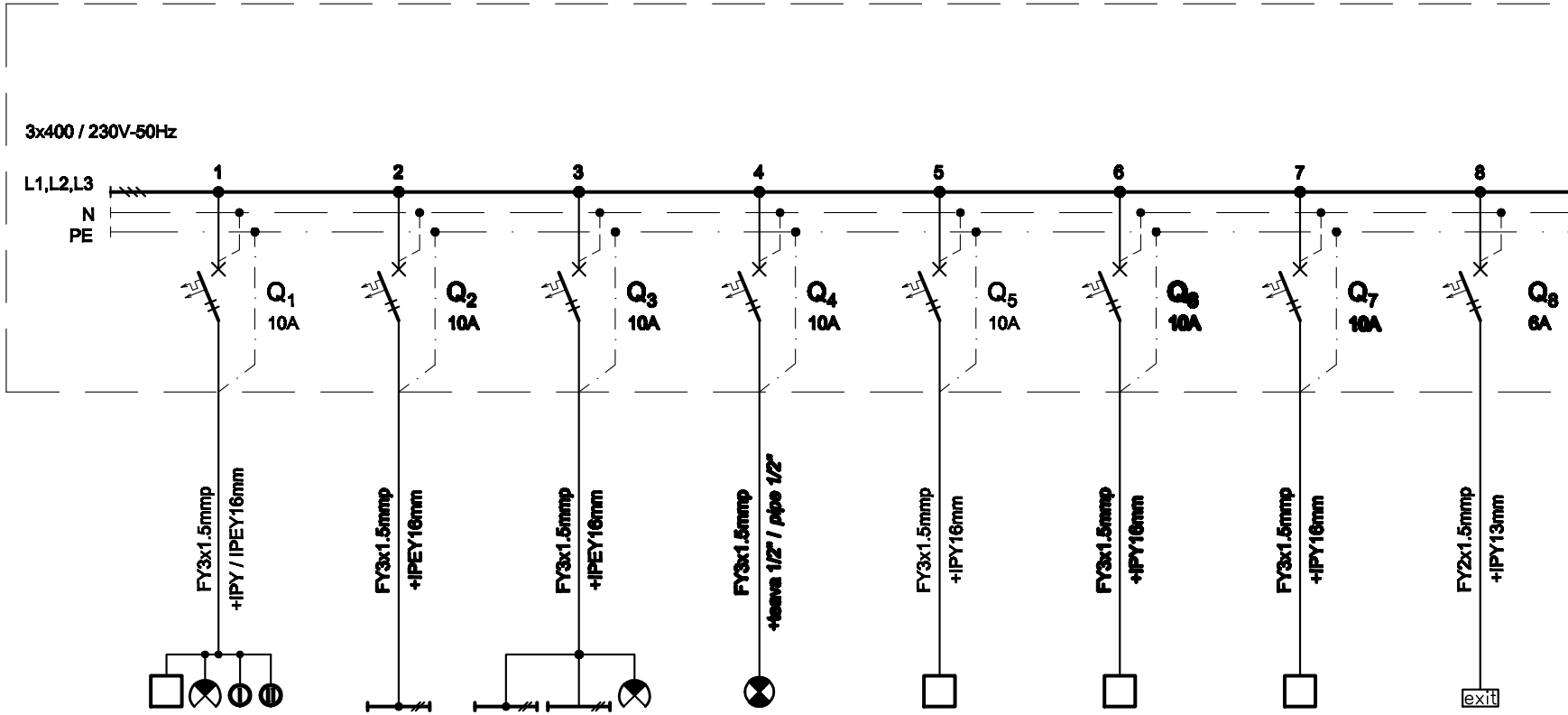
3x400 / 230V-50Hz
L1,L2,L3
N
PE
1
2
3
4
5
6
7
8
Q_1 10A
Q_2 10A
Q_3 10A
Q_4 10A
Q_5 10A
Q_6 10A
Q_7 10A
Q_8 6A
FY3x1.5mmp +IPY / IPEY16mm
FY3x1.5mmp +IPEY16mm
FY3x1.5mmp +IPEY16mm
FY3x1.5mmp +teava 1/2" / pipe 1/2"
FY3x1.5mmp +IPY16mm
FY3x1.5mmp +IPY16mm
FY3x1.5mmp +IPY16mm
FY2x1.5mmp +IPY13mm
exit

Nr. circuit *Circuit number*	1	2	3	4	5	6	7	8
Pi [kW]	0.95	0.8	0.68	1.6	1.1	1.2	1.28	0.208
Destinatia *Destination*	INSTALATII AUTOMATIZARE CLADIRE si SUPRAVEGHERE VIDEO, GRUP SANITAR, HOL, SUPRAVEGHERE CLADIRE, ACCES PRINCIPAL ***BUILDING AUTOMATION ROOM and VIDEO SURVEILLANCE, TOILET, HOLLWAY, BUILDING SURVEILLANCE, MAIN ENTRANCE*** **11LL / *Lamps***	GRUP ELECTROGEN *DIESEL GENERATOR* **8LL / *Lamps***	TRANSFORMATOR, ACCES SECUNDAR, VESTIBUL ***MT TRANSFORMER ROOM, SECUNDARY ACCES, HALL*** **8LL / *Lamps***	ACUMULATORI *BATTERY ROOM* **16LL / *Lamps***	**CIRCULATIE** ***CIRCULATION*** **11LL / *Lamps***	**ELECTROALIMENTARE** ***POWER SUPPLY ROOM*** **12LL / *Lamps***	ELECTROALIMENTARE *POWER SUPPLY ROOM* **13LL / *Lamps***	ILUMINAT DE SIGURANTA *EMERGENCY LIGHTING* **13Buc. / *Pieces***

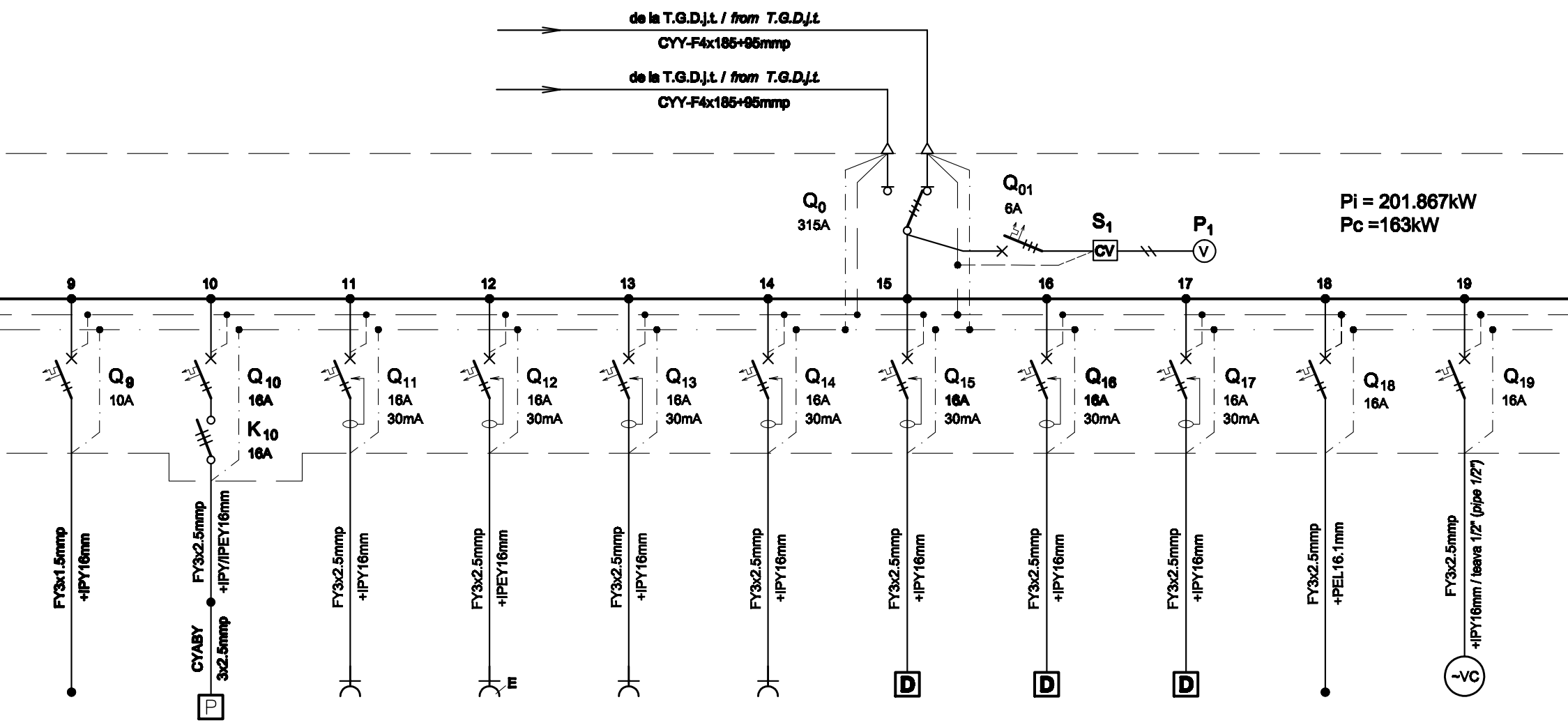
de la T.G.D.j.t. / *from T.G.D.j.t.*
CYY-F4x185+95mmp
de la T.G.D.j.t. / *from T.G.D.j.t.*
CYY-F4x185+95mmp
Q_0
315A
Q_{01}
6A
S_1
CV
P_1
V
Pi = 201.867kW
Pc =163kW
9
10
11
12
13
14
15
16
17
18
19
Q_9 10A
Q_{10} 16A
K_{10} 16A
Q_{11} 16A 30mA
Q_{12} 16A 30mA
Q_{13} 16A 30mA
Q_{14} 16A 30mA
Q_{15} 16A 30mA
Q_{16} 16A 30mA
Q_{17} 16A 30mA
Q_{18} 16A
Q_{19} 16A
FY3x1.5mmp +IPY16mm
FY3x2.5mmp +IPY/IPEY16mm
CYABY 3x2.5mmp
P
FY3x2.5mmp +IPY16mm
FY3x2.5mmp +IPEY16mm
E
FY3x2.5mmp +IPY16mm
FY3x2.5mmp +IPY16mm
FY3x2.5mmp +IPY16mm
D
FY3x2.5mmp +IPY16mm
D
FY3x2.5mmp +IPY16mm
D
FY3x2.5mmp +PEL16.1mm
FY3x2.5mmp +IPY16mm / teava 1/2" (*pipe 1/2"*)
~VC

9	10	11	12	13	14	15	16	17	18	19
0.5	1	2	2	2	2	2	2	2	2	0.688
DOZA PENTRU ILUMINAT PUT LIFT *DOSE LIGHTING ELEVATOR SHAFT*	ILUMINAT FATADE CLADIRE *FACADES LIGHTING OF BUILDING* 8LL / *Lamps*	INSTALATII AUTOMATIZARE CLADIRE si SUPRAVEGHERE VIDEO, CIRCULATIE, SUPRAVEGHERE CLADIRE *BUILDING AUTOMATION ROOM* and *VIDEO SURVEILLANCE, CIRCULATION, BUILDING SURVEILLANCE* 5LP / *Sockets outlet*	GRUP ELECTROGEN *DIESEL GENERATOR* 4LP / *Sockets outlet*	**ELECTROALIMENTARE** ***POWER SUPPLY ROOM*** **4LP / *Sockets outlet***	**ELECTROALIMENTARE** ***POWER SUPPLY ROOM*** **5LP / *Sockets outlet***	INSTALATII AUTOMATIZARE CLADIRE si SUPRAVEGHERE VIDEO *BUILDING AUTOMATION ROOM* and *VIDEO SURVEILLANCE* 4LP / *Sockets outlet*	INSTALATII AUTOMATIZARE CLADIRE si SUPRAVEGHERE VIDEO *BUILDING AUTOMATION ROOM* and *VIDEO SURVEILLANCE* 4LP / *Sockets outlet*	SUPRAVEGHERE CLADIRE *BUILDING SURVEILLANCE* 4LP / *Sockets outlet*	PLATFORMA ELEVATOARE *ELEVATOR PLATFORM* **1Buc. / *Piece***	ALIMENTARE VENTILOCONVECTOARE *FAN COIL SUPPLY* 9Buc. / *Pieces*

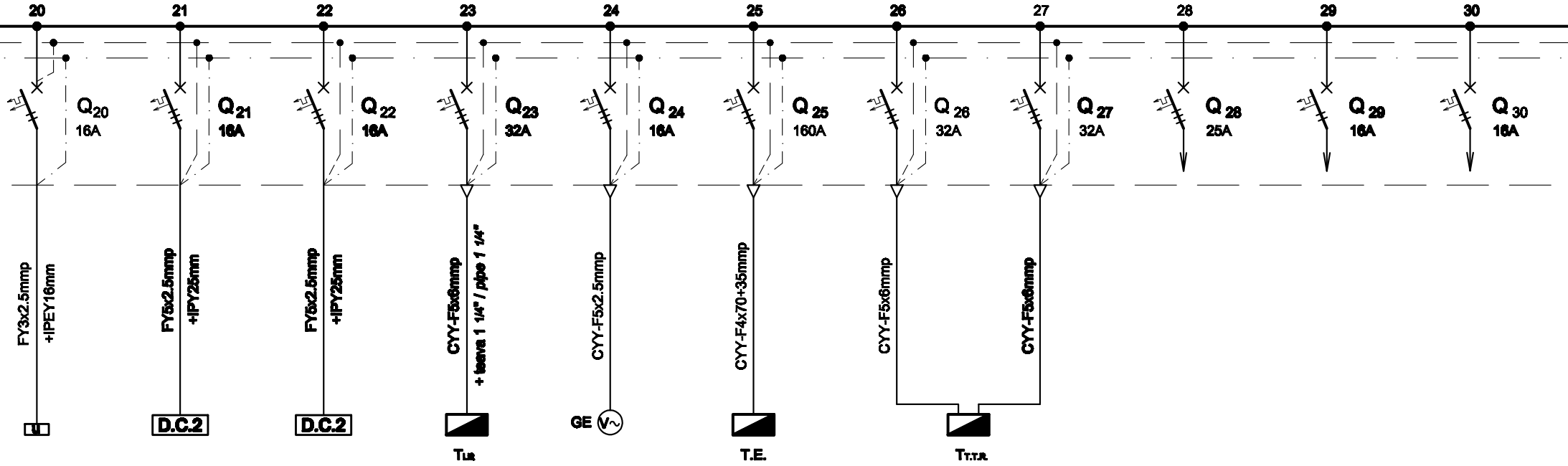
20
21
22
23
24
25
26
27
28
29
30
Q20
16A
Q21
16A
Q22
16A
Q23
32A
Q24
16A
Q25
160A
Q26
32A
Q27
32A
Q28
25A
Q29
16A
Q30
16A
FY3x2.5mmp
+IPEY16mm
FY5x2.5mmp
+IPY25mm
FY5x2.5mmp
+IPY25mm
CYY-F5x6mmp
+ teava 1 1/4" / pipe 1 1/4"
CYY-F5x2.5mmp
CYY-F4x70+35mmp
CYY-F5x6mmp
CYY-F5x6mmp
U
D.C.2
D.C.2
TLift
GE
V~
T.E.
TT.T.R.

20	21	22	23	24	25	26	27	28	29	30
2	2	2	5.5	5	132.281	18.1		3	2	2
USCATOR DE MAINI *HAND DRYER* 1Buc. / *Piece*	**DULAP DE CLIMATIZARE** ***CLOSET AIR CONDITIONING*** 1Buc. / *Piece*	**DULAP DE CLIMATIZARE** ***CLOSET AIR CONDITIONING*** 1Buc. / *Piece*	TABLOU ELECTRIC LIFT - T Lift ***ELEVATOR ELECTRIC BOARD - T Lift***	**VENTILATOR** **GRUP ELECTROGEN** *FAN GENERATOR* 1Buc. / *Piece*	TABLOU ELECTRIC ETAJ - T.E. *FIRST FLOOR* *ELECTRIC BOARD -T.E.*	TABLOU ELECTRIC - T T.T.R. *ELECTRIC BOARD -T T.T.R.*		**REZERVA MONOFAZATA** ***SINGLE-PHASE RESERVE***	**REZERVA MONOFAZATA** ***SINGLE-PHASE RESERVE***	**REZERVA MONOFAZATA** ***SINGLE-PHASE RESERVE***

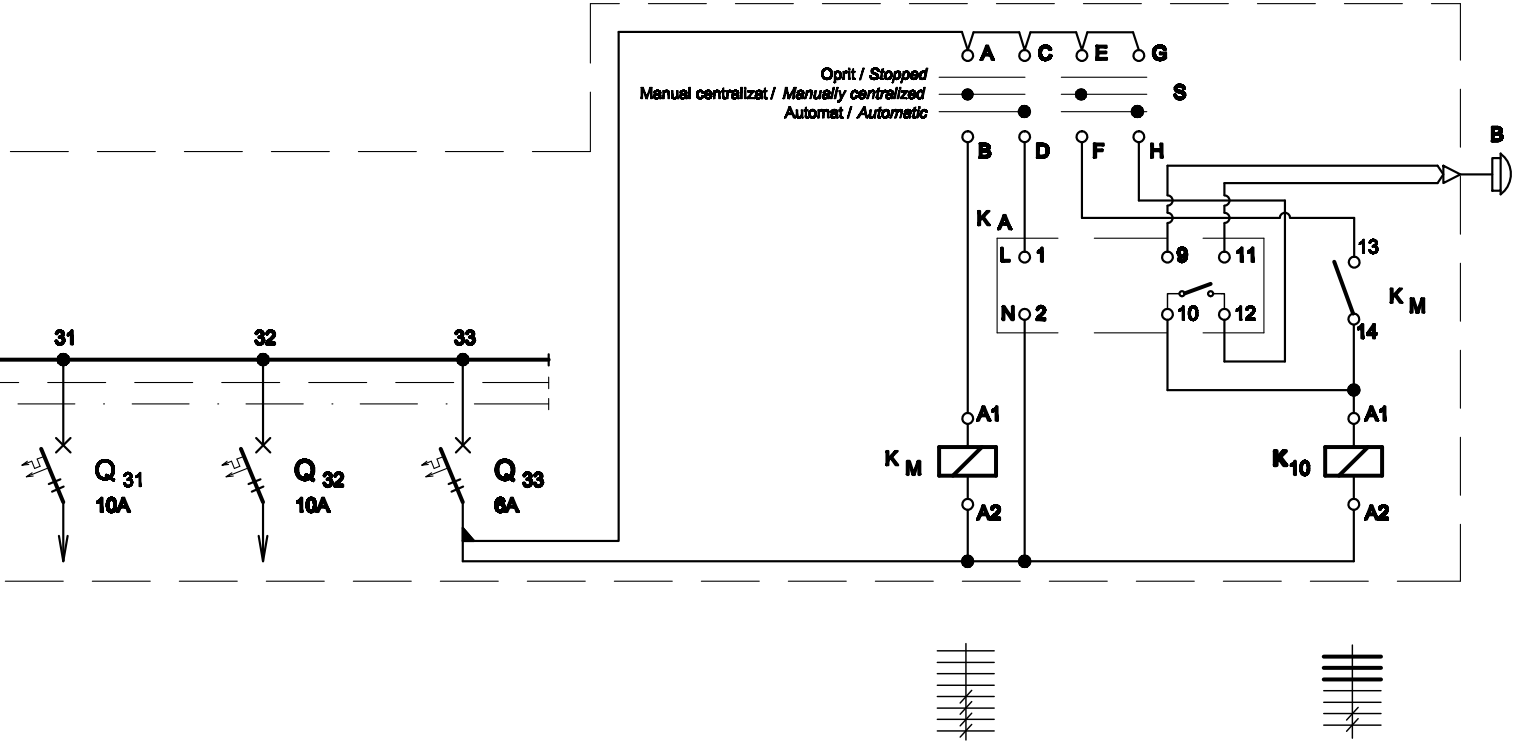
A
C
E
G
Oprit / *Stopped*
Manual centralizat / *Manually centralized*
Automat / *Automatic*
S
B
D
F
H
B
K A
L 1
N 2
9
11
10
12
13
K M
14
31
32
33
A1
K M
A2
A1
K10
A2
Q 31
10A
Q 32
10A
Q 33
6A

31	32	33
1	1	-
REZERVA MONOFAZATA *SINGLE-PHASE RESERVE*	REZERVA MONOFAZATA *SINGLE-PHASE RESERVE*	CIRCUIT COMANDA ILUMINAT EXTERIOR *COMMAND CIRCUIT OUTDOOR LIGHTING*

Nr. *No.*	Simbol *Symbol*
0	1
1	Q0
2	Q1,...,Q7,Q9
3	Q8
4	Q10
5	Q11,...,Q17
6	Q18,Q19,Q20, Q29,Q30
7	Q21,Q22,Q24
8	Q23,Q26,Q27
9	Q25
10	Q28

TABLOU ELECTRIC GENERAL T.G. - SPECIFICATIE DE APARATAJ / *T.G. GENERAL ELECTRIC BOARD - EQUIPMENT SPECIFICATION*

Denumirea aparatului *Equipment denomination*	Caracteristici tehnice *Technical data*	Buc. *Pcs.*	Observatii *Remarks*
2	3	4	5
Inversor de sursa tripolar *Three-poles source change-over switch*	In=315A Un=400V Uimp=8kV f=50Hz Icm=2.2kA	1	
Intrerupator automat bipolar, curba B *Two-poles circuit breaker, curve B*	In=10A Un=230V Icu=6kA f=50Hz	8	
Intrerupator automat bipolar, curba B *Two-poles circuit breaker, curve B*	In=6A Un=230V Icu=6kA f=50Hz	1	
Intrerupator automat bipolar, curba B *Two-poles circuit breaker, curve B*	In=16A Un=230V Icu=6kA f=50Hz	1	
Intrerupator automat bipolar cu protectie la curent diferential rezidual, curba C / *Two-poles circuit breaker with protection at residual differential current device, curve C*	In=16A Un=230V Icu=6kA f=50Hz IΔn=0,03A Tip A Nivel de imunitate 250A la forma de unda 8/20 μS *Level of immunity 250A to wave form 8/20μS*	7	
Intrerupator automat bipolar, curba C *Two-poles circuit breaker, curve C*	In=16A Un=230V Icu=6kA f=50Hz	5	
Intrerupator automat tripolar, curba C *Three-poles circuit breaker, curve C*	In=16A Un=400V Icu=6kA f=50Hz	3	
Intrerupator automat tripolar, curba C *Three-poles circuit breaker, curve C*	In=32A Un=400V Icu=6kA f=50Hz	3	
Intrerupator automat tripolar *Three-poles circuit breaker*	In=160A Un=400V Icu=6kA f=50Hz	1	
Intrerupator automat tripolar, curba C *Three-poles circuit breaker, curve C*	In=25A Un=400V Icu=6kA f=50Hz	1	

0	1	2	3	4	5
11	Q31,Q32	Intrerupator automat bipolar, curba C *Two-poles circuit breaker, curve C*	In=10A Un=230V Icu=6kA f=50Hz	2	
12	Q01	Intrerupator automat tripolar, constructie modulara, curba C *Three-poles circuit breaker, modular construction, curve C*	In=6A Un=400V Icu=25kA f=50Hz	1	
13	P1	Voltmetru feromagnetic *Ferromagnetic voltmeter*	Domeniu / *Range* 0...600 V	1	
14	S1	Comutator voltmetric *Voltmetric switch*	In=10A Un=500Vca f=50Hz	1	
15	K10	Contactor electromagnetic tripolar de curent alternativ / *Three-poles electromagnetic a.c. contactor*	In=16A Un=400A Uc=230V f=50Hz	1	
16	Q33	Intrerupator automat bipolar, curba D *Two-poles circuit breaker, curve D*	In=6A Un=230V f=50Hz Icu=10kA	1	
17	-	Cutie / *Box*	IP54, Clasa I / *Class I*	1	

D					
C					
B					
A					
Indice Index	Data Date	Modificare Modification/Revision	Proiectant Designer	Aprobat Consultant Approved Consultant	Aprobat CFR Approved CFR

GUVERNUL ROMANIEI
ROMANIAN GOVERNMENT

PROIECT FINANŢAT DE UNIUNEA EUROPEANĂ
EUROPEAN UNION FINANCED PROJECT

CLIENT / CLIENT

C.N.C.F. "C.F.R." - S.A.

ITALFERR
GRUPPO FERROVIE DELLO STATO
Joint Venture leader

Scott Wilson

OBERMEYER
PLANEN + BERATEN GmbH

TECNIC
Consulting Engineers

CONSULTANT / CONSULTANT

			Data Date	Semnătură Signature
Aprobat Approved	Şef proiect Project manager	R. Liuzza	**12.2011**	
Aprobat Approved	Coordonator Secţiune 1 Section 1 Coordinator	C. Gambelli	**12.2011**	
Verificat Checked	Expert Verificator Checking Expert	G. Fioravanti	**12.2011**	

SUBCONTRACTANT / SUBCONTRACTOR

AREX COMPANY

Aprobat Approved	Responsabil Subconsultant Subconsultant Responsible	A.Stanciu - Dinulescu	**12.2011**	
Întocmit Elaborated	Proiectant Designer	D. Matei	**12.2011**	

Reabilitarea liniei de cale ferata Braşov - Simeria, parte componentă a coridorului IV Pan European, pentru circulaţia trenurilor cu viteza maximă de 160 km/h,
Tronsonul : Braşov - Sighişoara
Rehabilitation of the railway line Braşov - Simeria, component Part of the IV Pan-European Corridor, for the trains circulation with maximum speed of 160 km/h,
Section : Braşov - Sighişoara

Proiect/Project
2004/RO/16/P/PA/003

Faza / Phase:
D.E. / E.D.

Denumire desen / Drawing Title :

Tablou electric general T.G. - Centru operaţional de comandă;
Operational command center - T.G. general electric board

Codificare / Codification System	Scara / Scale	LOT / LOT	Nr. / No 01 / 01

EA51 01 E 01 BX IE 00 1 9 016 1

A3(297x2100)