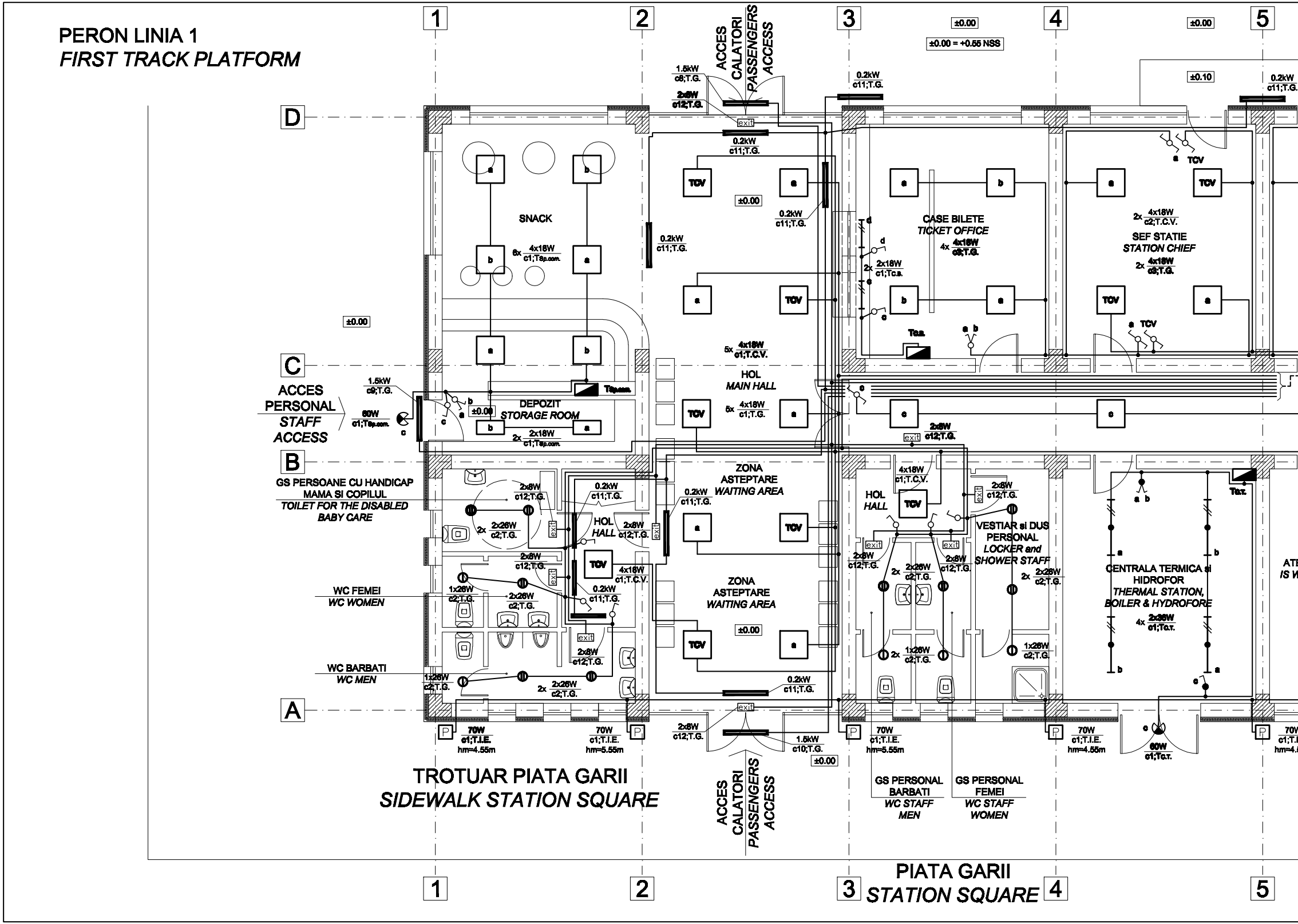
PERON LINIA 1
FIRST TRACK PLATFORM
ACCES CALATORI
PASSENGERS ACCESS
ACCES PERSONAL
STAFF ACCESS
1
2
3
4
5
A
B
C
D
±0.00
±0.00 = +0.55 NSS
±0.10
SNACK
6x 4x18W c1;Tsp.com.
DEPOZIT
STORAGE ROOM
2x 2x18W c1;Tsp.com.
Tsp.com.
1.5kW c9;T.G.
60W c1;Tsp.com.
1.5kW c8;T.G.
2x8W c12;T.G.
0.2kW c11;T.G.
exit
HOL
MAIN HALL
5x 4x18W c1;T.C.V.
5x 4x18W c1;T.G.
TCV
CASE BILETE
TICKET OFFICE
4x 4x18W c3;T.G.
2x 2x18W c1;Tc.s.
Tc.s.
SEF STATIE
STATION CHIEF
2x 4x18W c2;T.C.V.
2x 4x18W c3;T.G.
GS PERSOANE CU HANDICAP
MAMA SI COPILUL
TOILET FOR THE DISABLED
BABY CARE
2x 2x26W c2;T.G.
2x8W c12;T.G.
HOL
HALL
4x18W c1;T.C.V.
WC FEMEI
WC WOMEN
1x26W c2;T.G.
2x26W c2;T.G.
WC BARBATI
WC MEN
2x 2x26W c2;T.G.
ZONA ASTEPTARE
WAITING AREA
2x8W c12;T.G.
VESTIAR si DUS PERSONAL
LOCKER and SHOWER STAFF
2x 2x26W c2;T.G.
1x26W c2;T.G.
CENTRALA TERMICA si HIDROFOR
THERMAL STATION, BOILER & HYDROFORE
4x 2x36W c1;Tc.t.
Tc.t.
60W c1;Tc.t.
ATE
IS W
70W c1;T.I.E. hm=4.55m
70W c1;T.I.E. hm=5.55m
1.5kW c10;T.G.
P
TROTUAR PIATA GARII
SIDEWALK STATION SQUARE
GS PERSONAL BARBATI
WC STAFF MEN
GS PERSONAL FEMEI
WC STAFF WOMEN
PIATA GARII
STATION SQUARE

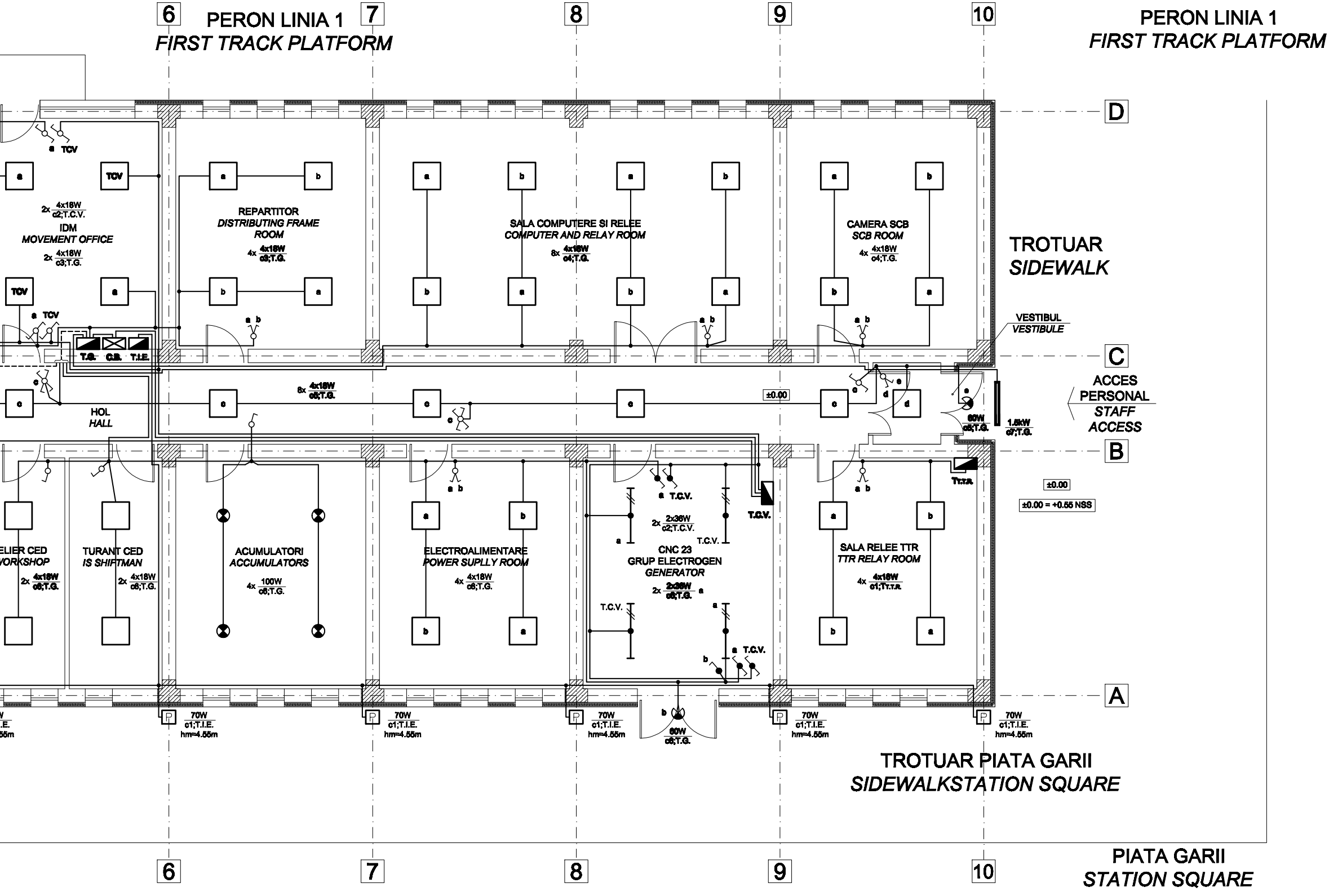
6
PERON LINIA 1
FIRST TRACK PLATFORM
7
8
9
10
PERON LINIA 1
FIRST TRACK PLATFORM
D
a TCV
TCV
2x 4x18W/c2;T.C.V.
IDM
MOVEMENT OFFICE
2x 4x18W/c3;T.G.
REPARTITOR
DISTRIBUTING FRAME ROOM
4x 4x18W/c3;T.G.
SALA COMPUTERE SI RELEE
COMPUTER AND RELAY ROOM
8x 4x18W/c4;T.G.
CAMERA SCB
SCB ROOM
4x 4x18W/c4;T.G.
TROTUAR
SIDEWALK
VESTIBUL
VESTIBULE
T.G.
C.B.
T.I.E.
C
ACCES PERSONAL
STAFF ACCESS
8x 4x18W/c5;T.G.
HOL
HALL
±0.00
60W/c5;T.G.
1.5kW/c7;T.G.
B
±0.00
±0.00 = +0.55 NSS
Tr.T.R.
T.C.V.
ELIER CED
WORKSHOP
2x 4x18W/c6;T.G.
TURANT CED
IS SHIFTMAN
2x 4x18W/c6;T.G.
ACUMULATORI
ACCUMULATORS
4x 100W/c6;T.G.
ELECTROALIMENTARE
POWER SUPLLY ROOM
4x 4x18W/c6;T.G.
2x 2x36W/c2;T.C.V.
CNC 23
GRUP ELECTROGEN
GENERATOR
2x 2x36W/c6;T.G.
SALA RELEE TTR
TTR RELAY ROOM
4x 4x18W/c1;Tr.T.R.
A
70W/c1;T.I.E. hm=4.55m
60W/c6;T.G.
TROTUAR PIATA GARII
SIDEWALKSTATION SQUARE
PIATA GARII
STATION SQUARE

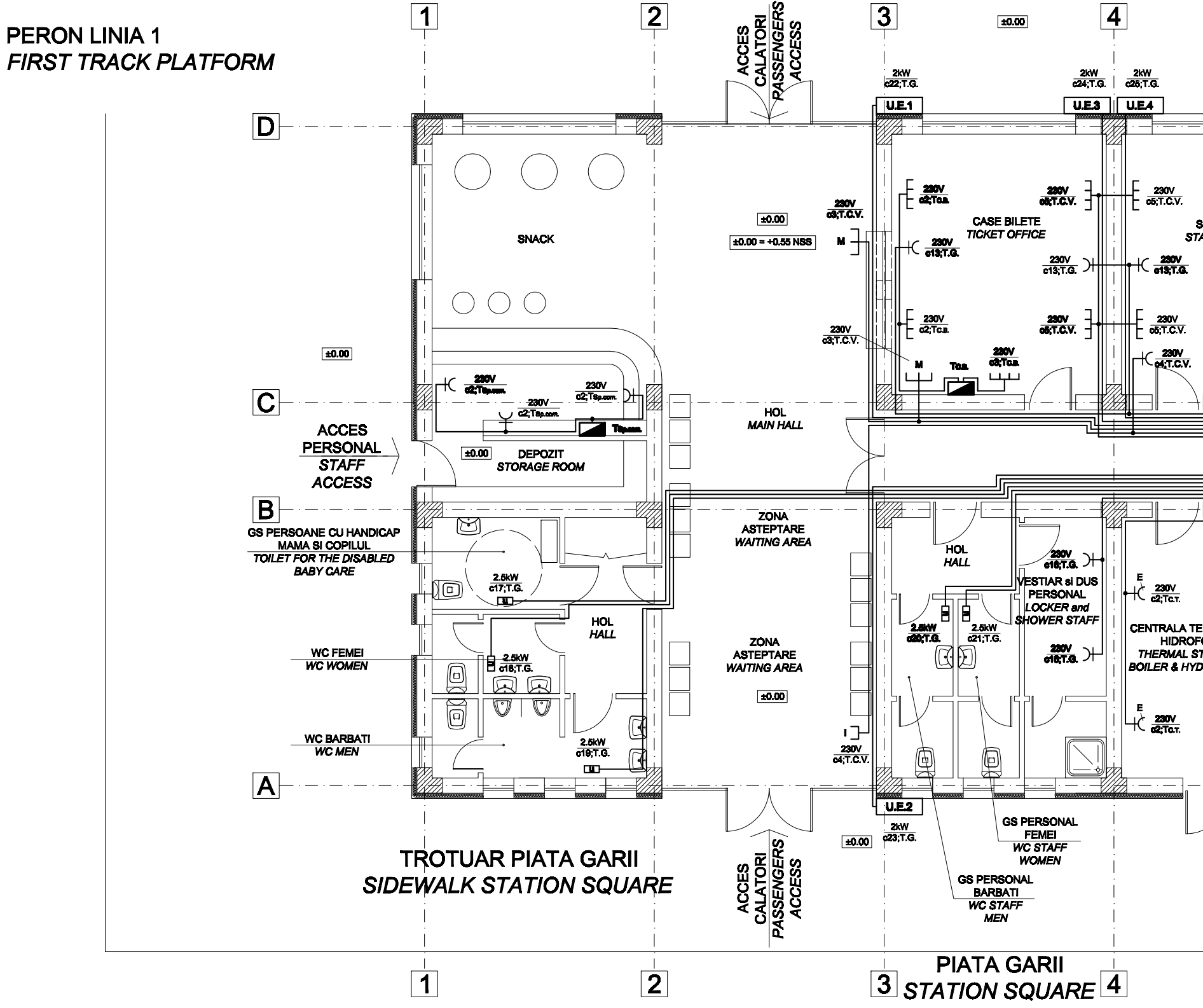
PERON LINIA 1
FIRST TRACK PLATFORM
1
2
3
4
A
B
C
D
ACCES CALATORI
PASSENGERS ACCESS
±0.00
2kW
c22;T.G.
2kW
c24;T.G.
2kW
c25;T.G.
U.E.1
U.E.3
U.E.4
SNACK
±0.00
±0.00 = +0.55 NSS
230V
c3;T.C.V.
M
230V
c2;Tc.a.
230V
c13;T.G.
CASE BILETE
TICKET OFFICE
230V
c6;T.C.V.
230V
c5;T.C.V.
230V
c13;T.G.
230V
c13;T.G.
230V
c2;Tc.a.
230V
c6;T.C.V.
230V
c5;T.C.V.
230V
c3;T.C.V.
M
Tc.a.
230V
c8;Tc.a.
230V
c4;T.C.V.
±0.00
230V
c2;Tsp.com.
230V
c2;Tsp.com.
230V
c2;Tsp.com.
Tsp.com.
HOL
MAIN HALL
ACCES
PERSONAL
STAFF
ACCESS
±0.00
DEPOZIT
STORAGE ROOM
ZONA
ASTEPTARE
WAITING AREA
GS PERSOANE CU HANDICAP
MAMA SI COPILUL
TOILET FOR THE DISABLED
BABY CARE
2.5kW
c17;T.G.
HOL
HALL
HOL
HALL
230V
c16;T.G.
VESTIAR si DUS
PERSONAL
LOCKER and
SHOWER STAFF
E
230V
c2;Tc.t.
2.5kW
c20;T.G.
2.5kW
c21;T.G.
CENTRALA TE
HIDROFO
THERMAL ST
BOILER & HYD
WC FEMEI
WC WOMEN
2.5kW
c18;T.G.
ZONA
ASTEPTARE
WAITING AREA
230V
c16;T.G.
±0.00
E
230V
c2;Tc.t.
I
230V
c4;T.C.V.
WC BARBATI
WC MEN
2.5kW
c19;T.G.
U.E.2
2kW
c23;T.G.
±0.00
GS PERSONAL
FEMEI
WC STAFF
WOMEN
TROTUAR PIATA GARII
SIDEWALK STATION SQUARE
ACCES CALATORI
PASSENGERS ACCESS
GS PERSONAL
BARBATI
WC STAFF
MEN
PIATA GARII
STATION SQUARE

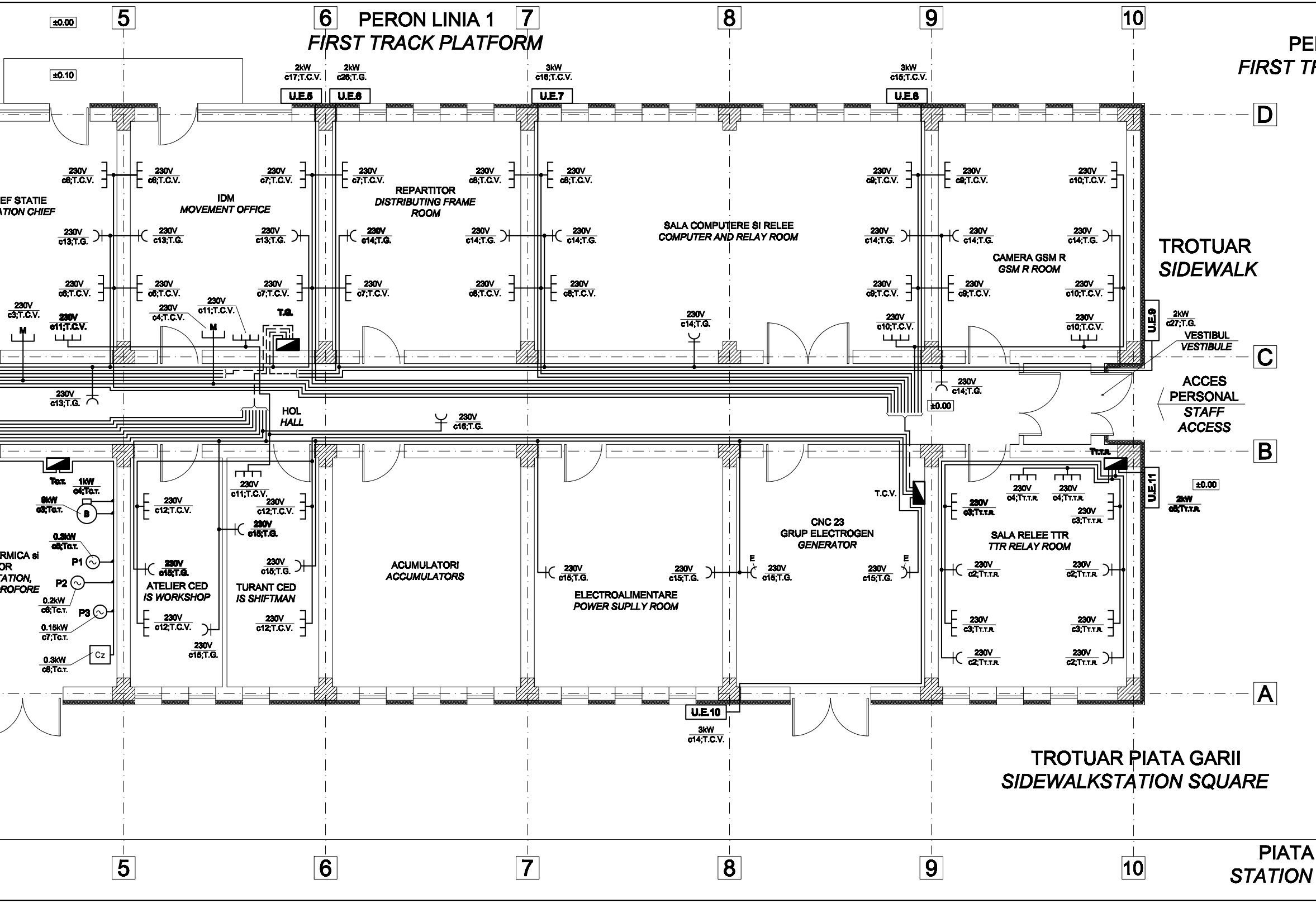
PERON LINIA 1
FIRST TRACK PLATFORM
±0.00
±0.10
5
6
7
8
9
10
D
C
B
A
2kW c17;T.C.V.
2kW c26;T.G.
3kW c16;T.C.V.
3kW c15;T.C.V.
U.E.5
U.E.6
U.E.7
U.E.8
U.E.9
U.E.10
U.E.11
3kW c14;T.C.V.
2kW c27;T.G.
2kW c5;TT.T.R.
IDM
MOVEMENT OFFICE
REPARTITOR
DISTRIBUTING FRAME ROOM
SALA COMPUTERE SI RELEE
COMPUTER AND RELAY ROOM
CAMERA GSM R
GSM R ROOM
TROTUAR
SIDEWALK
VESTIBUL
VESTIBULE
ACCES PERSONAL
STAFF ACCESS
HOL
HALL
T.G.
T.C.V.
TC.T.
TT.T.R.
M
ATELIER CED
IS WORKSHOP
TURANT CED
IS SHIFTMAN
ACUMULATORI
ACCUMULATORS
ELECTROALIMENTARE
POWER SUPLLY ROOM
CNC 23
GRUP ELECTROGEN
GENERATOR
SALA RELEE TTR
TTR RELAY ROOM
E
B
P1
P2
P3
Cz
1kW c4;TC.T.
9kW c3;TC.T.
0.3kW c5;TC.T.
0.2kW c6;TC.T.
0.15kW c7;TC.T.
0.3kW c8;TC.T.
230V c3;T.C.V.
230V c11;T.C.V.
230V c4;T.C.V.
230V c6;T.C.V.
230V c7;T.C.V.
230V c8;T.C.V.
230V c9;T.C.V.
230V c10;T.C.V.
230V c12;T.C.V.
230V c13;T.G.
230V c14;T.G.
230V c15;T.G.
230V c16;T.G.
230V c2;TT.T.R.
230V c3;TT.T.R.
230V c4;TT.T.R.
EF STATIE
ATION CHIEF
RMICA si
OR
TATION,
ROFORE
TROTUAR PIATA GARII
SIDEWALKSTATION SQUARE
PE
FIRST TR
PIATA
STATION

RON LINIA 1
RACK PLATFORM

GARII
SQUARE

LEGENDA / *LEGEND:*

☐	- Corp de iluminat pentru plafon fals cu balast electronic HF-P, echipat cu lampi tubulare fluorescente 4x18W, 230V, 50Hz, clasa I, IP40 *Lighting unit for false ceiling with electronic ballast HF-P, equipped with fluorescent tubular lamps 4x18W, 230V, 50Hz, class I, IP40*
▭	- Corp de iluminat pentru plafon fals cu balast electronic HF-P, echipat cu lampi tubulare fluorescente 2x18W, 230V, 50Hz, clasa I, IP40 *Lighting unit for false ceiling with electronic ballast HF-P, equipped with fluorescent tubular lamps 2x18W, 230V, 50Hz, class I, IP40*
├──//┤	- Corp de iluminat cu balast electronic HF-P si gratar, echipat cu lampi tubulare fluorescente 2x36W, 230V, 50Hz, clasa I, IP20 *Lighting unit with electronic ballast HF-P and grill, equipped with fluorescent tubular lamps 2x36W, 230V, 50Hz, class I, IP20*
├─●─//┤	- Corp de iluminat cu balast electronic HF-P, echipat cu lampi tubulare fluorescente 2x36W, 230V, 50Hz, clasa I, IP65 *Lighting unit with electronic ballast HF-P, equipped with fluorescent tubular lamps 2x36W, 230V, 50Hz, class I, IP65*
├//┤	- Corp de iluminat cu balast electronic HF-P si gratar, echipat cu lampi tubulare fluorescente 2x18W, 230V, 50Hz, clasa I, IP20 *Lighting unit with electronic ballast HF-P and grill, equipped with fluorescent tubular lamps 2x18W, 230V, 50Hz, class I, IP20*
├●//┤	- Corp de iluminat cu balast electronic HF-P si gratar, echipat cu lampi tubulare fluorescente 2x18W, 230V, 50Hz, clasa I, IP 65 *Lighting unit with electronic ballast HF-P and grill, equipped with fluorescent tubular lamps 2x18W, 230V, 50Hz, class I, IP 65*
⦶	- Corp de iluminat pentru plafon fals cu balast electronic HF-P, echipat cu lampi fluocompacte 1x26W, 230V, 50Hz, clasa I, IP44 *Lighting unit for false ceiling with electronic ballast HF-P, equipped with fluocompacte lamps 1x26W, 230V, 50Hz, class I, IP44*
⦶	- Corp de iluminat pentru plafon fals cu balast electronic HF-P, echipat cu lampi fluocompacte 2x26W, 230V, 50Hz, clasa I, IP44 *Lighting unit for false ceiling with electronic ballast HF-P, equipped with fluocompacte lamps 2x26W, 230V, 50Hz, class I, IP44*
⊗	- Corp de iluminat tip aplica, echipat cu lampa incandescenta 60W, 230V, 50Hz, clasa I, IP54 *Lighting unit type bracket, equipped with incandescent lamp 60W, 230V, 50Hz, class I, IP54*
⊗	- Corp de iluminat pentru mediu exploziv, echipat cu lampa incandescenta 100W, 230V, 50Hz, clasa I, IP54 *Lighting unit for explosion-proof, equipped with incandescent lamp 100W, 230V, 50Hz, class I, IP54*
⊗	- Corp de iluminat tip plafoniera, echipat cu lampa incandescenta 60W, 230V, 50Hz, clasa I, IP 20 *Lighting unit type ceiling lamp, equipped with incandescent lamp 60W, 230V, 50Hz, class I, IP 20*
exit	- Corp de iluminat tip luminobloc 2x8W, iluminat permanent, cu autonomie de trei ore, 230V, 50Hz, clasa II, IP42 *Lighting unit type luminobloc 2x8W, permanent lighting, three-hour autonomy, 230V, 50Hz, class II, IP42*
═	- Pictograma / *Pictogram*
P	- Corp de iluminat tip proiector cu reflector asimetric, echipat cu lampi cu vapori de sodiu, 70W, 230V, 50Hz, clasa I, IP66 *Lighting unit type projector with asymmetric reflector, equipped with sodium vapor lamps, 70W, 230V, 50Hz, class I, IP66*
○	- Comutator unipolar 250V, 10A *Single change-over 250V, 10A*
●	- Comutator unipolar etans 250V, 10A *Single tight change-over 250V, 10A*
○	- Intrerupator unipolar 250V, 10A *Single switch 250V, 10A*
●	- Intrerupator unipolar etans 250V, 10A *Single tight switch 250V, 10A*
○	- Intrerupator pentru scara 250V, 10A *Stair switch 250A, 10A*
●	- Intrerupator pentru scara etans 250V, 10A *Stair tight switch 250V, 10A*
○	- Intrerupator cruce 250V, 10A *Cross switch 250V, 10A*
	- Priza bipolara, cu contact de protectie 250V/16A *Two-poles socket outlet, with protection contact 250V / 16A*
E	- Priza bipolara etansa, cu contact de protectie 250V/16A *Two-poles tight socket outlet, with protection contact 250V / 16A*
I	- Priza de calculator bipolara, cu contact de protectie 250V/16A (pentru informatii) *Two-poles computer socket outlet, with protection contact 250V / 16A (for information)*
M	- Priza de calculator bipolara dubla, cu contact de protectie 250V/16A (pentru monitor) *Two-poles computer socket outlet dual,with protection contact 250V / 16A (for display)*
	- Priza de calculator bipolara tripla, cu contact de protectie 250V/16A *Two-poles computer socket outlet triple, with protection contact 250V / 16A*
U.E.1	- Unitate exterioara de climatizare sistem monosplit 230V, 50Hz, P= 2kW *Outdoor unit air conditioning system monosplit 230V, 50Hz, P= 2kW*
U.E.2	- Unitate exterioara de climatizare sistem monosplit 230V, 50Hz, P= 2kW *Outdoor unit air conditioning system monosplit 230V, 50Hz, P= 2kW*
U.E.3	- Unitate exterioara de climatizare sistem monosplit 230V, 50Hz, P= 2kW *Outdoor unit air conditioning system monosplit 230V, 50Hz, P= 2kW*
U.E.4	- Unitate exterioara de climatizare sistem monosplit 230V, 50Hz, P= 2kW *Outdoor unit air conditioning system monosplit 230V, 50Hz, P= 2kW*
U.E.5	- Unitate exterioara de climatizare sistem monosplit 230V, 50Hz, P= 2kW *Outdoor unit air conditioning system monosplit 230V, 50Hz, P= 2kW*
U.E.6	- Unitate exterioara de climatizare sistem monosplit 230V, 50Hz, P= 2kW *Outdoor unit air conditioning system monosplit 230V, 50Hz, P= 2kW*
U.E.7	- Unitate exterioara de climatizare sistem monosplit 230V, 50Hz, P= 3kW *Outdoor unit air conditioning system monosplit 230V, 50Hz, P= 3kW*
U.E.8	- Unitate exterioara de climatizare sistem monosplit 230V, 50Hz, P= 3kW *Outdoor unit air conditioning system monosplit 230V, 50Hz, P= 3kW*
U.E.9	- Unitate exterioara de climatizare sistem monosplit 230V, 50Hz, P= 2kW *Outdoor unit air conditioning system monosplit 230V, 50Hz, P= 2kW*
U.E.10	- Unitate exterioara de climatizare sistem monosplit 230V, 50Hz, P= 3kW *Outdoor unit air conditioning system monosplit 230V, 50Hz, P= 3kW*
U.E.11	- Unitate exterioara de climatizare sistem monosplit 230V, 50Hz, P= 2kW *Outdoor unit air conditioning system monosplit 230V, 50Hz, P= 2kW*
▭	- Uscator de maini 230V, 50Hz, P=2.5kW / *Hand dryer 230V, 50Hz, P=2.5kW*
Cz	- Cazan mural 230V, 50Hz, P=0.3kW / *Wall mounting boiler 230V, 50Hz, P=0.3kW*
B	- Boiler electric 400V, 50Hz, P=6kW / *Electric boiler 400V, 50Hz, P=6kW*
P1 ~	- Pompa circulatie agent termic pentru incalzire 230V, 50Hz, P=0.3kW *Heat carrier circulation pump for heating 230V, 50Hz, P=0.3kW*
P2 ~	- Pompa circulatie agent termic pentru boiler 230V, 50Hz, P=0.2kW *Heat carrier circulation pump for boiler 230V, 50Hz, P=0.2kW*
P3 ~	- Pompa injectie cazan 230V, 50Hz, P=0.15kW *Injection pump for boiler 230V, 50Hz, P=0.15kW*
▭	- Statie completa de automatizare pentru sisteme solare 230V, 50Hz, P=1kW *Compete automation station for solar systems*
◩	- Tablou electric / *Electric board*
C.B. ☒	- Cutie cu butoane / *Box of buttons*

D					
C					
B					
A					
Indice Index	Data Date	Modificare Modification/Revision	Proiectant Designer	Aprobat Consultant Approved Consultant	Aprobat CFR Approved CFR

GUVERNUL ROMANIEI
ROMANIAN GOVERNMENT

PROIECT FINANŢAT DE UNIUNEA EUROPEANĂ
EUROPEAN UNION FINANCED PROJECT

CFR

C.N.C.F. "C.F.R." - S.A.

CLIENT / CLIENT

ITALFERR
GRUPPO FERROVIE DELLO STATO
Joint Venture leader

Scott Wilson

OBERMEYER
PLANEN + BERATEN GmbH

TECNIC
Consulting Engineers

CONSULTANT / CONSULTANT

			Data Date	Semnătură Signature
Aprobat Approved	Şef proiect Project manager	R. Liuzza	12.2011	
Aprobat Approved	Coordonator Secţiune 1 Section 1 Coordinator	C. Gambelli	12.2011	
Verificat Checked	Expert Verificator Checking Expert	G. Fioravanti	12.2011	

SUBCONTRACTANT / SUBCONTRACTOR

AREX

Aprobat Approved	Responsabil Subconsultant Subconsultant Responsible	A.Stanciu - Dinulescu	12.2011	
Întocmit Elaborated	Proiectant Designer	D. Matei	12.2011	

Reabilitarea liniei de cale ferata Braşov - Simeria, parte componentă a coridorului IV Pan European, pentru circulaţia trenurilor cu viteza maximă de 160 km/h,
Tronsonul : Braşov - Sighişoara
Rehabilitation of the railway line Braşov - Simeria, component Part of the IV Pan-European Corridor, for the trains circulation with maximum speed of 160 km/h,
Section : Braşov - Sighişoara

Proiect/Project
2004/RO/16/P/PA/003

Faza / Phase:
P.Th. / T.D.

Denumire desen / Drawing Title :

Instalaţii electrice interioare clădire staţie - Staţia Bod;
Bod station - Indoor wirings station building

Codificare / Codification System	Scara / Scale 1:50	LOT / LOT	Nr. / No 01 / 01

E A 5 1 0 1 C 0 5 P B I E 0 0 2 1 0 2 1 2

A2(420x2970)