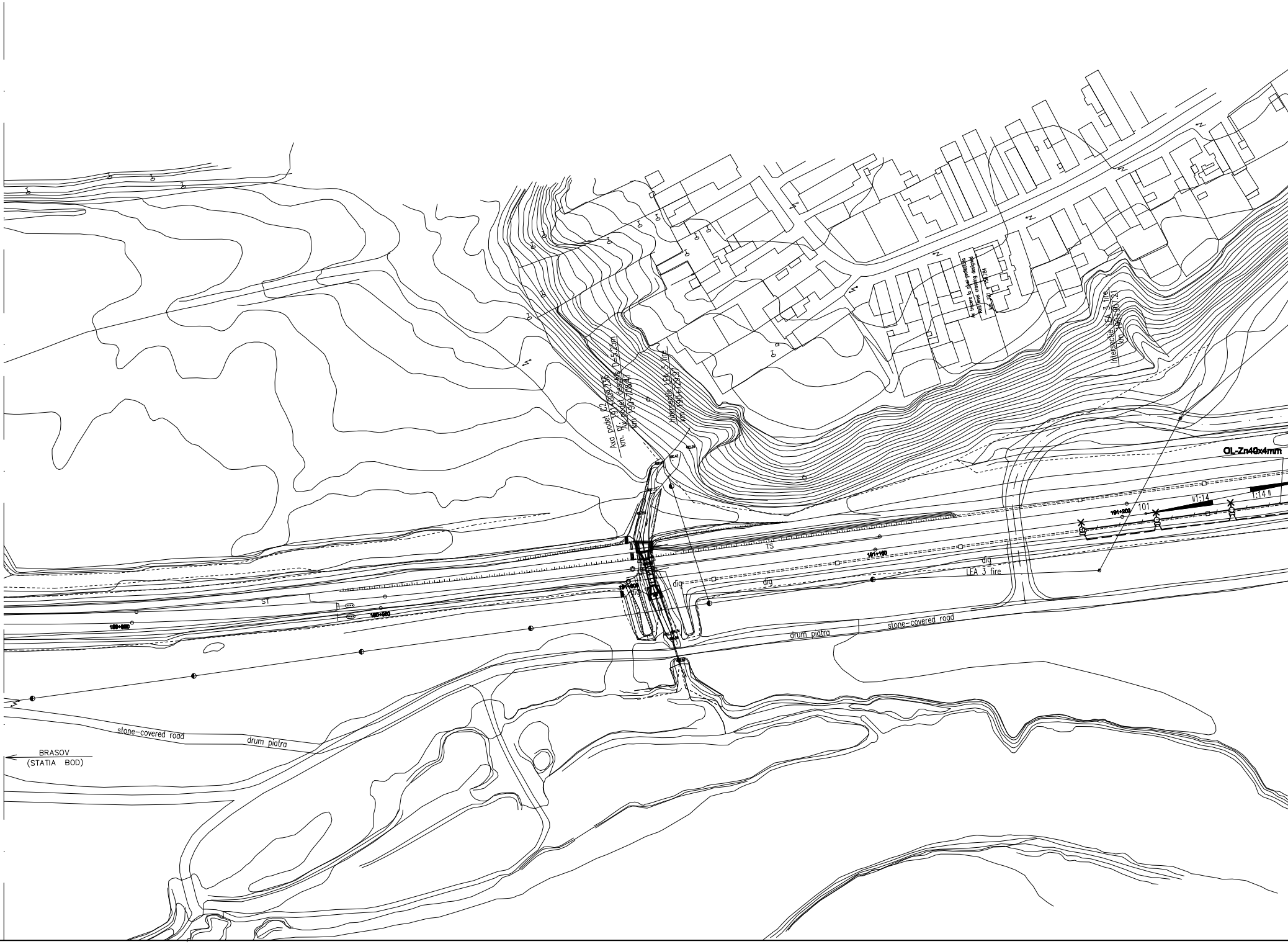
Axa podet C2
km. Rf. 191+009.236
Ax podet descris D=5.25m
km 190+108.47
Intersectie LEA 3 fire
km 190+129.97
Ax trecere la nivel protejata
Axis level crossing designed
km 191 + 156.784
Intersectie LEA 3 fire
km 190+907.21
OL-Zn40x4mm
II1:14
1:14 II
101
191+200
191+100
191+000
190+900
190+800
TS
ST
dig
dig
dig
LEA 3 fire
stone-covered road
drum piatra
stone-covered road
drum piatra
BRASOV
(STATIA BOD)

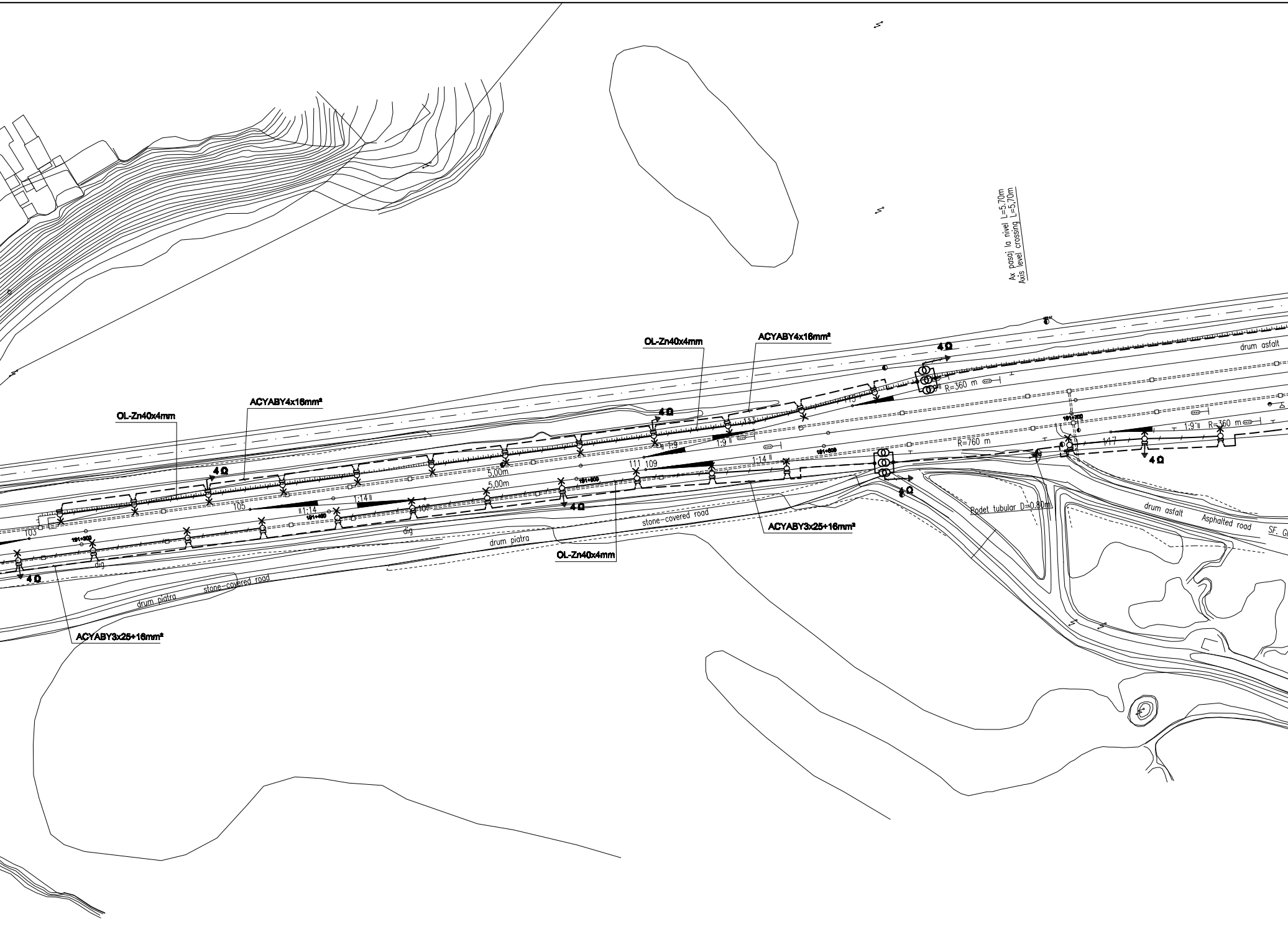
Ax pasaj la nivel L=5.70m
Axis level crossing L=5,70m
OL-Zn40x4mm
ACYABY4x16mm²
4 Ω
drum asfalt
R=360 m
OL-Zn40x4mm
ACYABY4x16mm²
4 Ω
1:9
1:9
191+700
1:9 R=360 m
R=760 m
1:17
4 Ω
4 Ω
111 109
1:14
191+600
4 Ω
5,00m
5,00m
191+500
105
1:14
1:14
191+400
107
4 Ω
103
191+300
dig
dig
stone-covered road
drum piatra
ACYABY3x25+16mm²
Podet tubular D=0,80m
drum asfalt
Asphalted road
SF. G
OL-Zn40x4mm
4 Ω
drum piatra
stone-covered road
ACYABY3x25+16mm²

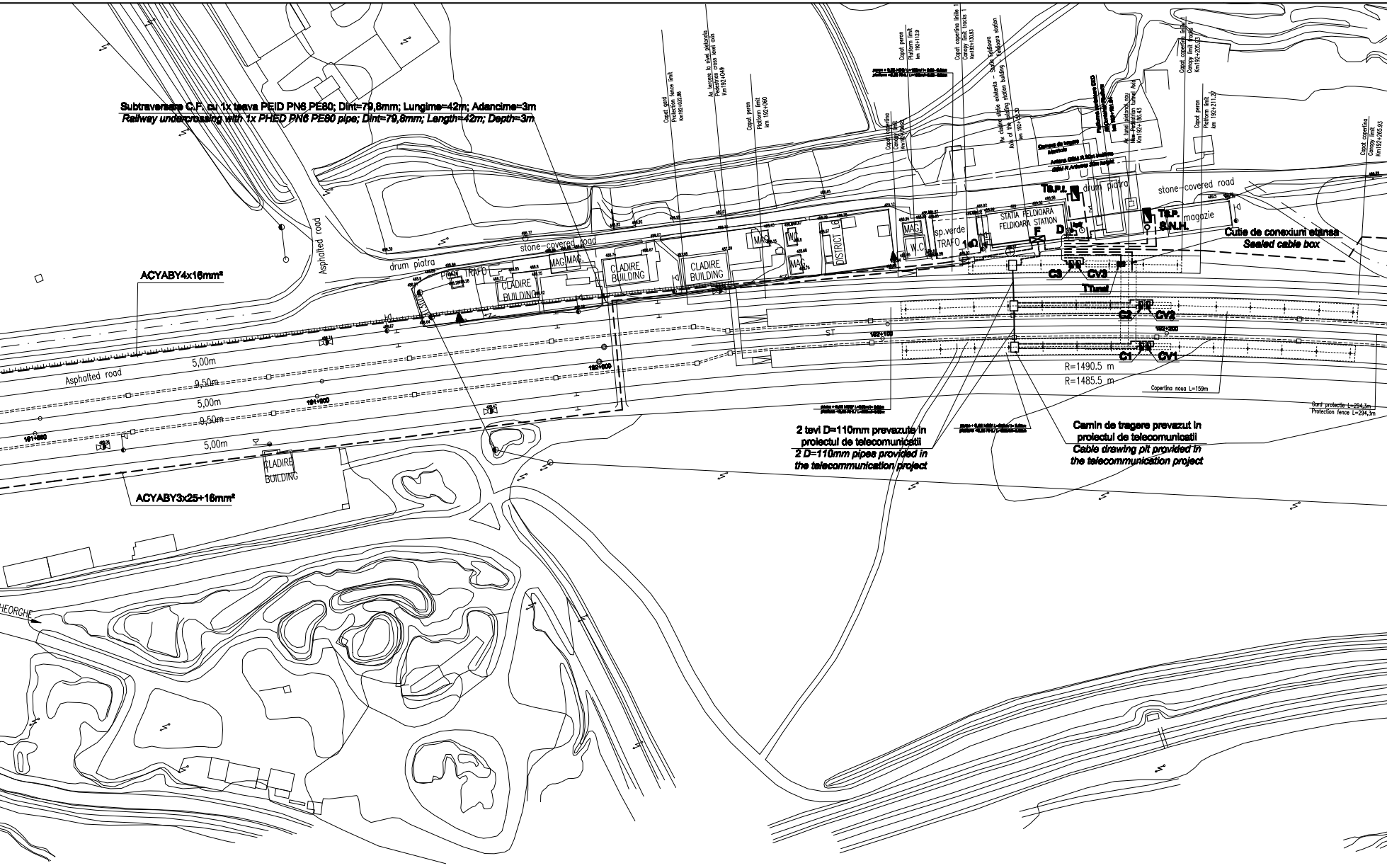
Subtraversare C.F. cu 1x teava PEID PN6 PE80; Dint=79,8mm; Lungime=42m; Adancime=3m
Railway undercrossing with 1x PHED PN6 PE80 pipe; Dint=79,8mm; Length=42m; Depth=3m
Capot gard
Protection fence limit
Km192+032.86
Ax trecere la nivel pietonala
Pedestrian cross level axis
Km192+049
Capot peron
Platform limit
km 192+060
Capot copertina
Canopy limit
Km192+069.92
Capot peron
Platform limit
km 192+112.9
Capot copertina linile 1
Canopy limit tracks 1
Km192+130.93
Ax cladire statie existenta - Statia Feldioara
Axis of the existing station building - Feldioara station
km 192+135.30
Camin de tragere
Manhole
Antena GSM-R 32m inaltime
GSM-R Antenna 32m height
Capot peron
Platform limit
km 192+211.2
Capot copertina
Canopy limit
Km192+265.93
ACYABY4x16mm²
Asphalted road
drum piatra
stone-covered road
PT TRAFO
MAG
MAG.
CLADIRE
BUILDING
MAG
WC
DISTRICT L6
sp.verde
TRAFO
W.C.
STATIA FELDIOARA
FELDIOARA STATION
F
D
TS.P.I.
TS.P.
S.N.H.
magazie
Cutie de conexiuni etansa
Sealed cable box
C3
CV3
Tunel
C2
CV2
C1
CV1
ST
192+100
192+200
192+000
191+900
191+800
5,00m
9,50m
R=1490.5 m
R=1485.5 m
Copertina noua L=159m
Gard protectie L=294,3m
Protection fence L=294,3m
2 tevi D=110mm prevazute in
proiectul de telecomunicatii
2 D=110mm pipes provided in
the telecommunication project
Camin de tragere prevazut in
proiectul de telecomunicatii
Cable drawing pit provided in
the telecommunication project
ACYABY3x25+16mm²
CLADIRE
BUILDING
GHEORGHE

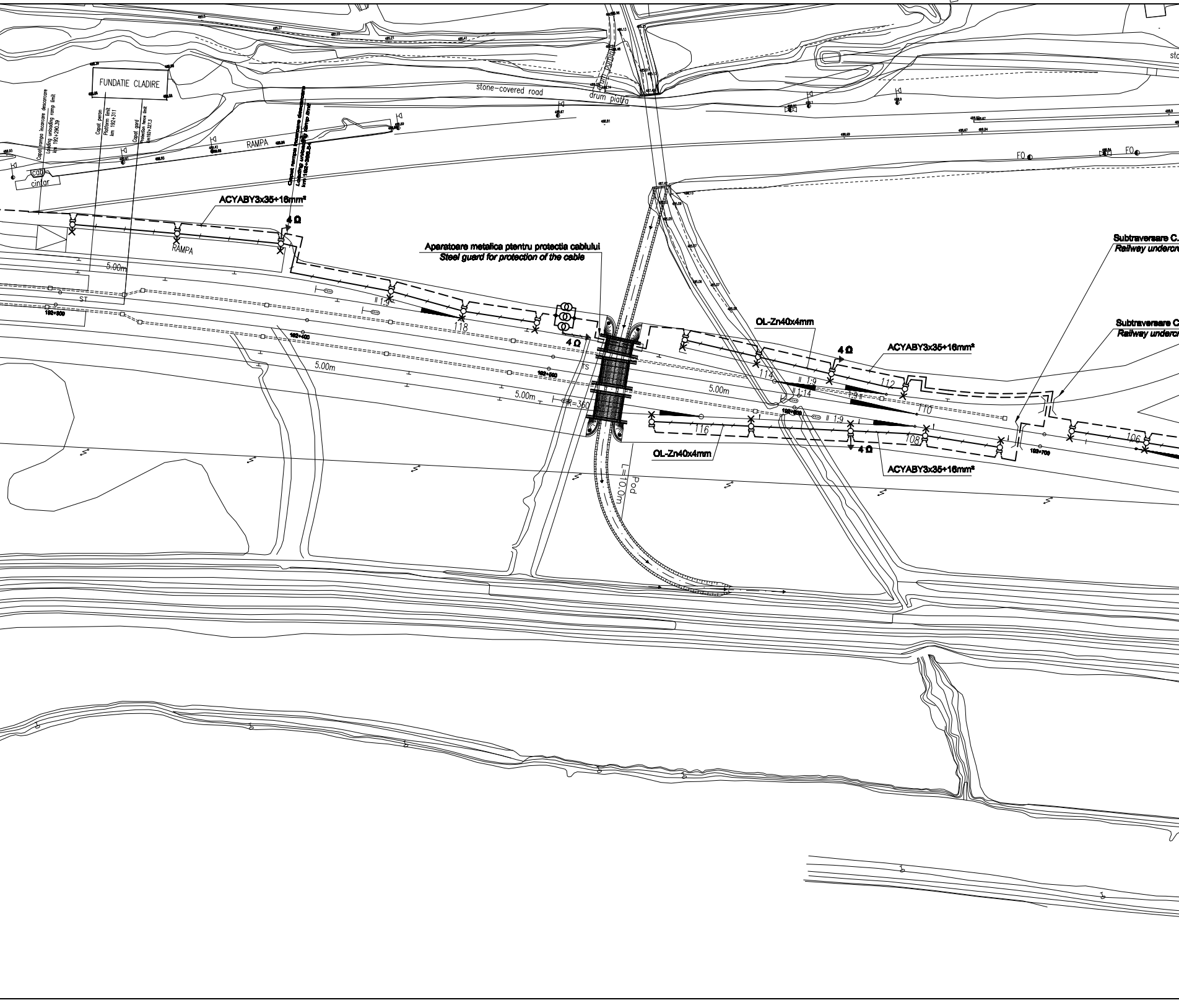
FUNDATIE CLADIRE
stone-covered road
drum piatra
RAMPA
cap cintar
Capat rampa incarcare descarcare
Loading unloading ramp limit
km 192+290.39
Capat peron
Platform limit
km 192+311
Capat gard
Protection fence limit
km192+327.3
Capat rampa incarcare descarcare
Loading unloading ramp limit
ACYABY3x35+16mm²
4 Ω
RAMPA
Aparatoare metalica ptentru protectia cablului
Steel guard for protection of the cable
5.00m
ST
118
4 Ω
TS
5.00m
5.00m
R=360
OL-Zn40x4mm
4 Ω
ACYABY3x35+16mm²
114
112
110
5.00m
116
108
OL-Zn40x4mm
4 Ω
ACYABY3x35+16mm²
Subtraversare C.
Railway undercr
Subtraversare C
Railway undercr
106
FO
FO
L=10.0m
Pod
sto

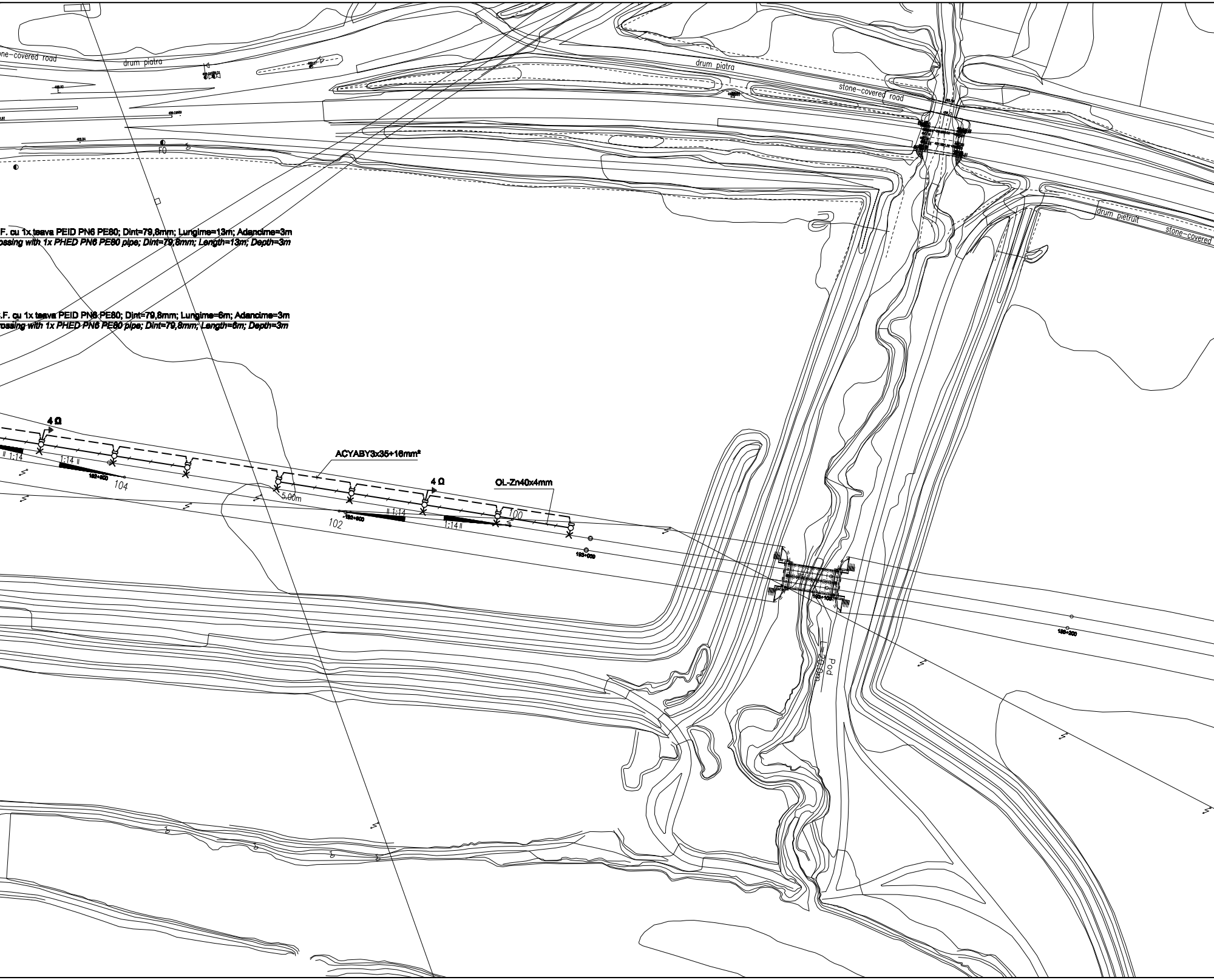
one-covered road
drum piatra
drum piatra
stone-covered road
drum pietruit
stone-covered
F0
.F. cu 1x teava PEID PN6 PE80; Dint=79,8mm; Lungime=13m; Adancime=3m
rossing with 1x PHED PN6 PE80 pipe; Dint=79,8mm; Length=13m; Depth=3m
.F. cu 1x teava PEID PN6 PE80; Dint=79,8mm; Lungime=6m; Adancime=3m
rossing with 1x PHED PN6 PE80 pipe; Dint=79,8mm; Length=6m; Depth=3m
4 Ω
1:14
1:14
192+800
104
ACYABY3x35+16mm²
5,00m
4 Ω
OL-Zn40x4mm
1:14
192+900
102
1:14
100
193+000
193+100
193+200
L=20,0m
Pod

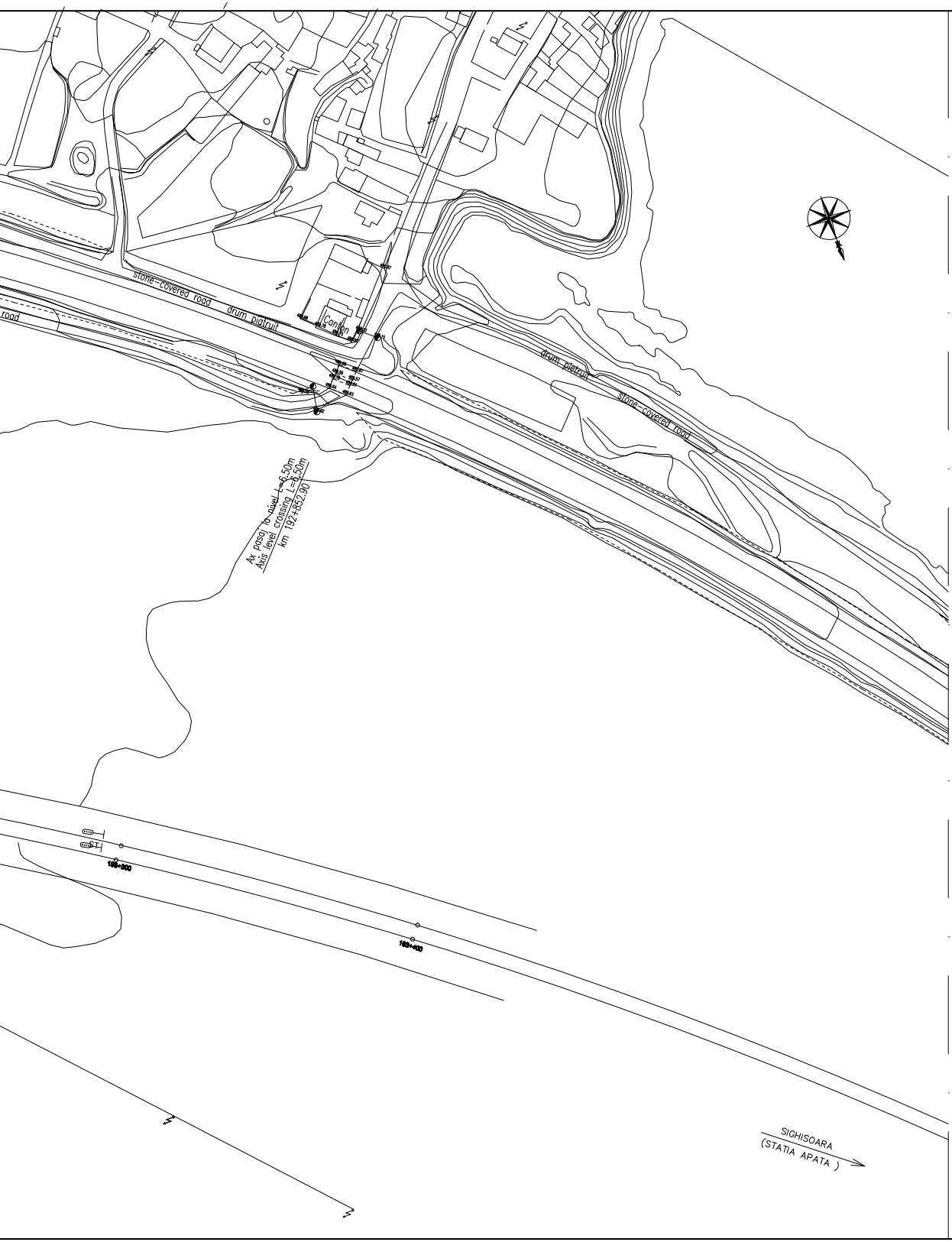
stone-covered road
drum pietruit
road
Canton
drum pietruit
stone-covered road
Ax pasaj la nivel L=6.50m
Axis level crossing L=6.50m
km 192+852.90
ST
193+300
193+400
SIGHISOARA
(STATIA APATA)

LEGENDA / *LEGEND:*

– – – – – – –	- **Cablu de energie montat ingropat in sant pe pat de nisip** ***Power cable buried in trench on sand bed***
—·—·—·—·—	- **Traseu grup cabluri** ***Route cable group***
–≍= = = =≍–	- **Subtraversare CF in tub de PEID PN6 PE 80** ***Railway undercrossing in PHED PN6 PE 80 pipe***
⏚	- **Priza de pamint** ***Earth grounding plate***
–/–×–/–×–/–	- **Linie electrica subterana pentru iluminat exterior cu stalpi de beton (250W)** ***Underground electric line for outdoor lighting with concrete poles (250W)***
⊗	- **Stalp de beton echipat cu corp de iluminat cu lampi cu vapori de mercur 250W, 230V, 50Hz, clasa I, IP54** ***Concrete pole equipped with lighting unit with mercury vapours lamps 250W, 230V, 50Hz, class I, IP54***
×	- **Corp de iluminat echipat cu lampi cu vapori de mercur 250W, 230V, 50Hz, clasa I, IP54** ***Lighting unit equipped with mercur vapours lamps 250W, 230V, 50Hz, class I, IP54***
⊠	- **Firida cu borne izolate** ***Niche with insulated terminals***
4Ω	- **Cutie cu transformatoare de separatie** ***Booster transformers box***
PEID PN6 PE80 ***PEHD PN6 PE80***	- **Teava de polietilena de inalta densitate** ***High-density polyethylene pipe***
bp2 ●	- **Buton de pornire electropompa pentru stingerea incendiului montat in cutie capsulata pozitionata langa dulapul P.S.I.** ***Button for extinguishing the electric power installed in sealed box placed near the closet PSI***
D ⊠	- **Dulap dotari P.S.I.** ***Closet with Security and Fire Extinction accesories***
S.N.H. ○	- **Separator de namol si hidrocarburi** ***Mud and hydrocarbon separator***
T.s.p. ◩	- **Tablou electric pentru statie pompare** ***Electric board for pumping station***
T.s.p.i. ◩	- **Tablou electric pentru statie pompare incendiu** ***Electric board for fire pumping station***
◩ **C1, C2, C3**	- **Cutie etansa pentru copertina (alimentata din T.I.E.)** ***Sealed box for canopy (powered supply from TIE)***
◩ **CV1, CV2, CV3**	- **Cutie etansa pentru copertina (alimentata din T.C.V.)** ***Sealed box for canopy (powered supply from TCV)***

JURNAL DE CABLURI
JOURNAL OF CABLES

NR. *NO.*	DE LA *FROM*	PANA LA *TO*	SIMBOL CABLU *CABLE SYMBOL*
1	Firida F *F niche*	ILUMINAT CAP X *LIGHTING OF X END*	ACYABY4x16mm²
2	Firida F *F niche*	ILUMINAT CAP X *LIGHTING OF X END*	ACYABY3x25+16mm²
3	Firida F *F niche*	ILUMINAT CAP Y *LIGHTING OF Y END*	ACYABY3x35+16mm²
4	Firida F *F niche*	CUTIA C1 *C1 BOX*	CYABY 5x10mm² CSYABY14x1.5mm²
5	Firida F *F niche*	CUTIA C2 *C2 BOX*	CYABY 5x10mm² CSYABY14x1.5mm²
6	Firida F *F niche*	CUTIA C3 *C3 BOX*	CYABY 5x10mm² CSYABY14x1.5mm²
7	Firida F *F niche*	T_{Tunel}	CYABY 5x6mm²
8	Firida F *F niche*	$T_{a.p.}$	CYABY 5x6mm²
9	Firida F *F niche*	S.N.H.	CYABY3x2.5mm²
10	Firida F *F niche*	$T_{a.p.i.}$	CYABY 5x4mm²
11	Firida F *F niche*	bp2	CSYABY 3x1.5mm²
12	bp2	$T_{a.p.i.}$	CSYABY 3x1.5mm²
13	Firida F *F niche*	CUTIA CV1 *CV1 BOX*	CYABY 5x4mm² CSYABY5x1.5mm²
14	Firida F *F niche*	CUTIA CV2 *CV2 BOX*	CYABY 5x4mm² CSYABY5x1.5mm²
15	Firida F *F niche*	CUTIA CV3 *CV3 BOX*	CYABY 5x4mm² CSYABY5x1.5mm²
16	Firida F *F niche*	ILUMINAT TUNEL PIETONAL *LIGHTING OF PEDESTRIAN TUNNEL*	CYABY 3x2.5mm²
17	Firida F *F niche*	CONTAINER GRUP ELECTROGEN *CONTAINER POWER UNIT*	CYABY3x150mm² CYABY3x185+95mm²+CYABY1x95mm² CYABY5x35mm² CYABY3x70+35mm²+CYABY1x35mm² CYABY3x10mm² CYABY3x10mm²

D					
C					
B					
A					
Indice Index	Data Date	Modificare Modification/Revision	Proiectant Designer	Aprobat Consultant Approved Consultant	Aprobat CFR Approved CFR

GUVERNUL ROMANIEI
ROMANIAN GOVERNMENT

PROIECT FINANȚAT DE UNIUNEA EUROPEANĂ
EUROPEAN UNION FINANCED PROJECT

CLIENT / CLIENT

C.N.C.F. "C.F.R." - S.A.

ITALFERR
GRUPPO FERROVIE DELLO STATO
Joint Venture leader

Scott Wilson

OBERMEYER
PLANEN + BERATEN GmbH

TECNIC
Consulting Engineers

CONSULTANT / CONSULTANT

			Data Date	Semnătură Signature
Aprobat Approved	Şef proiect Project manager	R. Liuzza	12.2011	
Aprobat Approved	Coordonator Secţiune 1 Section 1 Coordinator	C. Gambelli	12.2011	
Verificat Checked	Expert Verificator Checking Expert	G. Fioravanti	12.2011	

SUBCONTRACTANT / SUBCONTRACTOR

AREX COMPANY

Aprobat Approved	Responsabil Subconsultant Subconsultant Responsible	A.Stanciu - Dinulescu	12.2011	
Întocmit Elaborated	Proiectant Designer	D. Matei	12.2011	

Reabilitarea liniei de cale ferata Braşov - Simeria, parte componentă a coridorului IV Pan European, pentru circulaţia trenurilor cu viteza maximă de 160 km/h, **Tronsonul : Braşov - Sighişoara**

Rehabilitation of the railway line Braşov - Simeria, component Part of the IV Pan-European Corridor, for the trains circulation with maximum speed of 160 km/h,
Section : Braşov - Sighişoara

Proiect/Project
2004/RO/16/P/PA/003

Faza / Phase:
P.Th. / T.D.

Denumire desen / Drawing Title :

Reţele electrice exterioare - Sta ţia Feldioara;
Feldioara station - Outdoor electric networks

Codificare / Codification System	Scara / Scale 1:1000	LOT / LOT	Nr. / No 01 / 01

E A 5 1   0 1   C   0 7   L 7   I E   0 0   2   1   0 2 6   1

A2(420x3600)