PERON LINIA 1
FIRST TRACK PLATFORM

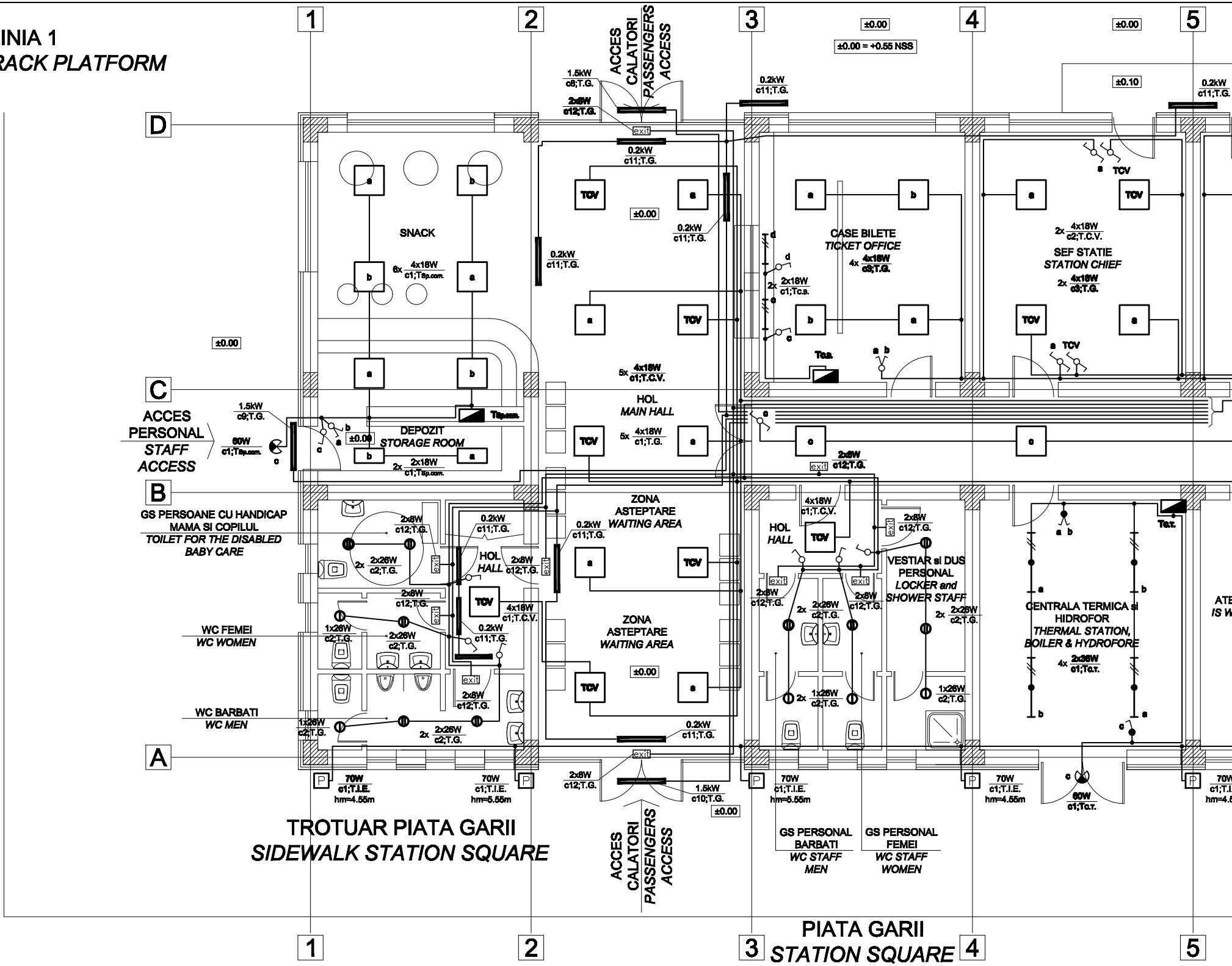

1
2
3
4
5
A
B
C
D
±0.00
±0.00 = +0.55 NSS
±0.10
ACCES CALATORI
PASSENGERS ACCESS
1.5kW c8;T.G.
2x8W c12;T.G.
exit
0.2kW c11;T.G.
SNACK
6x 4x18W c1;Tsp.com.
TCV
HOL
MAIN HALL
5x 4x18W c1;T.C.V.
5x 4x18W c1;T.G.
CASE BILETE
TICKET OFFICE
4x 4x18W c3;T.G.
2x 2x18W c1;Tc.s.
Tc.s.
SEF STATIE
STATION CHIEF
2x 4x18W c2;T.C.V.
2x 4x18W c3;T.G.
ACCES PERSONAL
STAFF ACCESS
1.5kW c9;T.G.
60W c1;Tsp.com.
DEPOZIT
STORAGE ROOM
2x 2x18W c1;Tsp.com.
Tsp.com.
GS PERSOANE CU HANDICAP MAMA SI COPILUL
TOILET FOR THE DISABLED BABY CARE
2x8W c12;T.G.
2x 2x26W c2;T.G.
HOL
HALL
4x18W c1;T.C.V.
WC FEMEI
WC WOMEN
1x26W c2;T.G.
2x26W c2;T.G.
WC BARBATI
WC MEN
ZONA ASTEPTARE
WAITING AREA
HOL
HALL
VESTIAR si DUS PERSONAL
LOCKER and SHOWER STAFF
CENTRALA TERMICA si HIDROFOR
THERMAL STATION, BOILER & HYDROFORE
4x 2x36W c1;Tc.t.
Tc.t.
60W c1;Tc.t.
70W c1;T.I.E. hm=4.55m
70W c1;T.I.E. hm=5.55m
1.5kW c10;T.G.
P
GS PERSONAL BARBATI
WC STAFF MEN
GS PERSONAL FEMEI
WC STAFF WOMEN
TROTUAR PIATA GARII
SIDEWALK STATION SQUARE
PIATA GARII
STATION SQUARE

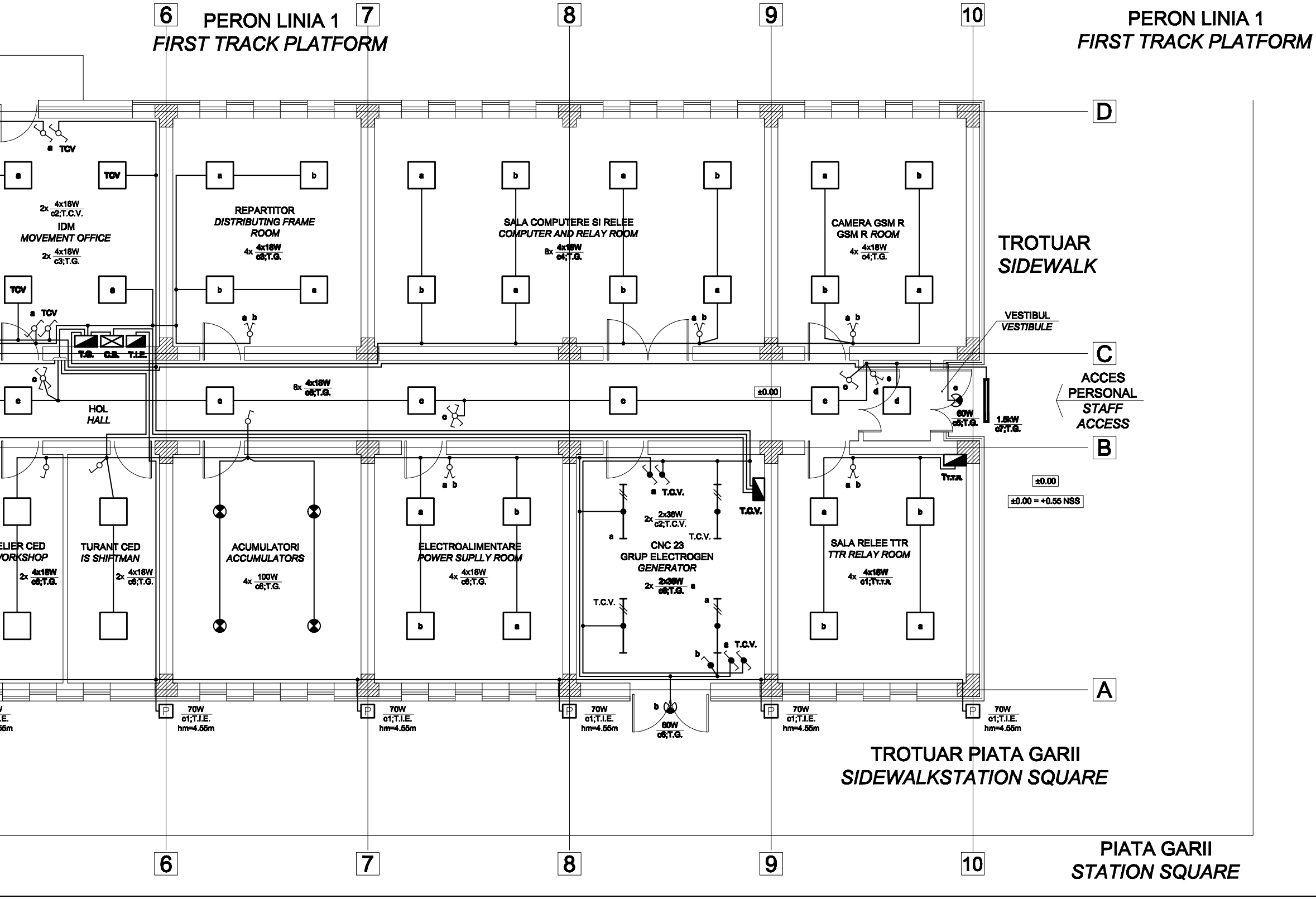
6
7
8
9
10
PERON LINIA 1
FIRST TRACK PLATFORM
PERON LINIA 1
FIRST TRACK PLATFORM
D
C
B
A
a TCV
TCV
2x 4x18W / c2;T.C.V.
IDM
MOVEMENT OFFICE
2x 4x18W / c3;T.G.
a TCV
REPARTITOR
DISTRIBUTING FRAME ROOM
4x 4x18W / c3;T.G.
a b
SALA COMPUTERE SI RELEE
COMPUTER AND RELAY ROOM
8x 4x18W / c4;T.G.
CAMERA GSM R
GSM R ROOM
4x 4x18W / c4;T.G.
TROTUAR
SIDEWALK
VESTIBUL
VESTIBULE
T.G.
C.B.
T.I.E.
8x 4x18W / c5;T.G.
HOL
HALL
±0.00
60W / c5;T.G.
1.5kW / c7;T.G.
ACCES PERSONAL
STAFF ACCESS
±0.00
±0.00 = +0.55 NSS
Tr.T.R.
T.C.V.
...ELIER CED
...WORKSHOP
2x 4x18W / c6;T.G.
TURANT CED
IS SHIFTMAN
2x 4x18W / c6;T.G.
ACUMULATORI
ACCUMULATORS
4x 100W / c6;T.G.
ELECTROALIMENTARE
POWER SUPLLY ROOM
4x 4x18W / c6;T.G.
a T.C.V.
2x 2x36W / c2;T.C.V.
T.C.V.
CNC 23
GRUP ELECTROGEN
GENERATOR
2x 2x36W / c6;T.G.
T.C.V.
a T.C.V.
SALA RELEE TTR
TTR RELAY ROOM
4x 4x18W / c1;Tr.T.R.
70W / c1;T.I.E. / hm=4.55m
70W / c1;T.I.E. / hm=4.55m
70W / c1;T.I.E. / hm=4.55m
70W / c1;T.I.E. / hm=4.55m
70W / c1;T.I.E. / hm=4.55m
60W / c6;T.G.
TROTUAR PIATA GARII
SIDEWALKSTATION SQUARE
PIATA GARII
STATION SQUARE

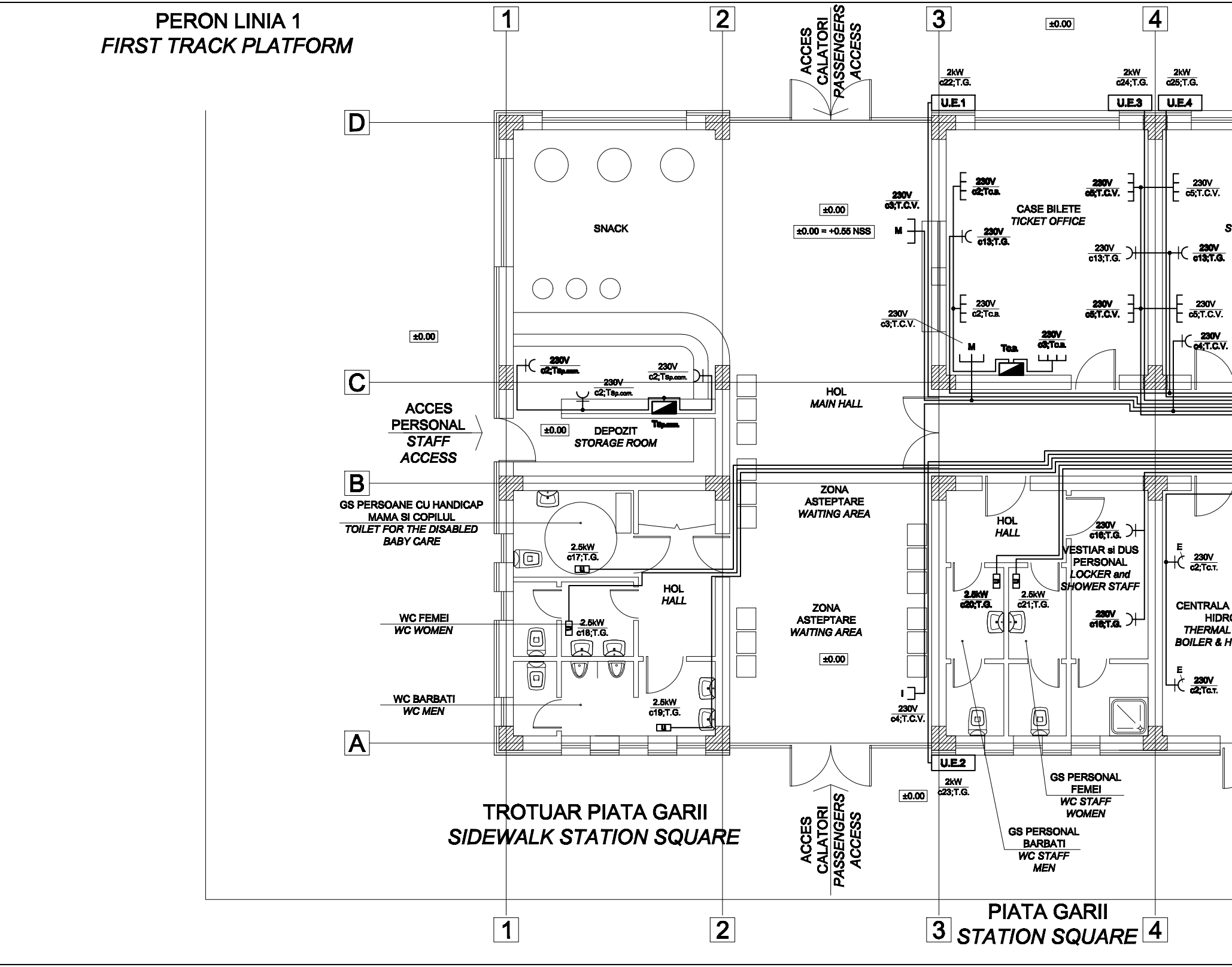
PERON LINIA 1
FIRST TRACK PLATFORM
1
2
3
4
±0.00
ACCES CALATORI
PASSENGERS ACCESS
2kW
c22;T.G.
U.E.1
2kW
c24;T.G.
U.E.3
2kW
c25;T.G.
U.E.4
D
C
B
A
SNACK
±0.00
±0.00 = +0.55 NSS
230V
c3;T.C.V.
M
230V
c2;Tc.s.
230V
c13;T.G.
230V
c2;Tc.s.
CASE BILETE
TICKET OFFICE
230V
c5;T.C.V.
230V
c13;T.G.
230V
c5;T.C.V.
230V
c5;T.C.V.
230V
c13;T.G.
230V
c5;T.C.V.
230V
c3;T.C.V.
M
Tc.s.
230V
c3;Tc.s.
230V
c4;T.C.V.
±0.00
230V
c2;Tsp.com.
230V
c2;Tsp.com.
230V
c2;Tsp.com.
Tsp.com.
ACCES PERSONAL
STAFF ACCESS
±0.00
DEPOZIT
STORAGE ROOM
HOL
MAIN HALL
GS PERSOANE CU HANDICAP
MAMA SI COPILUL
TOILET FOR THE DISABLED
BABY CARE
2.5kW
c17;T.G.
ZONA ASTEPTARE
WAITING AREA
HOL
HALL
230V
c16;T.G.
VESTIAR si DUS PERSONAL
LOCKER and SHOWER STAFF
E
230V
c2;Tc.T.
CENTRALA
HIDR
THERMAL
BOILER & H
HOL
HALL
WC FEMEI
WC WOMEN
2.5kW
c18;T.G.
2.5kW
c20;T.G.
2.5kW
c21;T.G.
230V
c16;T.G.
ZONA ASTEPTARE
WAITING AREA
±0.00
WC BARBATI
WC MEN
2.5kW
c19;T.G.
I
230V
c4;T.C.V.
E
230V
c2;Tc.T.
U.E.2
2kW
c23;T.G.
±0.00
GS PERSONAL FEMEI
WC STAFF WOMEN
GS PERSONAL BARBATI
WC STAFF MEN
TROTUAR PIATA GARII
SIDEWALK STATION SQUARE
ACCES CALATORI
PASSENGERS ACCESS
PIATA GARII
STATION SQUARE
1
2
3
4

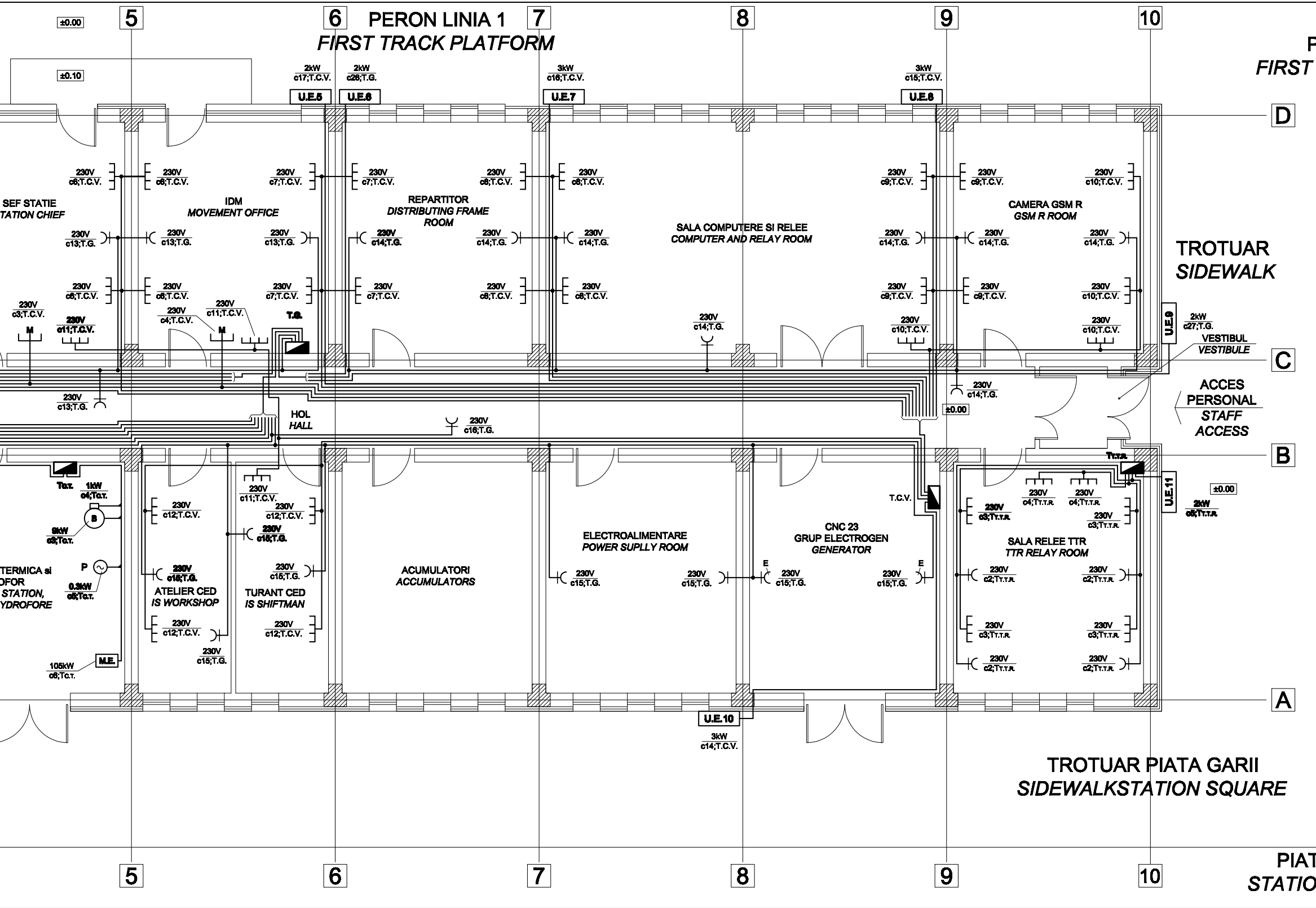
PERON LINIA 1
FIRST TRACK PLATFORM
±0.00
±0.10
5
6
7
8
9
10
D
C
B
A
2kW c17;T.C.V.
2kW c26;T.G.
3kW c16;T.C.V.
3kW c15;T.C.V.
U.E.5
U.E.6
U.E.7
U.E.8
U.E.9
U.E.10
U.E.11
2kW c27;T.G.
3kW c14;T.C.V.
2kW c5;TT.T.R.
SEF STATIE
TATION CHIEF
IDM
MOVEMENT OFFICE
REPARTITOR
DISTRIBUTING FRAME ROOM
SALA COMPUTERE SI RELEE
COMPUTER AND RELAY ROOM
CAMERA GSM R
GSM R ROOM
TROTUAR
SIDEWALK
VESTIBUL
VESTIBULE
ACCES PERSONAL
STAFF ACCESS
HOL
HALL
T.G.
T.C.V.
TT.T.R.
TC.T.
ATELIER CED
IS WORKSHOP
TURANT CED
IS SHIFTMAN
ACUMULATORI
ACCUMULATORS
ELECTROALIMENTARE
POWER SUPLLY ROOM
CNC 23
GRUP ELECTROGEN
GENERATOR
SALA RELEE TTR
TTR RELAY ROOM
TERMICA si
OFOR
STATION,
YDROFORE
1kW c4;TC.T.
9kW c3;TC.T.
0.3kW c5;TC.T.
105kW c6;TC.T.
M.E.
M
B
P
E
230V c6;T.C.V.
230V c7;T.C.V.
230V c8;T.C.V.
230V c9;T.C.V.
230V c10;T.C.V.
230V c13;T.G.
230V c14;T.G.
230V c3;T.C.V.
230V c4;T.C.V.
230V c11;T.C.V.
230V c16;T.G.
230V c12;T.C.V.
230V c15;T.G.
230V c16;T.G.
230V c2;TT.T.R.
230V c3;TT.T.R.
230V c4;TT.T.R.
±0.00
TROTUAR PIATA GARII
SIDEWALKSTATION SQUARE
PIAT
STATIO
FIRST
P

PERON LINIA 1
TRACK PLATFORM

TA GARII
N SQUARE

LEGENDA:/LEGEND:

□	- Corp de iluminat pentru plafon fals cu balast electronic HF-P, echipat cu lampi tubulare fluorescente 4x18W, 230V, 50Hz, clasa I, IP40 *Lighting unit for false ceiling with electronic ballast HF-P, equipped with fluorescent tubular lamps 4x18W, 230V, 50Hz, class I, IP40*
▭	- Corp de iluminat pentru plafon fals cu balast electronic HF-P, echipat cu lampi tubulare fluorescente 2x18W, 230V, 50Hz, clasa I, IP40 *Lighting unit for false ceiling with electronic ballast HF-P, equipped with fluorescent tubular lamps 2x18W, 230V, 50Hz, class I, IP40*
├──//┤	- Corp de iluminat cu balast electronic HF-P si gratar, echipat cu lampi tubulare fluorescente 2x36W, 230V, 50Hz, clasa I, IP20 *Lighting unit with electronic ballast HF-P and grill, equipped with fluorescent tubular lamps 2x36W, 230V, 50Hz, class I, IP20*
├─●─//┤	- Corp de iluminat cu balast electronic HF-P, echipat cu lampi tubulare fluorescente 2x36W, 230V, 50Hz, clasa I, IP65 *Lighting unit with electronic ballast HF-P, equipped with fluorescent tubular lamps 2x36W, 230V, 50Hz, class I, IP65*
├//┤	- Corp de iluminat cu balast electronic HF-P si gratar, echipat cu lampi tubulare fluorescente 2x18W, 230V, 50Hz, clasa I, IP20 *Lighting unit with electronic ballast HF-P and grill, equipped with fluorescent tubular lamps 2x18W, 230V, 50Hz, class I, IP20*
├●//┤	- Corp de iluminat cu balast electronic HF-P si gratar, echipat cu lampi tubulare fluorescente 2x18W, 230V, 50Hz, clasa I, IP 65 *Lighting unit with electronic ballast HF-P and grill, equipped with fluorescent tubular lamps 2x18W, 230V, 50Hz, class I, IP 65*
⦶	- Corp de iluminat pentru plafon fals cu balast electronic HF-P, echipat cu lampi fluocompacte 1x26W, 230V, 50Hz, clasa I, IP44 *Lighting unit for false ceiling with electronic ballast HF-P, equipped with fluocompacte lamps 1x26W, 230V, 50Hz, class I, IP44*
⦶	- Corp de iluminat pentru plafon fals cu balast electronic HF-P, echipat cu lampi fluocompacte 2x26W, 230V, 50Hz, clasa I, IP44 *Lighting unit for false ceiling with electronic ballast HF-P, equipped with fluocompacte lamps 2x26W, 230V, 50Hz, class I, IP44*
⊗	- Corp de iluminat tip aplica, echipat cu lampa incandescenta 60W, 230V, 50Hz, clasa I, IP54 *Lighting unit type bracket, equipped with incandescent lamp 60W, 230V, 50Hz, class I, IP54*
⊗	- Corp de iluminat pentru mediu exploziv, echipat cu lampa incandescenta 100W, 230V, 50Hz, clasa I, IP54 *Lighting unit for explosion-proof, equipped with incandescent lamp 100W, 230V, 50Hz, class I, IP54*
exit	- Corp de iluminat tip luminobloc 2x8W, iluminat permanent, cu autonomie de trei ore, 230V, 50Hz, clasa II, IP42 *Lighting unit type luminobloc 2x8W, permanent lighting, three-hour autonomy, 230V, 50Hz, class II, IP42*
▬	- Pictograma / *Pictogram*
P	- Corp de iluminat tip proiector cu reflector asimetric, echipat cu lampi cu vapori de sodiu, 70W, 230V, 50Hz, clasa I, IP66 *Lighting unit type projector with asymmetric reflector, equipped with sodium vapor lamps, 70W, 230V, 50Hz, class I, IP66*
○	- Comutator unipolar 250V, 10A *Single change-over 250V, 10A*
●	- Comutator unipolar etans 250V, 10A *Single tight change-over 250V, 10A*
○	- Intrerupator unipolar 250V, 10A *Single switch 250V, 10A*
●	- Intrerupator unipolar etans 250V, 10A *Single tight switch 250V, 10A*
○	- Intrerupator pentru scara 250V, 10A *Stair switch 250A, 10A*
●	- Intrerupator pentru scara etans 250V, 10A *Stair tight switch 250V, 10A*
○	- Intrerupator cruce 250V, 10A *Cross switch 250V, 10A*
⅄	- Priza bipolara, cu contact de protectie 250V/16A *Two-poles socket outlet, with protection contact 250V /16A*
E ⅄	- Priza bipolara etansa, cu contact de protectie 250V/16A *Two-poles tight socket outlet, with protection contact 250V /16A*
I	- Priza de calculator bipolara, cu contact de protectie 250V/16A (pentru informatii) *Two-poles computer socket outlet, with protection contact 250V /16A (for information)*
M	- Priza de calculator bipolara dubla, cu contact de protectie 250V/16A (pentru monitor) *Two-poles computer socket outlet dual,with protection contact 250V /16A (for display)*
⊥⊥⊥	- Priza de calculator bipolara tripla, cu contact de protectie 250V/16A *Two-poles computer socket outlet triple, with protection contact 250V /16A*
U.E.1	- Unitate exterioara de climatizare sistem monosplit 230V, 50Hz, P= 2kW *Outdoor unit air conditioning system monosplit 230V, 50Hz, P= 2kW*
U.E.2	- Unitate exterioara de climatizare sistem monosplit 230V, 50Hz, P= 2kW *Outdoor unit air conditioning system monosplit 230V, 50Hz, P= 2kW*
U.E.3	- Unitate exterioara de climatizare sistem monosplit 230V, 50Hz, P= 2kW *Outdoor unit air conditioning system monosplit 230V, 50Hz, P= 2kW*
U.E.4	- Unitate exterioara de climatizare sistem monosplit 230V, 50Hz, P= 2kW *Outdoor unit air conditioning system monosplit 230V, 50Hz, P= 2kW*
U.E.5	- Unitate exterioara de climatizare sistem monosplit 230V, 50Hz, P= 2kW *Outdoor unit air conditioning system monosplit 230V, 50Hz, P= 2kW*
U.E.6	- Unitate exterioara de climatizare sistem monosplit 230V, 50Hz, P= 2kW *Outdoor unit air conditioning system monosplit 230V, 50Hz, P= 2kW*
U.E.7	- Unitate exterioara de climatizare sistem monosplit 230V, 50Hz, P= 3kW *Outdoor unit air conditioning system monosplit 230V, 50Hz, P= 3kW*
U.E.8	- Unitate exterioara de climatizare sistem monosplit 230V, 50Hz, P= 3kW *Outdoor unit air conditioning system monosplit 230V, 50Hz, P= 3kW*
U.E.9	- Unitate exterioara de climatizare sistem monosplit 230V, 50Hz, P= 2kW *Outdoor unit air conditioning system monosplit 230V, 50Hz, P= 2kW*
U.E.10	- Unitate exterioara de climatizare sistem monosplit 230V, 50Hz, P= 3kW *Outdoor unit air conditioning system monosplit 230V, 50Hz, P= 3kW*
U.E.11	- Unitate exterioara de climatizare sistem monosplit 230V, 50Hz, P= 2kW *Outdoor unit air conditioning system monosplit 230V, 50Hz, P= 2kW*
▭	- Uscator de maini 230V, 50Hz, P=2.5kW / *Hand dryer 230V, 50Hz, P=2.5kW*
M.E.	- Microcentrala electrica pentru incalzire P=105kW *Micro electric boiling for heating P=105kW*
B	- Boiler electric 400V, 50Hz, P=9kW / *Electric boiler 400V, 50Hz, P=9kW*
P ~	- Pompa circulatie agent termic pentru incalzire 230V, 50Hz, P=0.3kW *Heat carrier circulation pump for heating 230V, 50Hz, P=0.3kW*
▭	- Statie completa de automatizare pentru sisteme solare 230V, 50Hz, P=1kW *Compete automation station for solar systems*
◩	- Tablou electric / *Electric board*
☒ C.B.	- Cutie cu butoane / *Box of buttons*

D					
C					
B					
A					
Indice Index	Data Date	Modificare Modification/Revision	Proiectant Designer	Aprobat Consultant Approved Consultant	Aprobat CFR Approved CFR

GUVERNUL ROMANIEI
ROMANIAN GOVERNMENT

PROIECT FINANŢAT DE UNIUNEA EUROPEANĂ
EUROPEAN UNION FINANCED PROJECT

CLIENT / CLIENT

CFR

C.N.C.F. "C.F.R." - S.A.

ITALFERR
GRUPPO FERROVIE DELLO STATO
Joint Venture leader

Scott Wilson

OBERMEYER
PLANEN + BERATEN GmbH

TECNIC
Consulting Engineers

CONSULTANT / CONSULTANT

			Data Date	Semnătură Signature
Aprobat Approved	Şef proiect Project manager	R. Liuzza	12.2011	
Aprobat Approved	Coordonator Secţiune 1 Section 1 Coordinator	C. Gambelli	12.2011	
Verificat Checked	Expert Verificator Checking Expert	G. Floravanti	12.2011	

SUBCONTRACTANT / SUBCONTRACTOR

AREX COMPANY

Aprobat Approved	Responsabil Subconsultant Subconsultant Responsible	A.Stanciu - Dinulescu	12.2011	
Întocmit Elaborated	Proiectant Designer	D. Matei	12.2011	

Reabilitarea liniei de cale ferata Braşov - Simeria, parte componentă a coridorului IV Pan European, pentru circulaţia trenurilor cu viteza maximă de 160 km/h,
Tronsonul : Braşov - Sighişoara
Rehabilitation of the railway line Braşov - Simeria, component Part of the IV Pan-European Corridor, for the trains circulation with maximum speed of 160 km/h,
Section : Braşov - Sighişoara

Proiect/Project
2004/RO/16/P/PA/003

Faza / Phase:
P.Th. / T.D.

Denumire desen / Drawing Title :

Instalaţii electrice interioare clădire staţie - Staţia Archita;
Archita station - Indoor wirings station building

Codificare / Codification System	Scara / Scale 1:50	LOT / LOT	Nr. / No 01 / 01

EA51 01 C 15 PB IE 00 7 1 021 1

A2(420x2970)