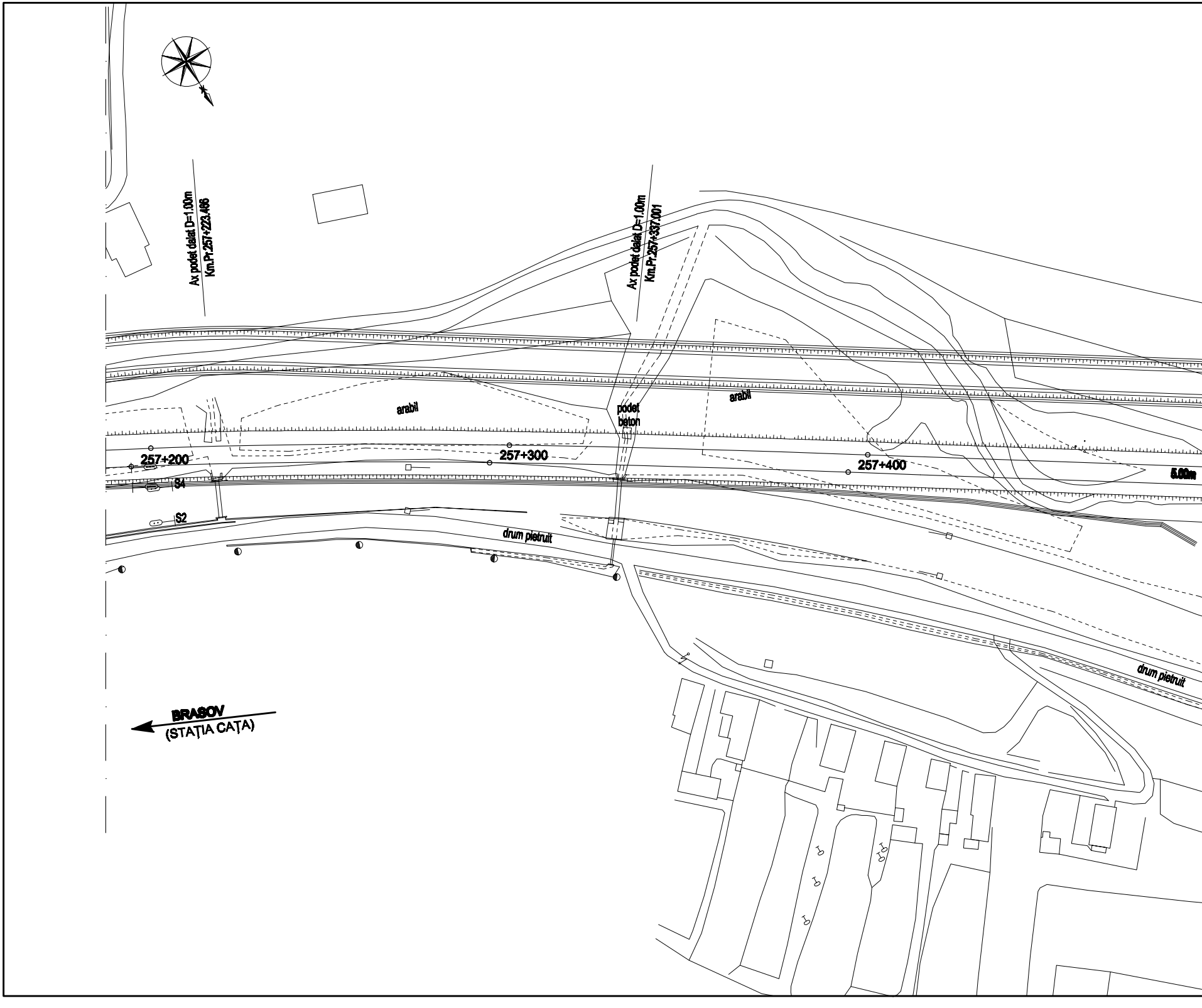
Ax podet dalat D=1.00m
Km.Pr.257+223.486
Ax podet dalat D=1.00m
Km.Pr.257+337.001
arabil
podet
beton
arabil
257+200
257+300
257+400
S4
S2
5.00m
drum pietruit
drum pietruit
BRASOV
(STAȚIA CAȚA)

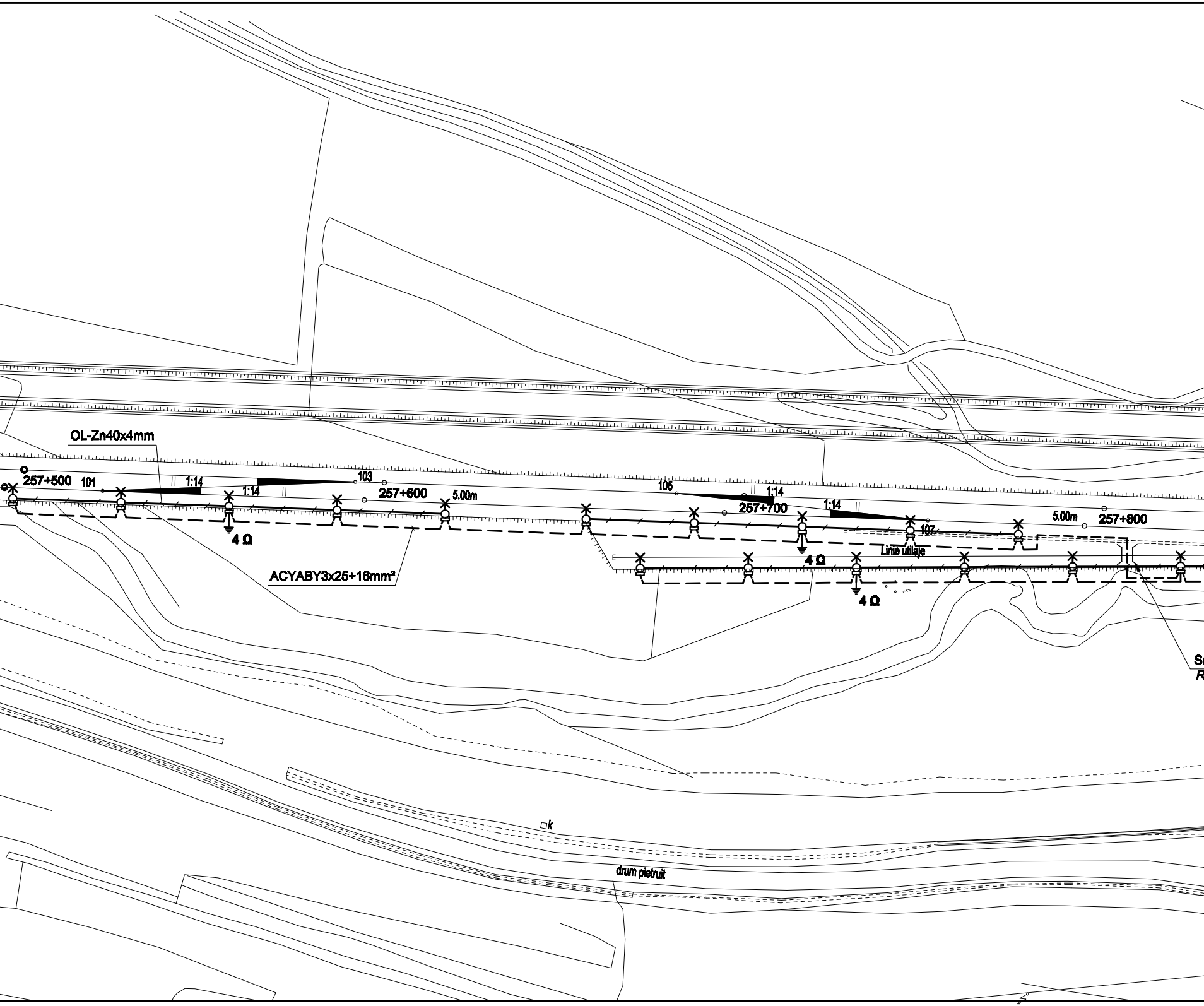
OL-Zn40x4mm
257+500
101
1:14
1:14
103
257+600
5.00m
4 Ω
ACYABY3x25+16mm²
105
1:14
257+700
1:14
107
5.00m
257+800
Linie utilaje
4 Ω
4 Ω
k
drum pietruit

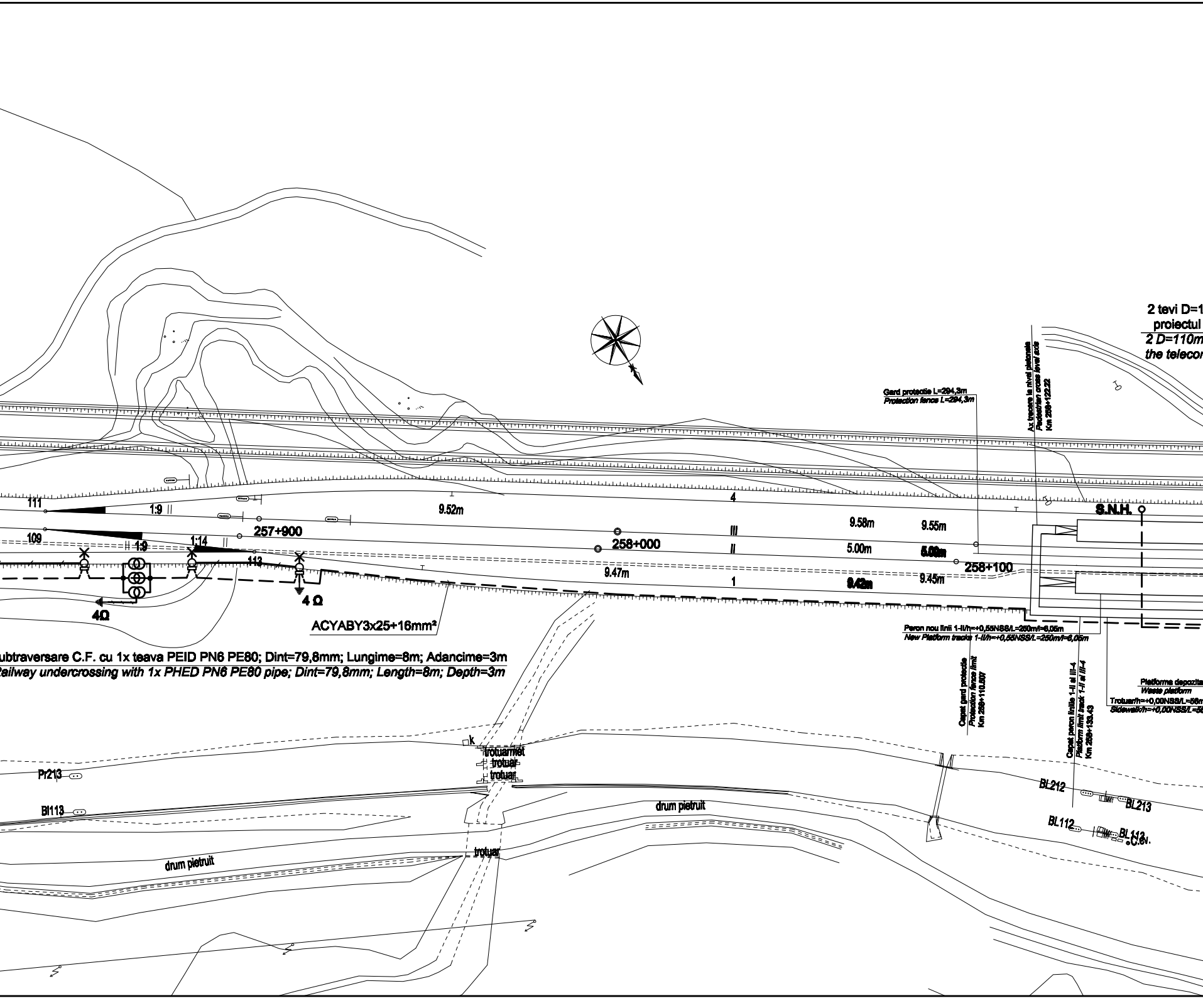
2 tevi D=1
proiectul
2 D=110m
the telecor
Gard protectie L=294,3m
Protection fence L=294,3m
Ax trecere la nivel pietonala
Pedestrian cross level axis
Km 258+122.22
111
1:9
9.52m
4
S.N.H.
109
1:14
257+900
III
9.58m
9.55m
1:9
258+000
II
5.00m
5.00m
113
258+100
9.47m
1
9.42m
9.45m
4Ω
4 Ω
ACYABY3x25+16mm²
Peron nou linii 1-II/h=+0,55NSS/L=250m/l=6,05m
New Platform tracks 1-II/h=+0,55NSS/L=250m/l=6,05m
ubtraversare C.F. cu 1x teava PEID PN6 PE80; Dint=79,8mm; Lungime=8m; Adancime=3m
Railway undercrossing with 1x PHED PN6 PE80 pipe; Dint=79,8mm; Length=8m; Depth=3m
Capat gard protectie
Protection fence limit
Km 258+110.507
Capat peron liniile 1-II si III-4
Platform limit track 1-II si III-4
Km 258+133.43
Platforma depozita
Waste platform
Trotuar/h=+0,00NSS/L=56m
Sidewalk/h=+0,00NSS/L=56
k
trotuar/lot
trotuar
trotuar
Pr213
BI113
drum pietruit
BL212
BL213
BL112
BL113
C.e.v.
drum pietruit
trotuar

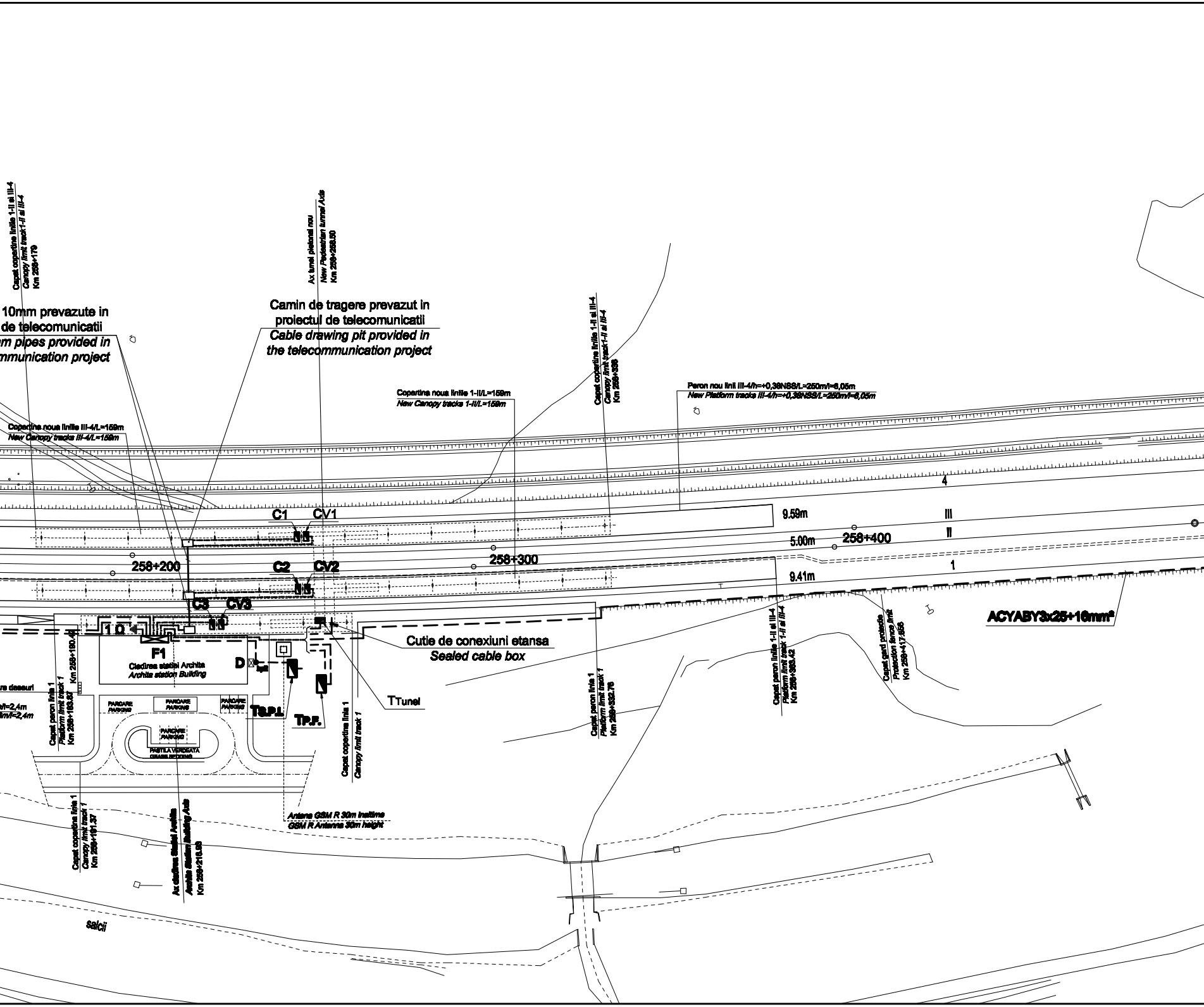
Capat copertina liniile 1-II si III-4
Canopy limit track1-II si III-4
Km 258+179
Ax tunel pietonal nou
New Pedestrian tunnel Axis
Km 258+258.50
10mm prevazute in
de telecomunicatii
m pipes provided in
mmunication project
Camin de tragere prevazut in
proiectul de telecomunicatii
Cable drawing pit provided in
the telecommunication project
Capat copertina liniile 1-II si III-4
Canopy limit track1-II si III-4
Km 258+338
Copertina noua liniile 1-II/L=159m
New Canopy tracks 1-II/L=159m
Peron nou linii III-4/h=+0,38NSS/L=250m/l=6,05m
New Platform tracks III-4/h=+0,38NSS/L=250m/l=6,05m
Copertina noua liniile III-4/L=159m
New Canopy tracks III-4/L=159m
4
C1
CV1
9.59m
III
II
258+400
5.00m
258+200
258+300
C2
CV2
1
9.41m
C3
CV3
1
F1
Cladirea statiei Archita
Archita station Building
D
Cutie de conexiuni etansa
Sealed cable box
ACYABY3x25+16mm²
re deseuri
l/l=2,4m
lim/l=2,4m
Capat peron linia 1
Platform limit track 1
Km 258+183.87
Km 258+180.42
PARCARE
PARKING
PARCARE
PARKING
PARCARE
PARKING
PARCARE
PARKING
PASTILA VERDEATA
GRASS BEDDING
TS.P.I.
TP.F.
TTunel
Capat copertina linia 1
Canopy limit track 1
Capat peron linia 1
Platform limit track 1
Km 258+332.76
Capat peron liniile 1-II si III-4
Platform limit track 1-II si III-4
Km 258+368.42
Capat gard protectie
Protection fence limit
Km 258+417.856
Antena GSM R 30m inaltime
GSM R Antenna 30m height
Capat copertina linia 1
Canopy limit track 1
Km 258+191.37
Ax cladirea Statiei Archita
Archita Station Building Axis
Km 258+216.59
salcii

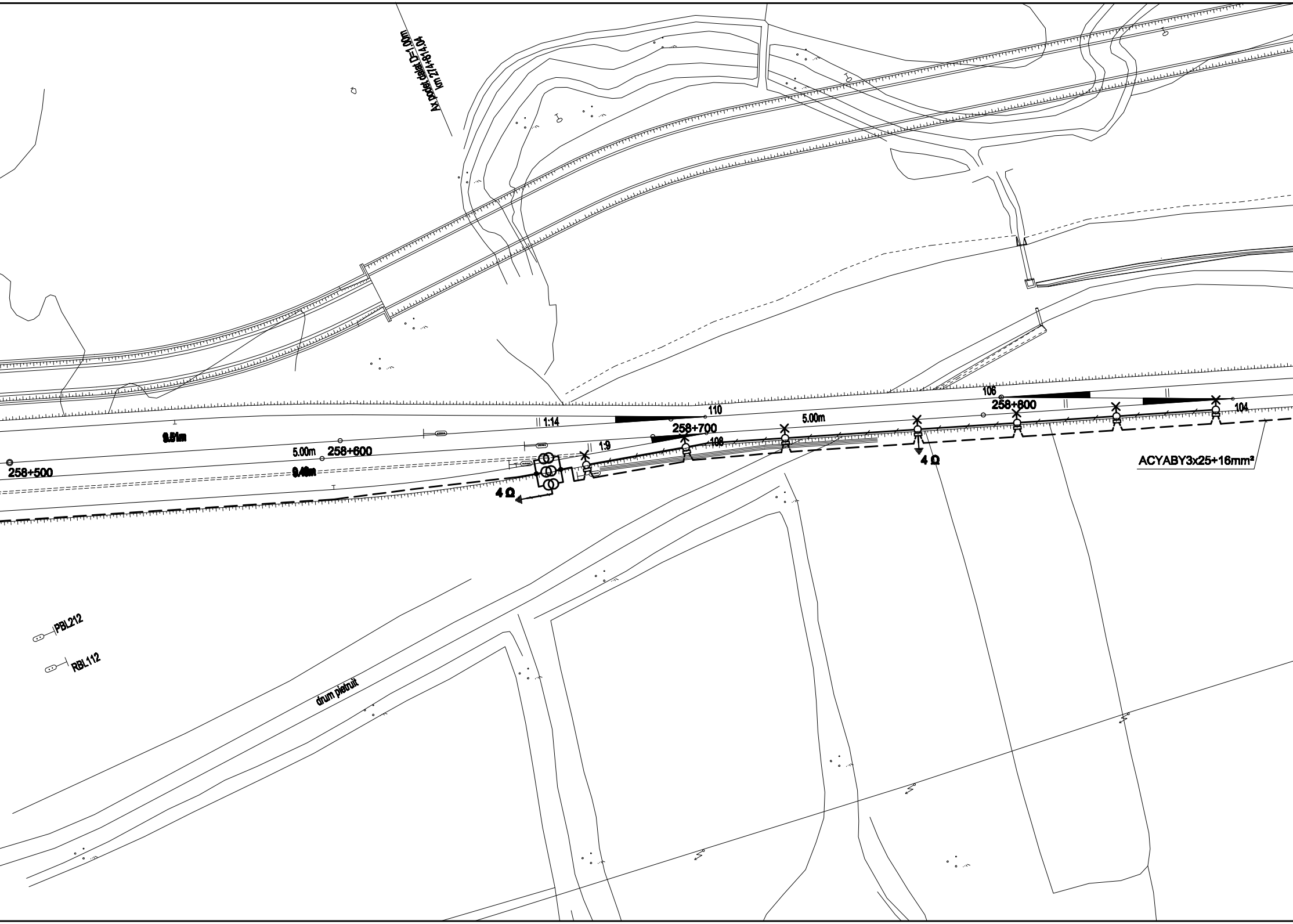
Ax podet dalat D=1.00m
km 274+814.04
106
258+800
104
110
1:14
5.00m
9.51m
258+700
108
5.00m
258+600
1:9
258+500
9.40m
4 Ω
4 Ω
ACYABY3x25+16mm²
PBL212
RBL112
drum pietruit

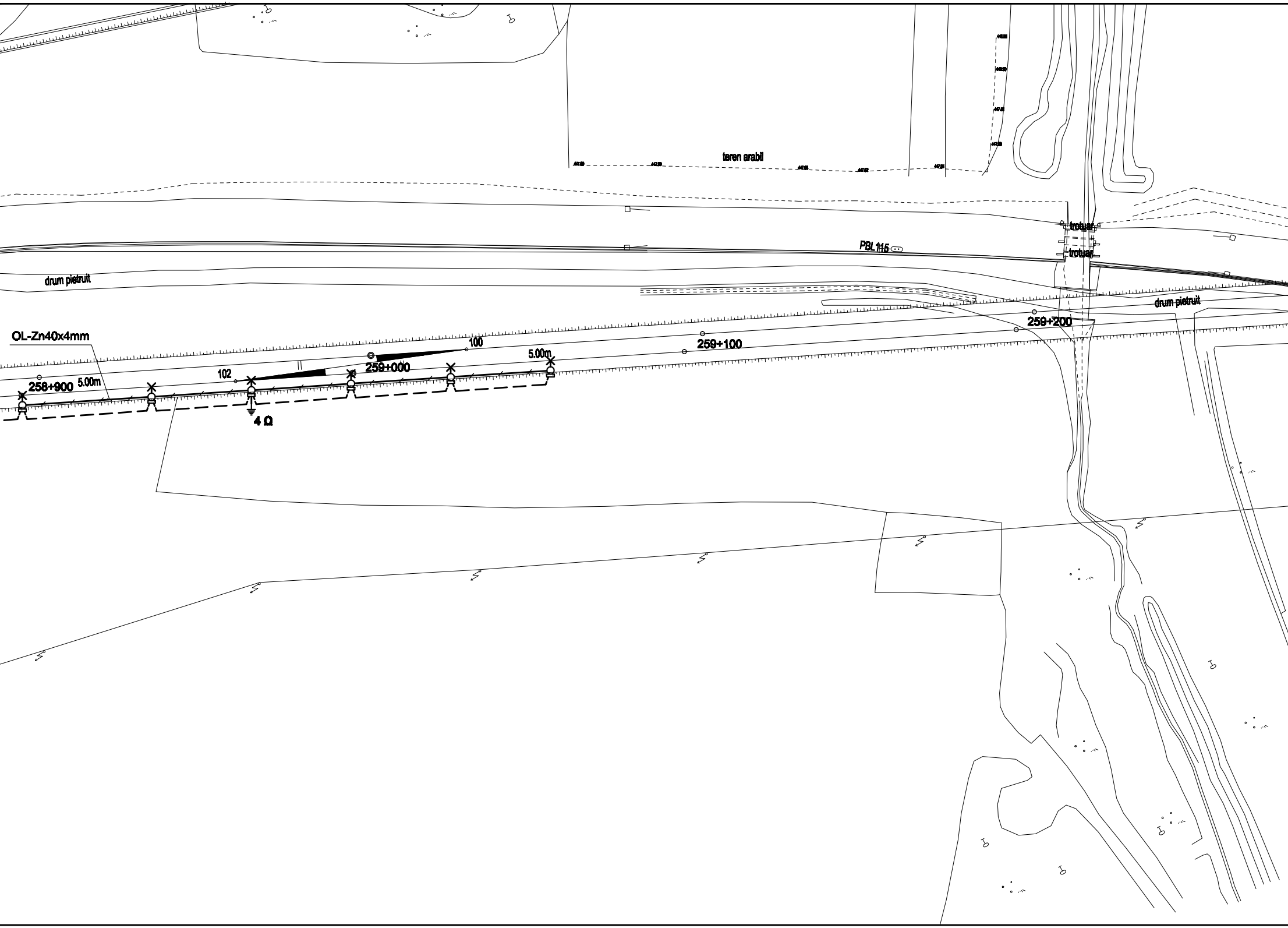
teren arabil
trotuar
trotuar
PBL 115
drum pietruit
drum pietruit
OL-Zn40x4mm
259+200
259+100
100
5.00m
102
259+000
258+900
5.00m
4 Ω

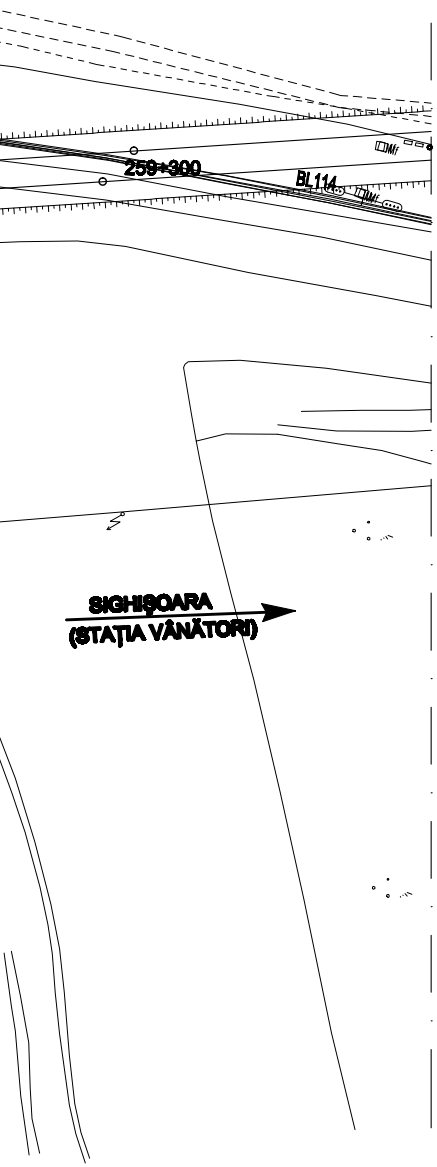
259+300
BL114
SIGHIȘOARA
(STAȚIA VÂNĂTORI)

LEGENDA / *LEGEND:*

— — — — — — —	- **Cabiu de energie montat ingropat in sant pe pat de nisip** ***Power cable buried in trench on sand bed***
—·—·—·—·—·—	- **Traseu grup cabluri** ***Route cable group***
– ═══════ –	- **Subtraversare CF in tub de PEID PN6 PE 80** ***Railway undercrossing in PHED PN6 PE 80 pipe***
⏚	- **Priza de pamint** ***Earth grounding plate***
259+400	- **Linie electrica subterana pentru iluminat exterior cu stalpi de beton (250W)** ***Underground electric line for outdoor lighting with concrete poles (250W)***
	- **Stalp de beton echipat cu corp de iluminat cu lampi cu vapori de mercur 250W, 230V, 50Hz, clasa I, IP54** ***Concrete pole equipped with lighting unit with mercury vapours lamps 250W, 230V, 50Hz, class I, IP54***
×	- **Corp de iluminat echipat cu lampi cu vapori de mercur 250W, 230V, 50Hz, clasa I, IP54** ***Lighting unit eguipped with mercur vapours lampe 250W, 230V, 50Hz, class I, IP54***
⊠	- **Firida cu borne izolate** ***Niche with insulated terminals***
4Ω	- **Cutie cu transformatoare de separatie** ***Booster transformers box***
PEID PN6 PE80 ***PEHD PN6 PE80***	- **Teava de polietilena de inalta densitate** ***High-density polyethylene pipe***
bp2 ●	- **Buton de pornire electropompa pentru stingerea incendiului montat in cutia capsulata pozitionata langa dulapul P.S.I.** ***Button for extinguishing the electric power installed in sealed box placed near the closet PSI***
D ⊠	- **Dulap dotari P.S.I.** ***Closet with Security and Fire Extinction accesories***
S.N.H. ○	- **Separator de namol si hidrocarburi** ***Mud and hydrocarbon separator***
Tp.f. ◪	- **Tablou electric pentru put forat** ***Electric board for drilled well***
Ts.p.i. ◪	- **Tablou electric pentru statie pompare incendiu** ***Electric board for fire pumping station***
◪ **C1, C2, C3**	- **Cutie etansa pentru copertina (alimentata din T.I.E.)** ***Sealed box for canopy (powered supply from TIE)***
◪ **CV1, CV2, CV3**	- **Cutie etansa pentru copertina (alimentata din T.C.V.)** ***Sealed box for canopy (powered supply from TCV)***

NR. *NO.*	DE LA *FROM*
1	Firida F1 *F1 niche*
2	Firida F1 *F1 niche*
3	Firida F1 *F1 niche*
4	Firida F1 *F1 niche*
5	Firida F1 *F1 niche*
6	Firida F1 *F1 niche*
7	Firida F1 *F1 niche*
8	Firida F1 *F1 niche*
9	Firida F1 *F1 niche*
10	Firida F1 *F1 niche*
11	bp2
12	Firida F1 *F1 niche*
13	Firida F1 *F1 niche*
14	Firida F1 *F1 niche*
15	Firida F1 *F1 niche*

JURNAL DE CABLURI
JOURNAL OF CABLES

PANA LA *TO*	SIMBOL CABLU *CABLE SYMBOL*
ILUMINAT CAP X *LIGHTING OF X END*	ACYABY3x25+16mm^2
ILUMINAT CAP Y *LIGHTING OF Y END*	ACYABY3x25+16mm^2
CUTIA C1 *C1 BOX*	CYABY 5x10mm^2 CSYABY14x1.5mm^2
CUTIA C2 *C2 BOX*	CYABY 5x10mm^2 CSYABY14x1.5mm^2
CUTIA C3 *C3 BOX*	CYABY 5x10mm^2 CSYABY14x1.5mm^2
T_{Tunel}	CYABY 5x6mm^2
$T_{P.F.}$	CYABY 5x6mm^2
S.N.H.	CYABY 3x2.5mm^2
$T_{S.P.I.}$	CYABY 5x4mm^2
bp2	CSYABY 3x1.5mm^2
$T_{S.P.I.}$	CSYABY 3x1.5mm^2
CUTIA CV1 *CV1 BOX*	CYABY 5x4mm^2 CSYABY5x1.5mm^2
CUTIA CV2 *CV2 BOX*	CYABY 5x4mm^2 CSYABY5x1.5mm^2
CUTIA CV3 *CV3 BOX*	CYABY 5x4mm^2 CSYABY5x1.5mm^2
ILUMINAT TUNEL PIETONAL *LIGHTING OF PEDESTRIAN TUNNEL*	CYABY 3x2.5mm^2

D					
C					
B					
A					
Indice Index	Data Date	Modificare Modification/Revision	Proiectant Designer	Aprobat Consultant Approved Consultant	Aprobat CFR Approved CFR

GUVERNUL ROMANIEI
ROMANIAN GOVERNMENT

PROIECT FINANȚAT DE UNIUNEA EUROPEANĂ
EUROPEAN UNION FINANCED PROJECT

CLIENT / CLIENT

C.N.C.F. "C.F.R." - S.A.

ITALFERR
GRUPPO FERROVIE DELLO STATO
Joint Venture leader

Scott Wilson

OBERMEYER
PLANEN + BERATEN GmbH

TECNIC
Consulting Engineers

CONSULTANT / CONSULTANT

			Data Date	Semnătură Signature
Aprobat Approved	Şef proiect Project manager	R. Liuzza	12.2011	
Aprobat Approved	Coordonator Secțiune 1 Section 1 Coordinator	C. Gambelli	12.2011	
Verificat Checked	Expert Verificator Checking Expert	G. Fioravanti	12.2011	

SUBCONTRACTANT / SUBCONTRACTOR

AREX COMPANY

Aprobat Approved	Responsabil Subconsultant Subconsultant Responsible	A.Stanciu - Dinulescu	12.2011	
Întocmit Elaborated	Proiectant Designer	D. Matei	12.2011	

Reabilitarea liniei de cale ferata Braşov - Simeria, parte componentă a coridorului IV Pan European, pentru circulația trenurilor cu viteza maximă de 160 km/h, **Tronsonul : Braşov - Sighişoara**

Rehabilitation of the railway line Braşov - Simeria, component Part of the IV Pan-European Corridor, for the trains circulation with maximum speed of 160 km/h, **Section : Braşov - Sighişoara**

Proiect/Project
2004/RO/16/P/PA/003

Faza / Phase:
P.Th. / T.D.

Denumire desen / Drawing Title :

Rețele electrice exterioare - Sta ția Archita;
Archita station - Outdoor electric networks

Codificare / Codification System	Scara / Scale 1:1000	LOT / LOT	Nr. / No 01 / 01

E A 5 1 | 0 1 | C | 1 5 | L 7 | I E | 0 0 | 7 | 1 | 0 2 6 | 1

A3(297x2821)