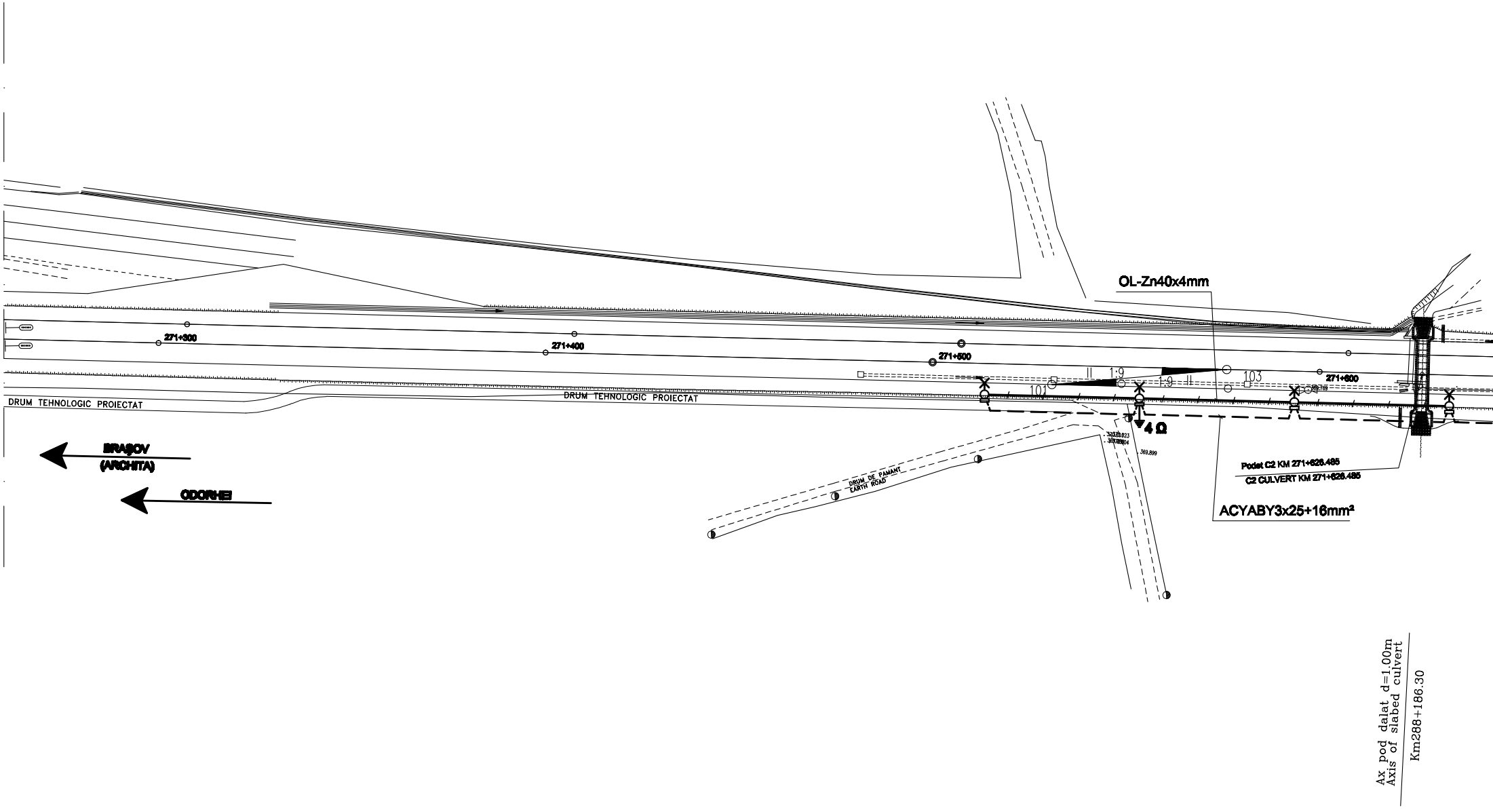
OL-Zn40x4mm
271+300
271+400
271+500
271+600
1:9
1:9
101
103
DRUM TEHNOLOGIC PROIECTAT
DRUM TEHNOLOGIC PROIECTAT
BRAȘOV
(ARCHITA)
ODORHEI
DRUM DE PAMANT
EARTH ROAD
4 Ω
369.899
Podet C2 KM 271+626.485
C2 CULVERT KM 271+626.485
ACYABY3x25+16mm²
Ax pod dalat d=1.00m
Axis of slabed culvert
Km288+186.30

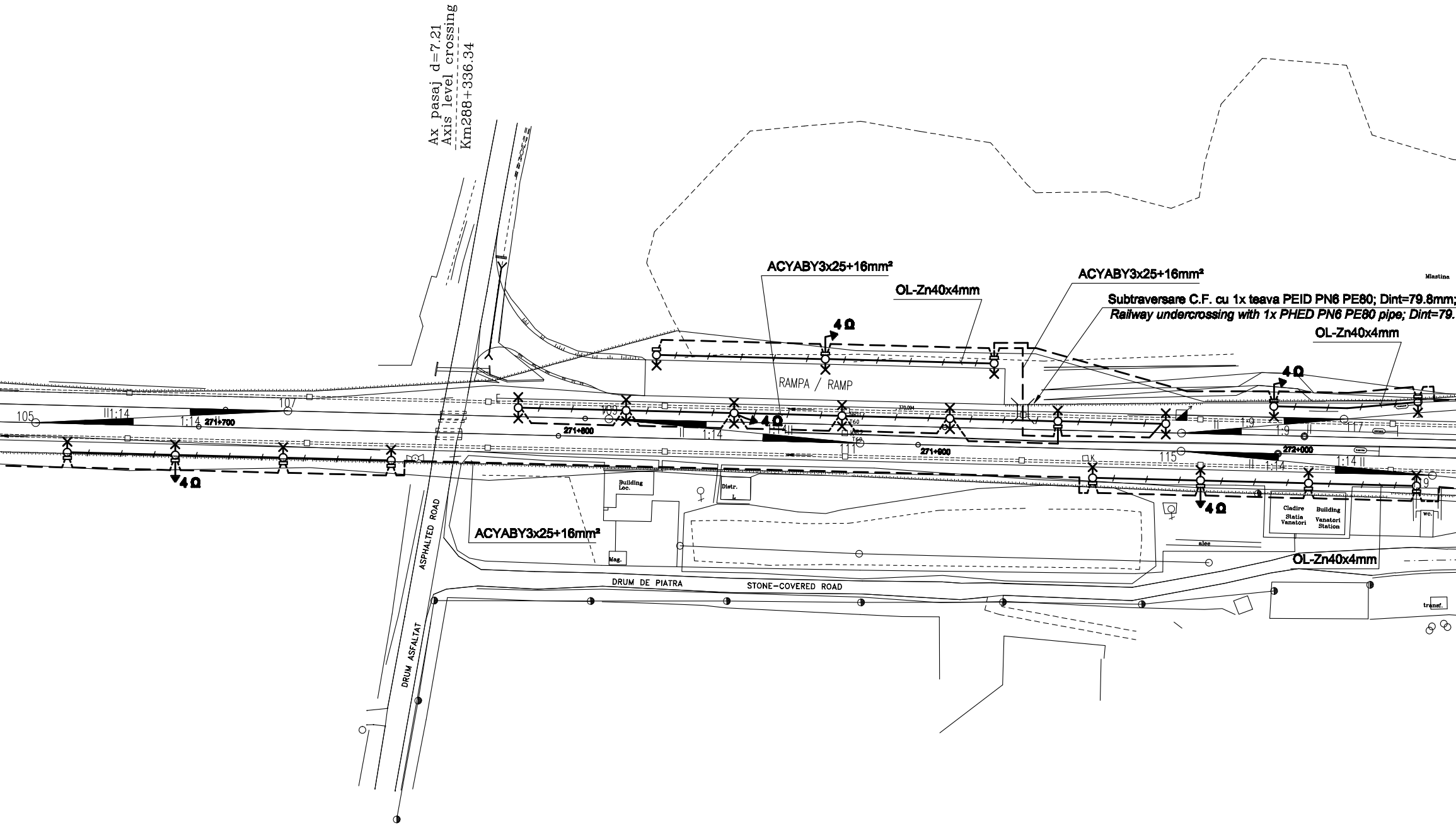

Ax pasaj d=7.21
Axis level crossing
Km288+336.34
ACYABY3x25+16mm²
OL-Zn40x4mm
ACYABY3x25+16mm²
Subtraversare C.F. cu 1x teava PEID PN6 PE80; Dint=79.8mm;
Railway undercrossing with 1x PHED PN6 PE80 pipe; Dint=79.
OL-Zn40x4mm
Mlastina
4 Ω
4 Ω
4 Ω
4 Ω
4 Ω
RAMPA / RAMP
105
107
109
111
115
1:14
1:14
1:14
1:14
1:9
1:9
1:14
271+700
271+800
271+900
272+000
Building Loc.
Distr.
Mag.
Cladire Statia Vanatori
Building Vanatori Station
wc.
alee
ACYABY3x25+16mm²
OL-Zn40x4mm
DRUM DE PIATRA
STONE-COVERED ROAD
ASPHALTED ROAD
DRUM ASFALTAT
transf.

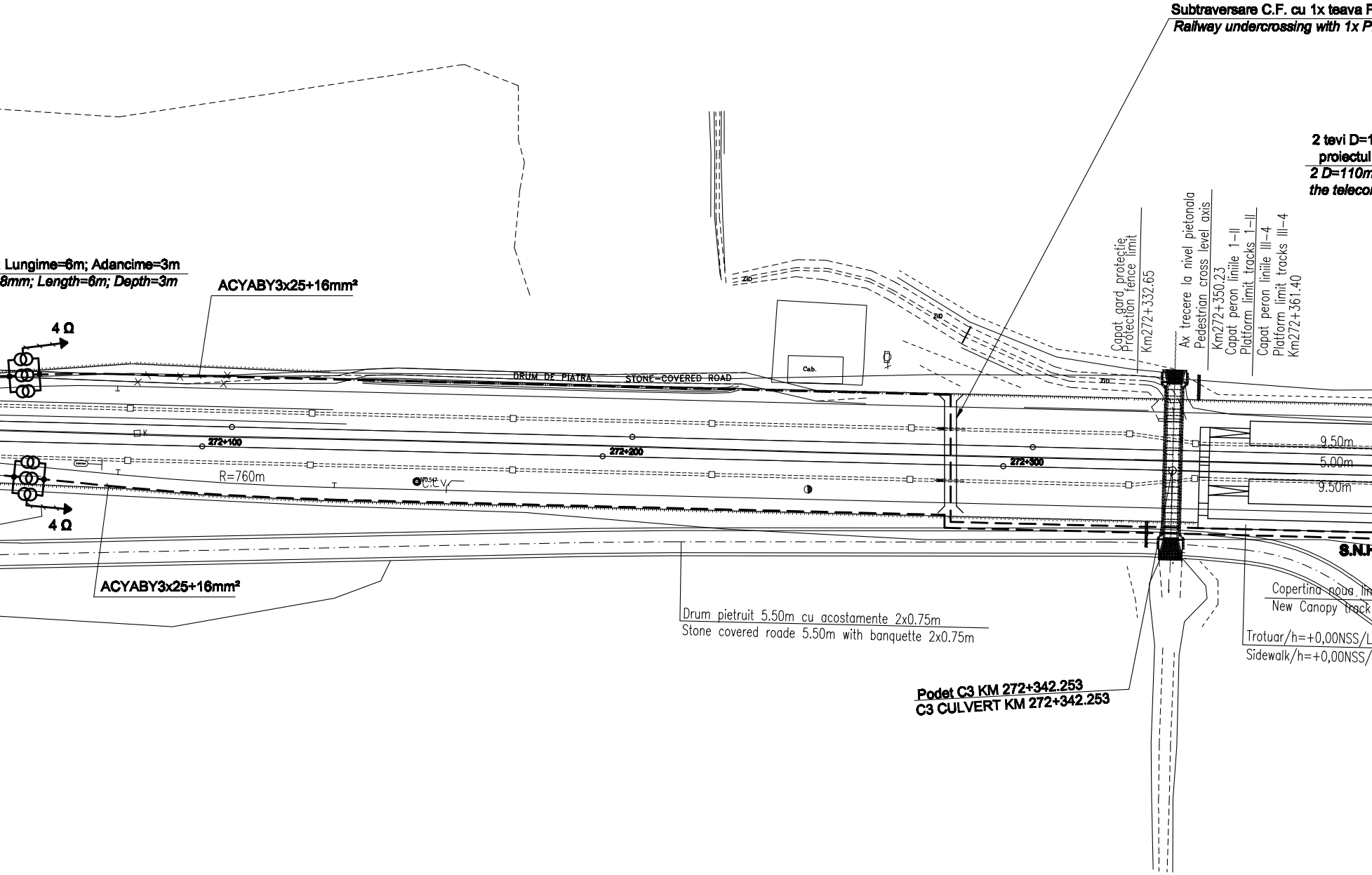
Subtraversare C.F. cu 1x teava P
Railway undercrossing with 1x P
2 tevi D=1
proiectul
2 D=110m
the telecor
Lungime=6m; Adancime=3m
8mm; Length=6m; Depth=3m
ACYABY3x25+16mm²
4 Ω
4 Ω
ACYABY3x25+16mm²
ZID
ZID
ZID
Cab.
DRUM DE PIATRA
STONE-COVERED ROAD
Capat gard protectie
Protection fence limit
Km272+332.65
Ax trecere la nivel pietonala
Pedestrian cross level axis
Km272+350.23
Capat peron liniile 1–II
Platform limit tracks 1–II
Capat peron liniile III–4
Platform limit tracks III–4
Km272+361.40
K
272+100
272+200
272+300
R=760m
C.L.V.
9.50m
5.00m
9.50m
S.N.
Copertina noua lin
New Canopy track
Trotuar/h=+0,00NSS/L
Sidewalk/h=+0,00NSS/
Drum pietruit 5.50m cu acostamente 2x0.75m
Stone covered roade 5.50m with banquette 2x0.75m
Podet C3 KM 272+342.253
C3 CULVERT KM 272+342.253

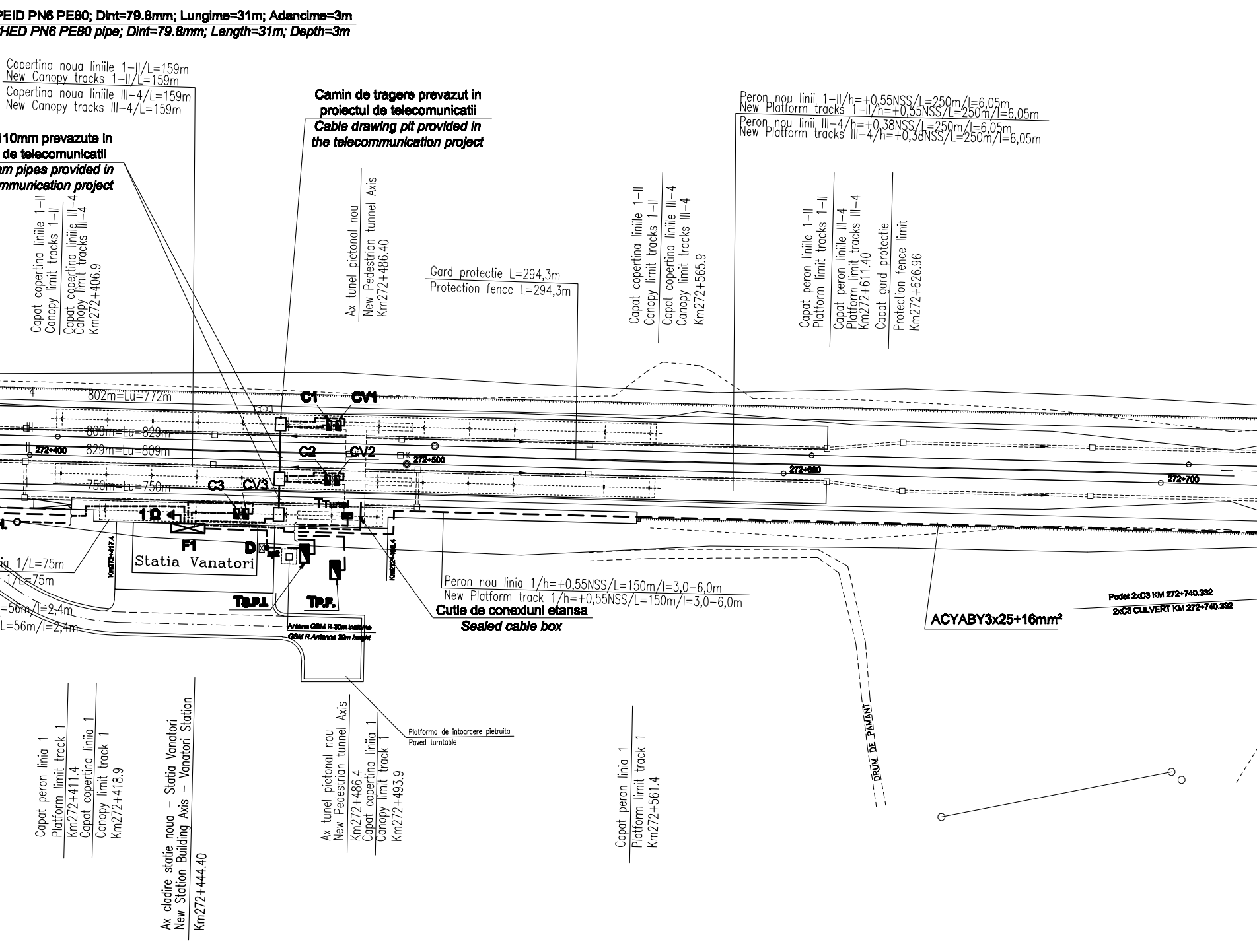
PEID PN6 PE80; Dint=79.8mm; Lungime=31m; Adancime=3m
HED PN6 PE80 pipe; Dint=79.8mm; Length=31m; Depth=3m
Copertina noua liniile 1–II/L=159m
New Canopy tracks 1–II/L=159m
Copertina noua liniile III–4/L=159m
New Canopy tracks III–4/L=159m
110mm prevazute in
de telecomunicatii
m pipes provided in
mmunication project
Camin de tragere prevazut in
proiectul de telecomunicatii
Cable drawing pit provided in
the telecommunication project
Peron nou linii 1–II/h=+0,55NSS/L=250m/l=6,05m
New Platform tracks 1–II/h=+0,55NSS/L=250m/l=6,05m
Peron nou linii III–4/h=+0,38NSS/L=250m/l=6,05m
New Platform tracks III–4/h=+0,38NSS/L=250m/l=6,05m
Capat copertina liniile 1–II
Canopy limit tracks 1–II
Capat copertina liniile III–4
Canopy limit tracks III–4
Km272+406.9
Ax tunel pietonal nou
New Pedestrian tunnel Axis
Km272+486.40
Gard protectie L=294,3m
Protection fence L=294,3m
Capat copertina liniile 1–II
Canopy limit tracks 1–II
Capat copertina liniile III–4
Canopy limit tracks III–4
Km272+565.9
Capat peron liniile 1–II
Platform limit tracks 1–II
Capat peron liniile III–4
Platform limit tracks III–4
Km272+611.40
Capat gard protectie
Protection fence limit
Km272+626.96
4
802m=Lu=772m
809m=Lu=829m
829m=Lu=809m
750m=Lu=750m
272+400
272+500
272+600
272+700
C1
CV1
C2
CV2
C3
CV3
1 Ω
TTunel
F1
D
Statia Vanatori
Km272+417.4
Km272+485.4
TSPT
TPF.
H.
ia 1/L=75m
1/L=75m
=56m/l=2,4m
L=56m/l=2,4m
Antena GSM R 30m inaltime
GSM R Antenna 30m height
Peron nou linia 1/h=+0,55NSS/L=150m/l=3,0–6,0m
New Platform track 1/h=+0,55NSS/L=150m/l=3,0–6,0m
Cutie de conexiuni etansa
Sealed cable box
ACYABY3x25+16mm²
Podet 2xC3 KM 272+740.332
2xC3 CULVERT KM 272+740.332
DRUM DE PAMANT
Platforma de intoarcere pietruita
Paved turntable
Capat peron linia 1
Platform limit track 1
Km272+411.4
Capat copertina liniia 1
Canopy limit track 1
Km272+418.9
Ax cladire statie noua – Statia Vanatori
New Station Building Axis – Vanatori Station
Km272+444.40
Ax tunel pietonal nou
New Pedestrian tunnel Axis
Km272+486.4
Capat copertina liniia 1
Canopy limit track 1
Km272+493.9
Capat peron linia 1
Platform limit track 1
Km272+561.4

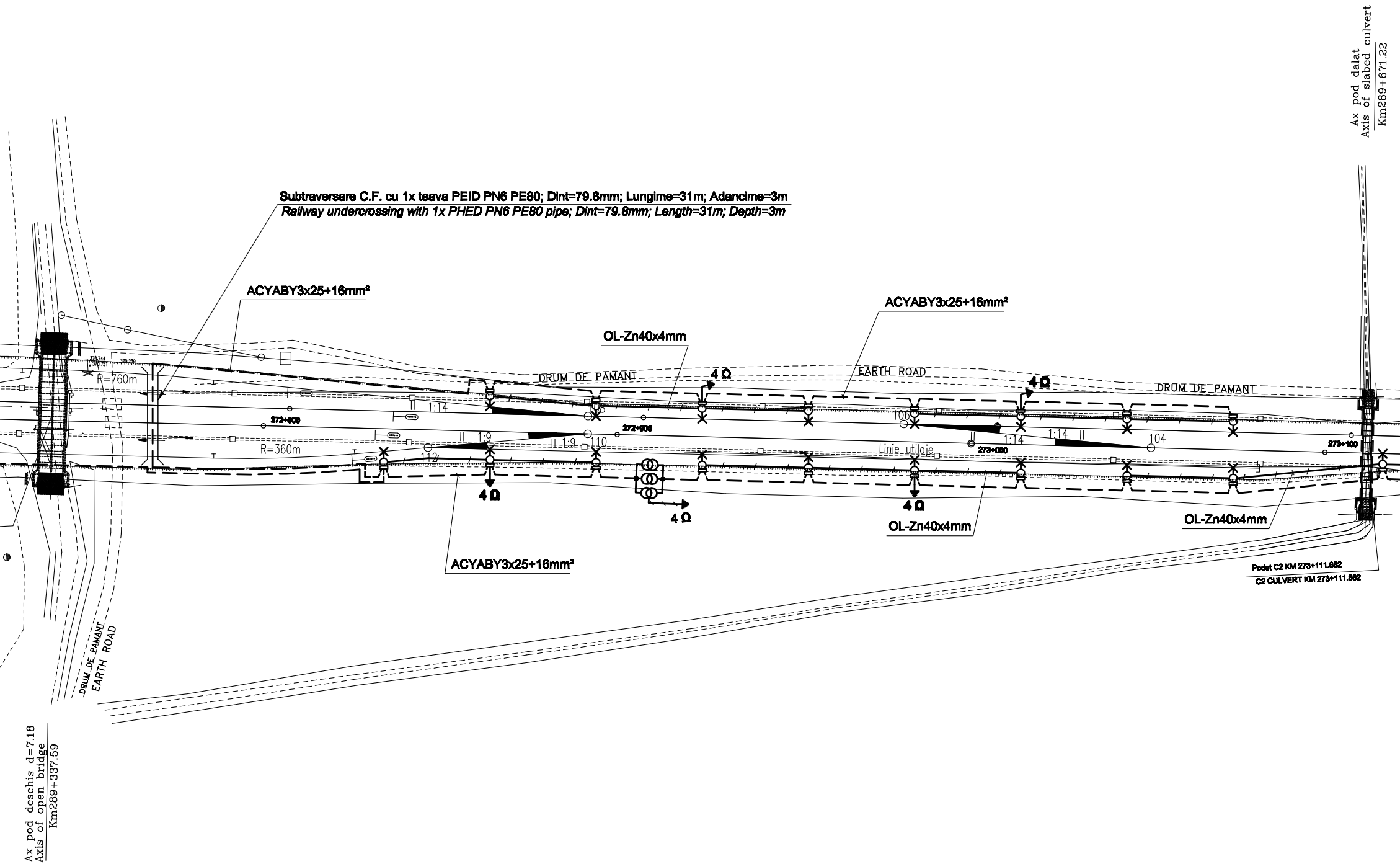
Subtraversare C.F. cu 1x teava PEID PN6 PE80; Dint=79.8mm; Lungime=31m; Adancime=3m
Railway undercrossing with 1x PHED PN6 PE80 pipe; Dint=79.8mm; Length=31m; Depth=3m
ACYABY3x25+16mm²
ACYABY3x25+16mm²
ACYABY3x25+16mm²
OL-Zn40x4mm
OL-Zn40x4mm
OL-Zn40x4mm
4 Ω
4 Ω
4 Ω
4 Ω
4 Ω
DRUM DE PAMANT
EARTH ROAD
DRUM DE PAMANT
370.744
370.751
370.239
R=760m
R=360m
1:14
1:9
1:9
1:14
1:14
272+800
272+900
273+000
273+100
110
112
106
104
Linie utilaje
Podet C2 KM 273+111.882
C2 CULVERT KM 273+111.882
DRUM DE PAMANT
EARTH ROAD
Ax pod deschis d=7.18
Axis of open bridge
Km289+337.59
Ax pod dalat
Axis of slabed culvert
Km289+671.22

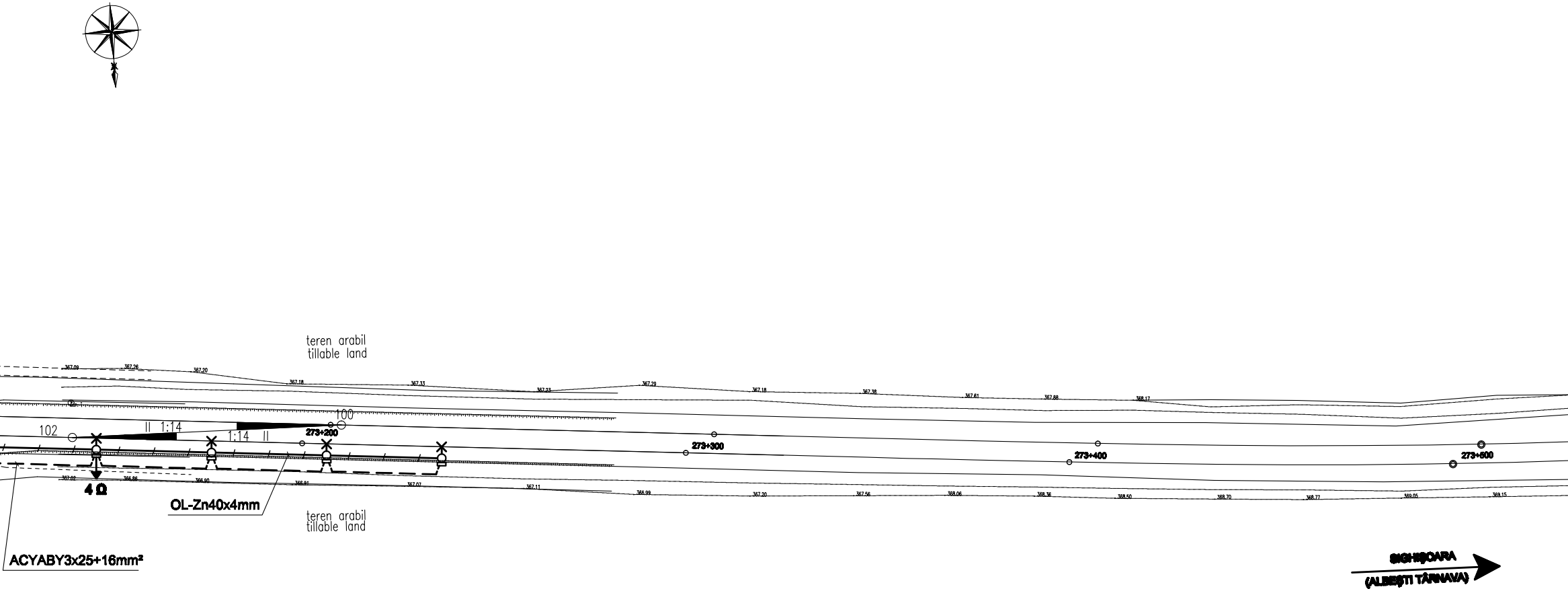
teren arabil
tillable land
367.09
367.26
367.20
367.18
367.33
367.23
367.29
367.18
367.38
367.61
367.88
368.17
100
102
II 1:14
1:14 II
273+200
273+300
273+400
273+500
4 Ω
367.02
366.86
366.90
366.91
367.07
367.11
366.99
367.20
367.56
368.06
368.36
368.50
368.70
368.77
369.05
369.15
OL-Zn40x4mm
teren arabil
tillable land
ACYABY3x25+16mm²
SIGHIŞOARA
(ALBEŞTI TÂRNAVA)

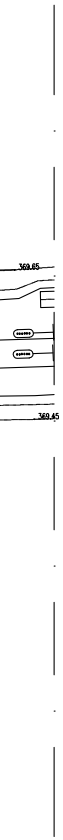
369.65
369.45

LEGENDA / *LEGEND:*

— — — — — —	- Cablu de energie montat ingropat in sant pe pat de nisip *Power cable buried in trench on sand bed*
—·—·—·—·—·—	- Traseu grup cabluri *Route cable group*
═	- Subtraversare CF in tub de PEID PN6 PE 80 *Railway undercrossing in PHED PN6 PE 80 pipe*
↓	- Priza de pamint *Earth grounding plate*
	- Linie electrica subterana pentru iluminat exterior cu stalpi de beton (250W) *Underground electric line for outdoor lighting with concrete poles (250W)*
	- Stalp de beton echipat cu corp de iluminat cu lampi cu vapori de mercur 250W, 230V, 50Hz, clasaI, IP54 *Concrete pole equipped with lighting unit with mercury vapours lamps 250W, 230V, 50Hz, class I, IP54*
×	- Corp de iluminat echipat cu lampi cu vapori de mercur 250W, 230V, 50Hz, clasa,I P54 *Lighting unit eguipped with mercur vapours lamps 250W, 230V, 50Hz, class I, IP54*
⊠	- Firida cu borne izolate *Niche with insulated terminals*
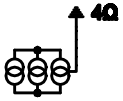 4Ω	- Cutie cu transformatoare de separatie *Booster transformers box*
PEID PN6 PE80 *PEHD PN6 PE80*	- Teava de polietilena de inalta densitate *High-density polyethylene pipe*
● bp2	- Buton de pornire electropompa pentru stingerea incendiului montat in cutia capsulata pozitionata langa dulapul P.S.I. *Button for extinguishing the electric power installed in sealed box placed near the closet PSI*
⊠ D	- Dulap dotari P.S.I. *Closet with Security and Fire Extinction accesories*
S.N.H. ○	- Separator de namol si hidrocarburi *Mud and hydrocarbon separator*
$T_{P.F.}$ ◪	- Tablou electric pentru put forat *Electric board for drilled well*
$T_{S.P.I.}$ ◪	- Tablou electric pentru statie pompare incendiu *Electric board for fire pumping station*
◪ C1, C2, C3	- Cutie etansa pentru copertina (alimentata din T.I.E.) *Sealed box for canopy (powered supply from TIE)*
◪ CV1, CV2, CV3	- Cutie etansa pentru copertina (alimentata din T.C.V.) *Sealed box for canopy (powered supply from TCV)*

JURNAL DE CABLURI
JOURNAL OF CABLES

NR. *NO.*	DE LA *FROM*	PANA LA *TO*	
1	Firida F1 *F1 niche*	ILUMINAT CAP X *LIGHTING OF X END*	
2	Firida F1 *F1 niche*	ILUMINAT CAP X *LIGHTING OF X END*	
3	Firida F1 *F1 niche*	ILUMINAT CAP Y *LIGHTING OF Y END*	
4	Firida F1 *F1 niche*	CUTIA C1 *C1 BOX*	
5	Firida F1 *F1 niche*	CUTIA C2 *C2 BOX*	
6	Firida F1 *F1 niche*	CUTIA C3 *C3 BOX*	
7	Firida F1 *F1 niche*	T_{Tunel}	
8	Firida F1 *F1 niche*	$T_{P.F.}$	
9	Firida F1 *F1 niche*	S.N.H.	
10	Firida F1 *F1 niche*	$T_{S.P.I.}$	
11	Firida F1 *F1 niche*	bp2	
12	bp2	$T_{S.P.I.}$	
13	Firida F1 *F1 niche*	CUTIA CV1 *CV1 BOX*	
14	Firida F1 *F1 niche*	CUTIA CV2 *CV2 BOX*	
15	Firida F1 *F1 niche*	CUTIA CV3 *CV3 BOX*	
16	Firida F1 *F1 niche*	ILUMINAT TUNEL PIETONAL *LIGHTING OF PEDESTRIAN TUNNEL*	

SIMBOL CABLU *CABLE SYMBOL*
ACYABY3x25+16mm^2
ACYABY3x25+16mm^2
ACYABY3x25+16mm^2
CYABY 5x10mm^2 CSYABY14x1.5mm^2
CYABY 5x10mm^2 CSYABY14x1.5mm^2
CYABY 5x10mm^2 CSYABY14x1.5mm^2
CYABY 5x6mm^2
CYABY 5x4mm^2
CYABY 3x2.5mm^2
CYABY 5x4mm^2
CSYABY 3x1.5mm^2
CSYABY 3x1.5mm^2
CYABY 5x4mm^2 CSYABY5x1.5mm^2
CYABY 5x4mm^2 CSYABY5x1.5mm^2
CYABY 5x4mm^2 CSYABY5x1.5mm^2
CYABY 3x2.5mm^2

D					
C					
B					
A					
Indice Index	Data Date	Modificare Modification/Revision	Proiectant Designer	Aprobat Consultant Approved Consultant	Aprobat CFR Approved CFR

GUVERNUL ROMANIEI
ROMANIAN GOVERNMENT

PROIECT FINANŢAT DE UNIUNEA EUROPEANĂ
EUROPEAN UNION FINANCED PROJECT

CLIENT / CLIENT

C.N.C.F. "C.F.R." - S.A.

ITALFERR
GRUPPO FERROVIE DELLO STATO
Joint Venture leader

Scott Wilson

OBERMEYER
PLANEN + BERATEN GmbH

TECNIC
Consulting Engineers

CONSULTANT / CONSULTANT

			Data Date	Semnătură Signature
Aprobat Approved	Şef proiect Project manager	R. Liuzza	12.2011	
Aprobat Approved	Coordonator Secţiune 1 Section 1 Coordinator	C. Gambelli	12.2011	
Verificat Checked	Expert Verificator Checking Expert	G. Fioravanti	12.2011	

SUBCONTRACTANT / SUBCONTRACTOR

AREX COMPANY

Aprobat Approved	Responsabil Subconsultant Subconsultant Responsible	A.Stanciu - Dinulescu	12.2011	
Întocmit Elaborated	Proiectant Designer	D. Matei	12.2011	

Reabilitarea liniei de cale ferata Braşov - Simeria, parte componentă a coridorului IV Pan European, pentru circulaţia trenurilor cu viteza maximă de 160 km/h, **Tronsonul : Braşov - Sighişoara**

Rehabilitation of the railway line Braşov - Simeria, component Part of the IV Pan-European Corridor, for the trains circulation with maximum speed of 160 km/h, **Section : Braşov - Sighişoara**

Proiect/Project
2004/RO/16/P/PA/003

Faza / Phase:
P.Th. / T.D.

Denumire desen / Drawing Title :

Reţele electrice exterioare - Staţia Vânători;
Vanatori station - Outdoor electric networks

Codificare / Codification System	Scara / Scale 1:1000	LOT / LOT	Nr. / No 01 / 01

E A 5 1 | 0 1 | C | 1 7 | L 7 | I E | 0 0 | 8 | 1 | 0 2 6 | 1

A3(297x2970)