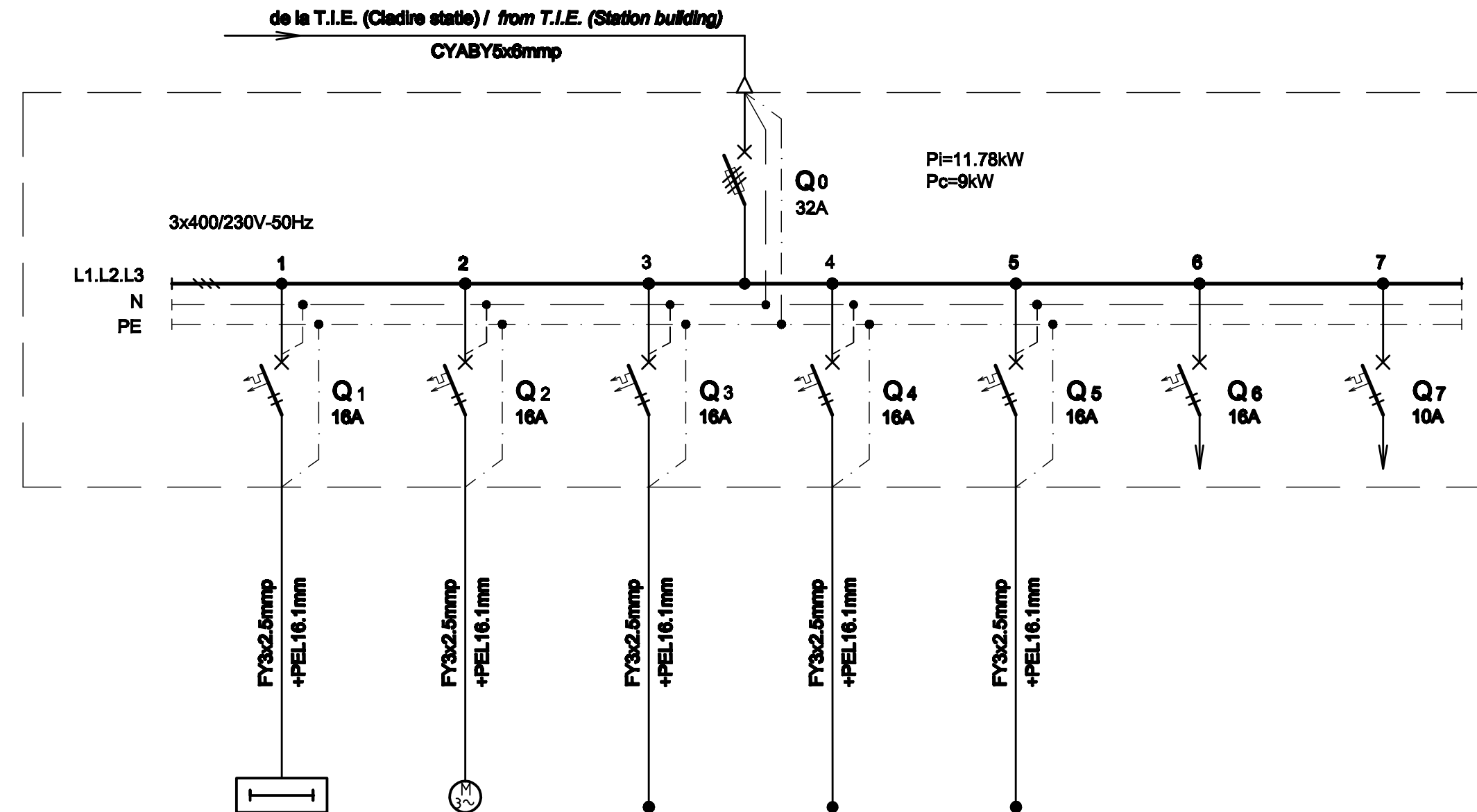


TABLOU ELECTRIC TUNEL PIETONAL T<sub>Tunel</sub> - SCHEMA MONOFILARA  
T<sub>Tunel</sub> PEDESTRIAN TUNNEL ELECTRIC BOARD - SINGLE-WIRE DIAGRAM

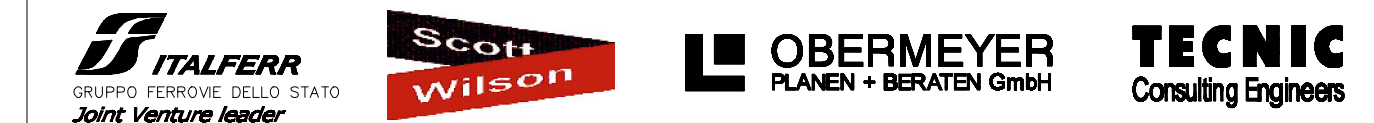



Nr. circuit Circuit number	1	2	3	4	5	6	7
PI [kW]	1.4	1.38	2	2	2	2	1
Destinatia Destination	PICTOGRAME PICTOGRAMS 7Buc. / Pieces	POMPA APE UZATE WASTE WATER PUMP 1Buc. / Piece	PLATFORMA MOBILA PENTRU PERSONE CU HANDICAP MOBILE PLATFORM FOR DISABLED PEOPLE 1Buc. / Piece	PLATFORMA MOBILA PENTRU PERSONE CU HANDICAP MOBILE PLATFORM FOR DISABLED PEOPLE 1Buc. / Piece	PLATFORMA MOBILA PENTRU PERSONE CU HANDICAP MOBILE PLATFORM FOR DISABLED PEOPLE 1Buc. / Piece	REZERVA MONOFAZATA SINGLE-PHASE RESERVE	REZERVA MONOFAZATA SINGLE-PHASE RESERVE

TABLOU ELECTRIC TUNEL PIETONAL T<sub>Tunel</sub> - SPECIFICATIE DE APARATAJ  
T<sub>Tunel</sub> PEDESTRIAN TUNNEL ELECTRIC BOARD - EQUIPMENT SPECIFICATION

Nr. No.	Symbol	Denumirea aparatului Equipment denomination	Caracteristici tehnice Technical data	Buc. Pos.	Observatii Remarks
0	1	2	3	4	5
1	Q0	Separator de sarcina tripolar cu fuzibil / Three-poles switch-disconnector with fusible	In=32A Un=400V Uimp=8kV f=50Hz Icm=2.2kA	1	
2	Q1	Intreruptor automat bipolar, curba B Two-poles circuit breaker, curve B	In=16A Un=230V Icu=8kA f=50Hz	1	
3	Q2,...,Q6	Intreruptor automat bipolar, curba C Two-poles circuit breaker, curve C	In=16A Un=230V Icu=8kA f=50Hz	5	
4	Q7	Intreruptor automat bipolar, curba B Two-poles circuit breaker, curve B	In=10A Un=230V Icu=8kA f=50Hz	1	
5	-	Cutie / Box	IP54, Clasa I / Class I	1	

Indice Index	Data Date	Modificare Modification/Revision	Proiectant Designer	Aprobat Consultant Approved Consultant	Aprobat CFR Approved CFR
D					
C					
B					
A					



CONSULTANT / CONSULTANT			Data Date	Semnătură Signature
Aprobat Approved	Șef proiect Project manager	R. Liuzza	12.2011	
Aprobat Approved	Coordonator Secțiune 1 Section 1 Coordinator	C. Gambelli	12.2011	
Verificat Checked	Expert Verificator Checking Expert	G. Fioravanti	12.2011	

SUBCONTRACTANT / SUBCONTRACTOR			Data Date	Semnătură Signature
Aprobat Approved	Responsabil Subconsultant Subconsultant Responsible	A. Stanciu - Dinulescu	12.2011	
Intocmit Elaborated	Proiectant Designer	D. Matei	12.2011	

Reabilitarea liniei de cale ferată Brașov - Simeria, parte componentă a coridorului IV Pan European, pentru circulația trenurilor cu viteză maximă de 160 km/h,  
Tronsonul : Brașov - Sighișoara  
Rehabilitation of the railway line Brașov - Simeria, component Part of the IV Pan-European Corridor, for the trains circulation with maximum speed of 160 km/h,  
Section : Brașov - Sighișoara

Project/Project  
2004/RO/16/P/PA/003  
Faza / Phase:  
D.E. / E.D.

Denumire desen / Drawing Title :  
**Tablou electric Tunel pietonal T<sub>Tunel</sub> - Stația Vânători;  
Vanatori station - T<sub>Tunel</sub> pedestrian tunnel electric board**

Codificare / Codification System	Scara / Scale	LOT / LOT	Nr. / No 01 / 01
E A 5 1 0 1 E 1 7 B X I E 0 0 3 1 0 4 6 1			