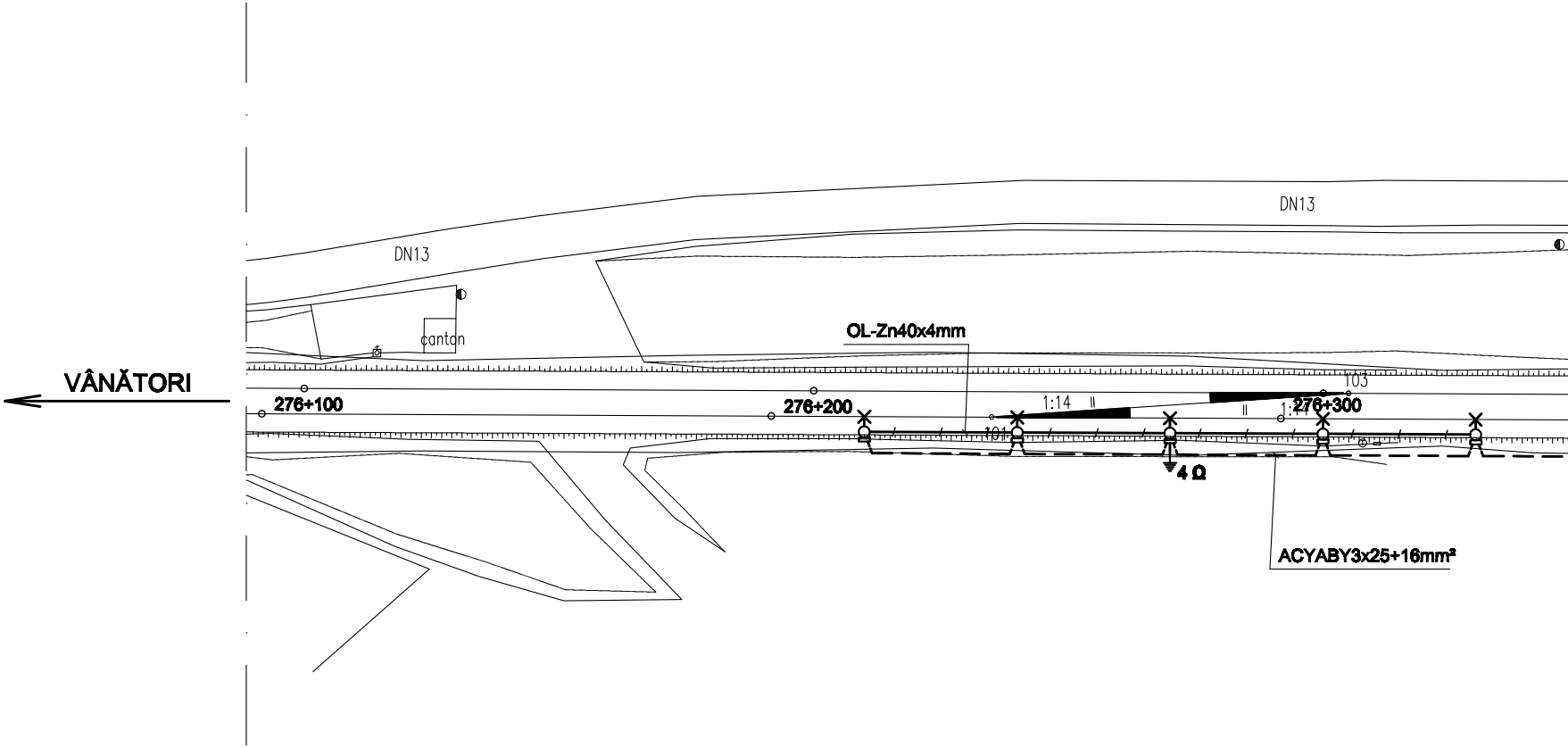
DN13
DN13
cantan
OL-Zn40x4mm
VÂNĂTORI
276+100
276+200
103
1:14
1:1
276+300
101
4 Ω
ACYABY3x25+16mm²

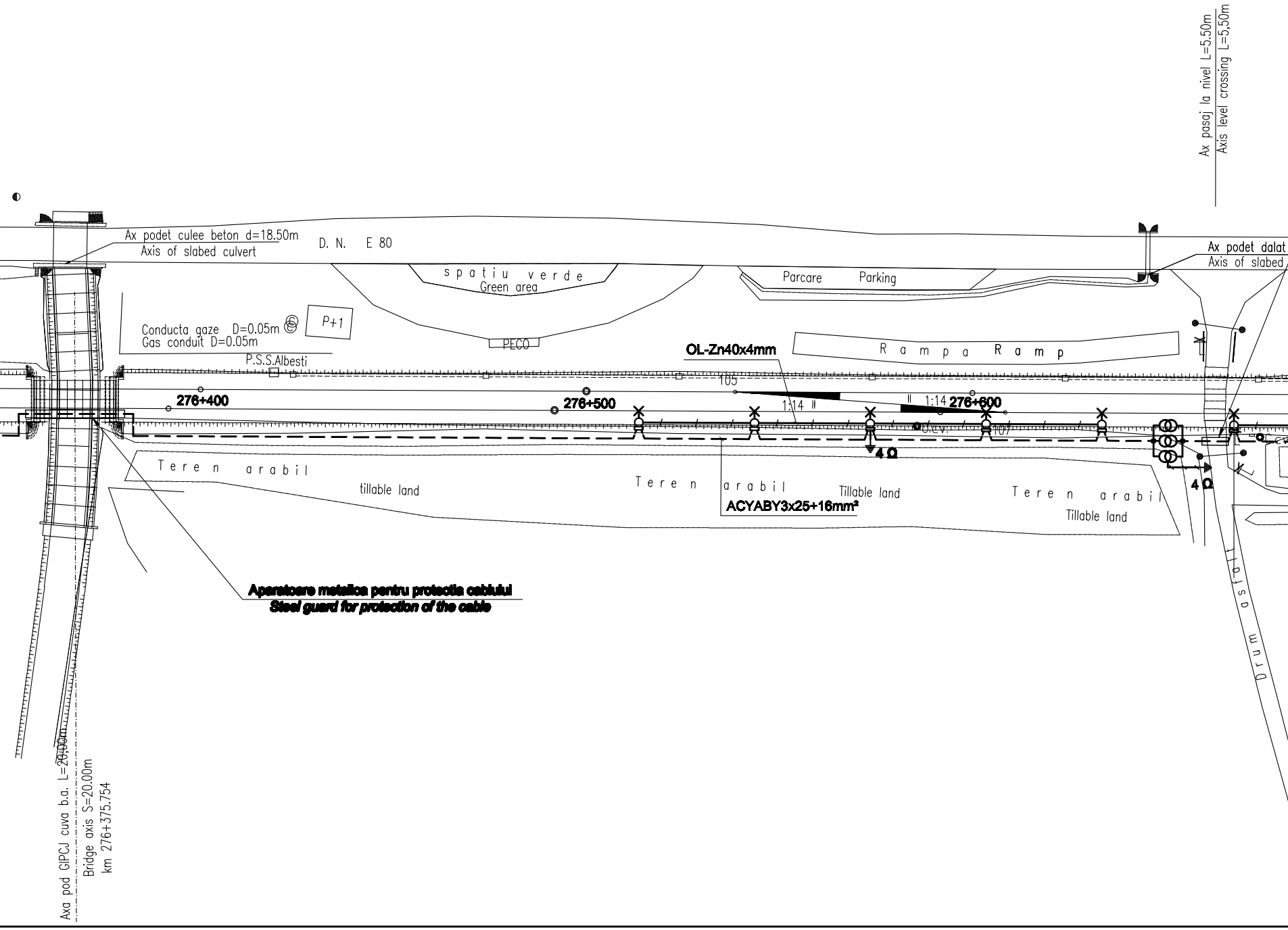
Ax pasaj la nivel L=5.50m
Axis level crossing L=5,50m
Ax podet culee beton d=18.50m
Axis of slabed culvert
D. N. E 80
spatiu verde
Green area
Parcare Parking
Ax podet dalat
Axis of slabed
Conducta gaze D=0.05m
Gas conduit D=0.05m
P+1
PECO
P.S.S.Albesti
OL-Zn40x4mm
Rampa Ramp
105
276+400
276+500
1:14
1:14
276+600
4 Ω
4 Ω
Teren arabil
tillable land
Teren arabil
Tillable land
ACYABY3x25+16mm²
Teren arabil
Tillable land
Drum asfalt
Aparatoare metalica pentru protectia cablului
Steel guard for protection of the cable
Axa pod GIPCJ cuva b.a. L=20,00m
Bridge axis S=20.00m
km 276+375.754

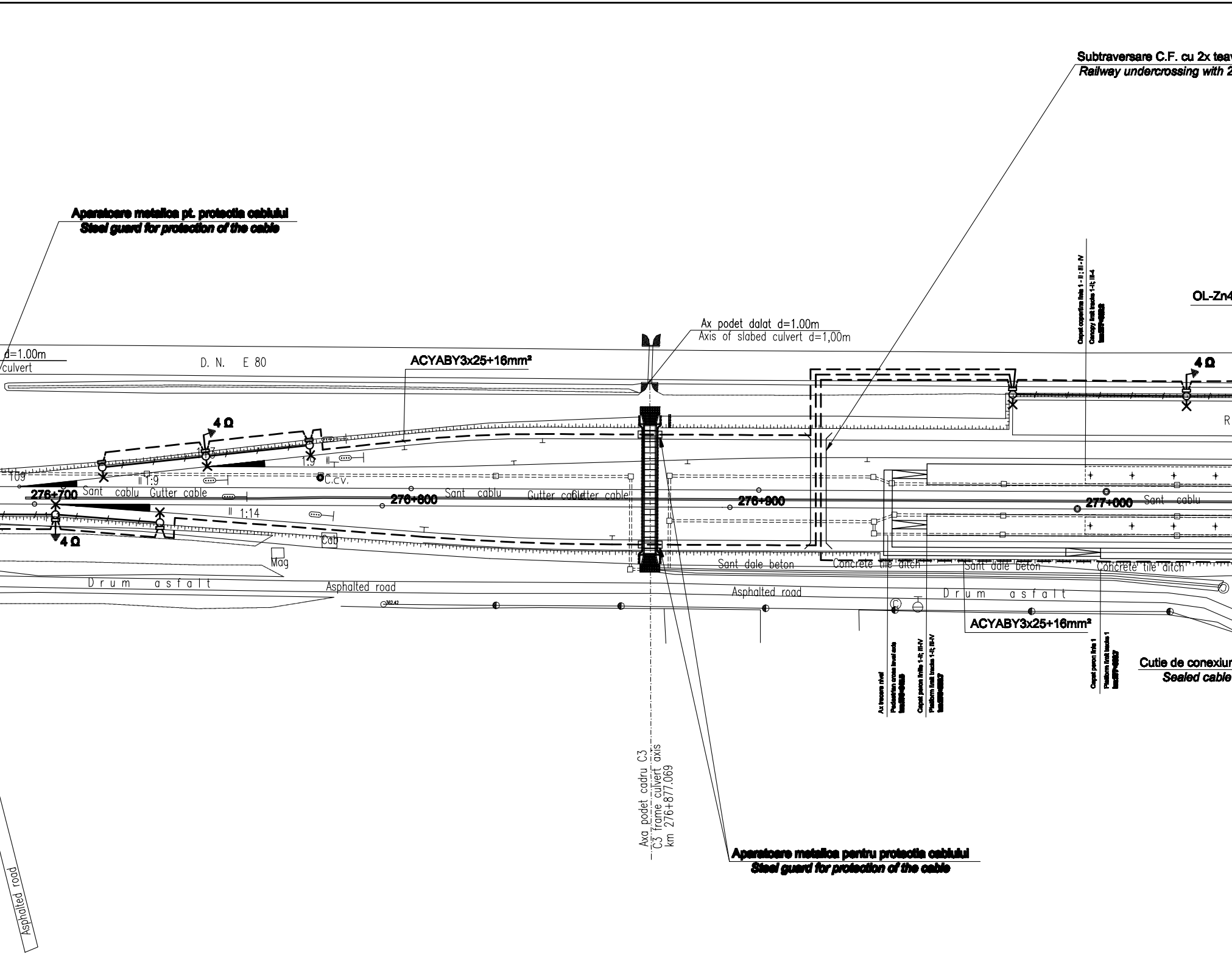
Aparatoare metalica pt. protectia cablului
Steel guard for protection of the cable
d=1.00m
culvert
D. N. E 80
ACYABY3x25+16mm²
Ax podet dalat d=1.00m
Axis of slabed culvert d=1,00m
Subtraversare C.F. cu 2x teav
Railway undercrossing with 2
OL-Zn4
4 Ω
4 Ω
4 Ω
109
1:9
1:9
1:14
C.cv.
276+700
Sant cablu Gutter cable
276+800
Sant cablu
Gutter cable
Gutter cable
276+900
277+000
Sant cablu
R
Cab
Mag
Drum asfalt
Asphalted road
Sant dale beton
Concrete tile ditch
Sant dale beton
Concrete tile ditch
Asphalted road
Drum asfalt
ACYABY3x25+16mm²
Capat copertina linia 1 - II ; III - IV
Canopy limit tracks 1-II; III-4
Ax trecere nivel
Pedestrian cross level axis
Capat peron linia 1-II; III-V
Platform limit tracks 1-II; III-V
Capat peron linia 1
Platform limit tracks 1
Cutie de conexiur
Sealed cable
Axa podet cadru C3
C3 frame culvert axis
km 276+877.069
Aparatoare metalica pentru protectia cablului
Steel guard for protection of the cable
Asphalted road

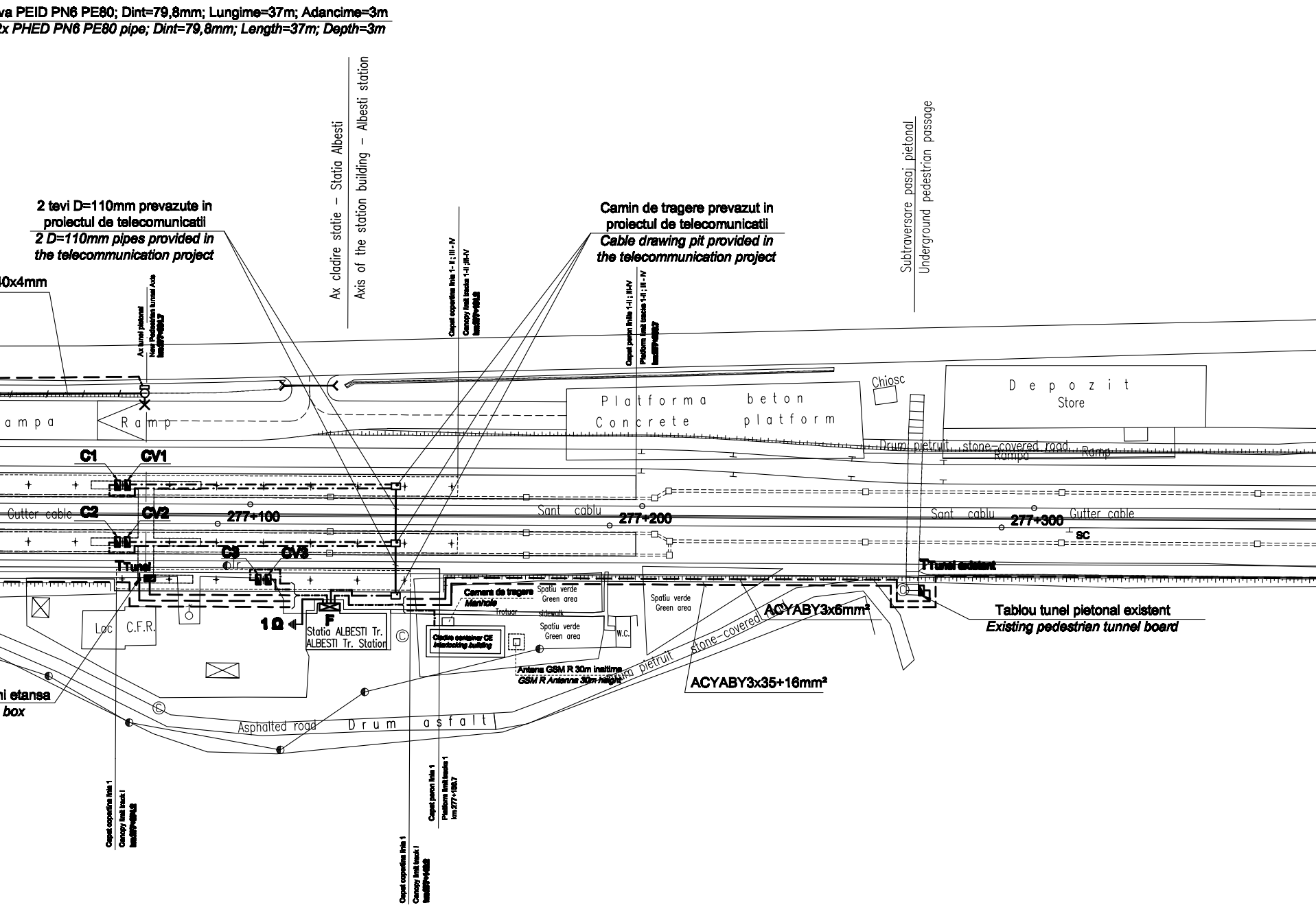
va PEID PN6 PE80; Dint=79,8mm; Lungime=37m; Adancime=3m
2x PHED PN6 PE80 pipe; Dint=79,8mm; Length=37m; Depth=3m
2 tevi D=110mm prevazute in proiectul de telecomunicatii
2 D=110mm pipes provided in the telecommunication project
Ax cladire statie – Statia Albesti
Axis of the station building – Albesti station
Camin de tragere prevazut in proiectul de telecomunicatii
Cable drawing pit provided in the telecommunication project
Subtraversare pasaj pietonal
Underground pedestrian passage
40x4mm
Ax tunel pietonal
New Pedestrian tunnel Axis
Capat copertina linia 1- II ; III - IV
Canopy limit tracks 1-II ;III-IV
Capat peron linile 1-II ; III-IV
Platform limit tracks 1-II ; III - IV
Chiosc
D e p o z i t
Store
P l a t f o r m a b e t o n
C o n c r e t e p l a t f o r m
Rampa
Ramp
Drum pietruit stone-covered road
Rampa
Ramp
C1
CV1
Gutter cable
C2
CV2
277+100
Sant cablu
277+200
Sant cablu
277+300
Gutter cable
SC
C3
CV3
Tunel
Tunel existent
Tablou tunel pietonal existent
Existing pedestrian tunnel board
ACYABY3x6mm²
ACYABY3x35+16mm²
Camera de tragere
Manhole
Spatiu verde
Green area
Trotuar
sidewalk
Spatiu verde
Green area
Spatiu verde
Green area
W.C.
Cladire container CE
Interlocking building
Antena GSM R 30m inaltime
GSM R Antenna 30m height
Loc C.F.R.
1 Ω
F
Statia ALBESTI Tr.
ALBESTI Tr. Station
Drum pietruit stone-covered
Asphalted road
D r u m a s f a l t
ni etansa
box
Capat copertina linia 1
Canopy limit track I
Capat peron linia 1
Platform limit tracks 1
km 277+158,7
Capat copertina linia 1
Canopy limit track I

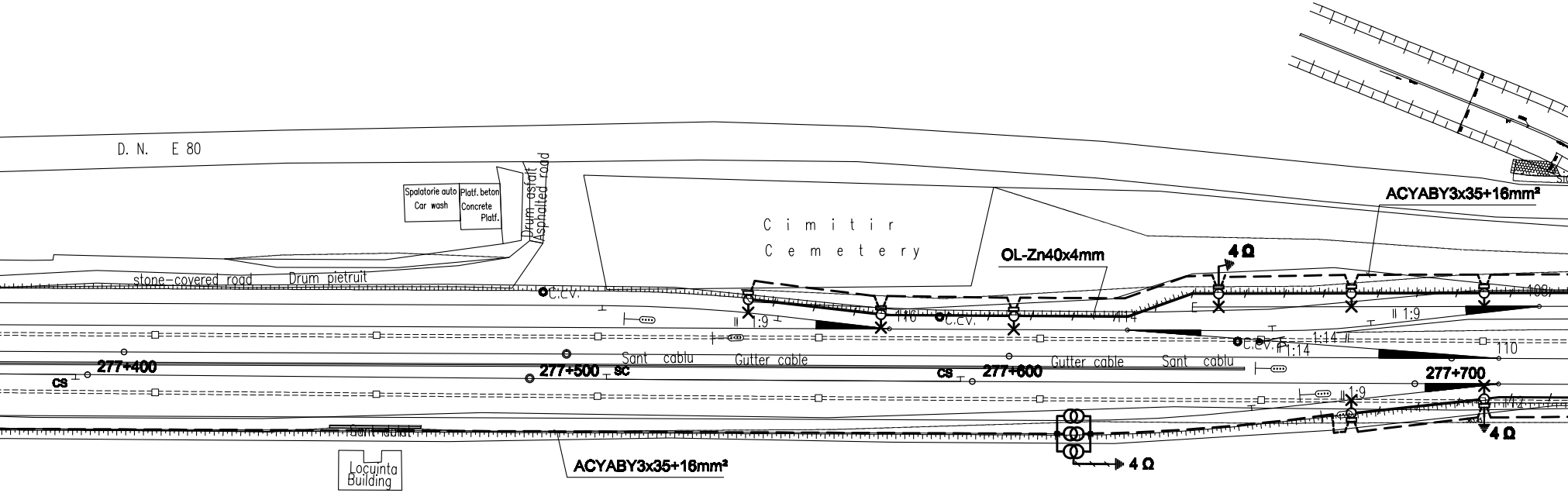
D. N. E 80
Spalatorie auto
Car wash
Platf. beton
Concrete
Platf.
Drum asfalt
Asphalted road
Cimitir
Cemetery
stone-covered road
Drum pietruit
C.CV.
OL-Zn40x4mm
4 Ω
ACYABY3x35+16mm²
1:9
1:6
1:14
1:9
1:14
110
108
Sant cablu
Gutter cable
Gutter cable
Sant cablu
CS
277+400
277+500
SC
CS
277+600
277+700
1:9
4 Ω
Sant idulat
Locuinta
Building
ACYABY3x35+16mm²
4 Ω

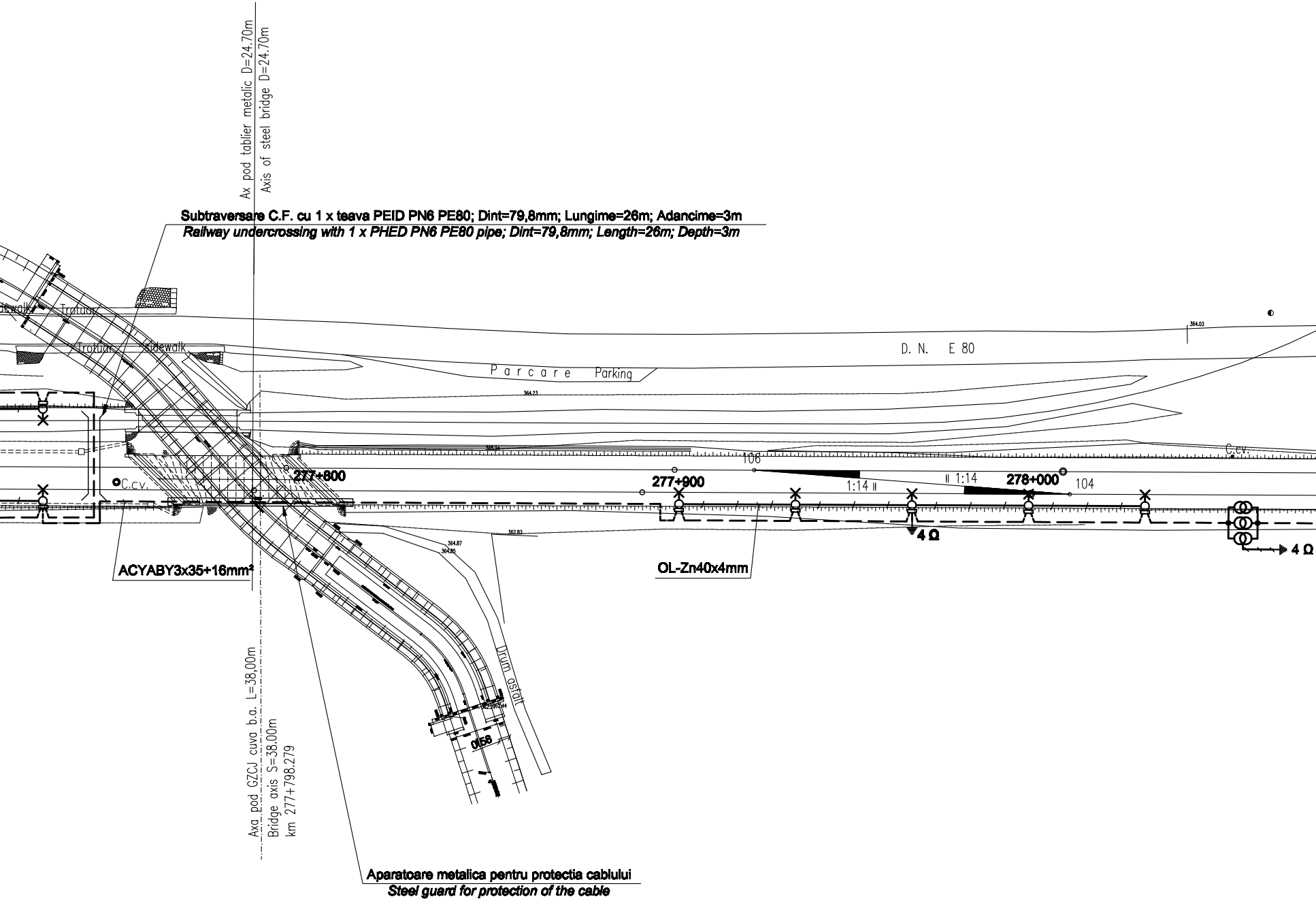
Ax pod tablier metalic D=24.70m
Axis of steel bridge D=24.70m
Subtraversare C.F. cu 1 x teava PEID PN6 PE80; Dint=79,8mm; Lungime=26m; Adancime=3m
Railway undercrossing with 1 x PHED PN6 PE80 pipe; Dint=79,8mm; Length=26m; Depth=3m
Sidewalk
Trotuar
Trotuar
Sidewalk
D. N. E 80
Parcare Parking
364.03
364.23
365.24
C.cv.
C.cv.
106
277+800
277+900
1:14
1:14
278+000
104
4 Ω
4 Ω
364.87
364.85
362.83
ACYABY3x35+16mm²
OL-Zn40x4mm
Drum asfalt
d58
Axa pod GZCJ cuva b.a. L=38,00m
Bridge axis S=38.00m
km 277+798.279
Aparatoare metalica pentru protectia cablului
Steel guard for protection of the cable

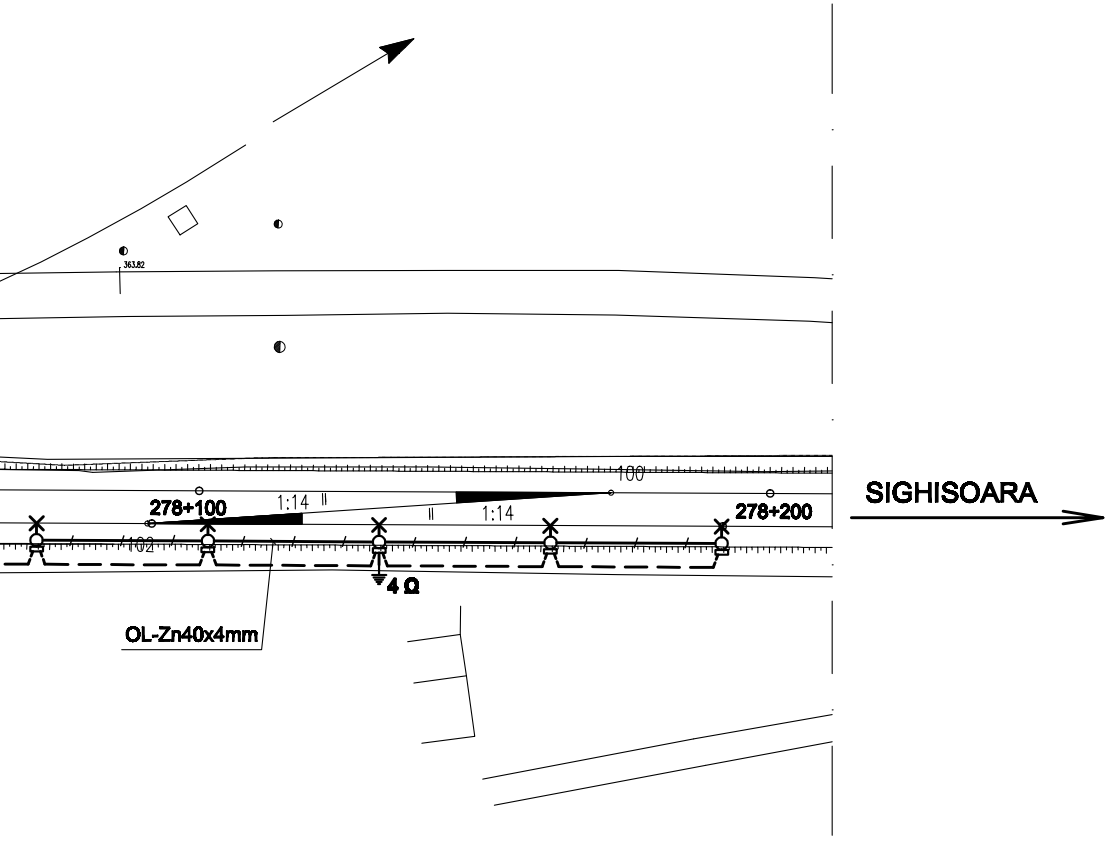
363.82
100
278+100
1:14
1:14
278+200
102
4 Ω
OL-Zn40x4mm
SIGHISOARA

LEGENDA / *LEGEND:*

– – – – – – –	**- Cablu de energie montat ingropat in sant pe pat de nisip** ***Power cable buried in trench on sand bed***
–·–·–·–·–·–	**- Traseu grup cabluri** ***Route cable group***
	- Subtraversare CF in tub de PEID PN6 PE 80 ***Railway undercrossing in PHED PN6 PE 80 pipe***
⏚	**- Priza de pamint** ***Earth grounding plate***
	- Linie electrica subterana pentru iluminat exterior cu stalpi de beton (250W) ***Underground electric line for outdoor lighting with concrete poles (250W)***
	- Stalp de beton echipat cu corp de iluminat cu lampi cu vapori de mercur 250W, 230V, 50Hz, clas ***Concrete pole equipped with lighting unit with mercury vapours lamps 250W, 230V, 50Hz, class I,***
×	**- Corp de iluminat echipat cu lampi cu vapori de mercur 250W, 230V, 50Hz, clasal,I P54** ***Lighting unit eguipped with mercur vapours lamps 250W, 230V, 50Hz, class I, IP54***
	- Firida cu borne izolate ***Niche with insulated terminals***
4Ω	**- Cutie cu transformatoare de separatie** ***Booster transformers box***
PEID PN6 PE80 ***PEHD PN6 PE80***	**- Teava de polietilena de inalta densitate** ***High-density polyethylene pipe***
◪ **C1, C2, C3**	**- Cutie etansa pentru copertina (alimentata din T.I.E.)** ***Sealed box for canopy (powered supply from TIE)***
◪ **CV1, CV2, CV3**	**- Cutie etansa pentru copertina (alimentata din T.C.V.)** ***Sealed box for canopy (powered supply from TCV)***
◪	**- Tabou electric /** ***Electric board***

l, IP54
IP54

JURNAL DE CABLURI
JOURNAL OF CABLES

NR. *NO.*	DE LA *FROM*	PANA LA *TO*	SIMBOL CABLU *CABLE SYMBOL*
1	Firida F *F niche*	ILUMINAT CAP X *LIGHTING OF X END*	ACYABY3x25+16mm²
2	Firida F *F niche*	ILUMINAT CAP Y *LIGHTING OF Y END*	ACYABY3x35+16mm²
3	Firida F *F niche*	CUTIA C1 *C1 BOX*	CYABY 5x10mm² CSYABY14x1.5mm²
4	Firida F *F niche*	CUTIA C2 *C2 BOX*	CYABY 5x10mm² CSYABY14x1.5mm²
5	Firida F *F niche*	CUTIA C3 *C3 BOX*	CYABY 5x10mm² CSYABY14x1.5mm²
6	Firida F *F niche*	T Tunel	CYABY 5x6mm²
7	Firida F *F niche*	T Tunel existent	ACYABY 3x6mm²
8	Firida F *F niche*	CUTIA CV1 *CV1 BOX*	CYABY 5x4mm² CSYABY5x1.5mm²
9	Firida F *F niche*	CUTIA CV2 *CV2 BOX*	CYABY 5x4mm² CSYABY5x1.5mm²
10	Firida F *F niche*	CUTIA CV3 *CV3 BOX*	CYABY 5x4mm² CSYABY5x1.5mm²
11	Firida F *F niche*	ILUMINAT TUNEL PIETONAL *LIGHTING OF PEDESTRIAN TUNNEL*	CYABY 3x2.5mm²
12	Firida F *F niche*	CONTAINER GRUP ELECTROGEN *CONTAINER POWER UNIT*	CYABY3x150mm² CYABY3x185+95mm²+CYABY1x95mm² CYABY5x35mm² CYABY3x70+35mm²+CYABY1x35mm² CYABY3x10mm² CYABY3x10mm²

D					
C					
B					
A					
Indice Index	Data Date	Modificare Modification/Revision	Proiectant Designer	Aprobat Consultant Approved Consultant	Aprobat CFR Approved CFR

GUVERNUL ROMANIEI
ROMANIAN GOVERNMENT

PROIECT FINANȚAT DE UNIUNEA EUROPEANĂ
EUROPEAN UNION FINANCED PROJECT

CLIENT / CLIENT

C.N.C.F. "C.F.R." - S.A.

ITALFERR
GRUPPO FERROVIE DELLO STATO
Joint Venture leader

Scott Wilson

OBERMEYER
PLANEN + BERATEN GmbH

TECNIC
Consulting Engineers

CONSULTANT / CONSULTANT

			Data Date	Semnătură Signature
Aprobat Approved	Șef proiect Project manager	R. Liuzza	12.2011	
Aprobat Approved	Coordonator Secțiune 1 Section 1 Coordinator	C. Gambelli	12.2011	
Verificat Checked	Expert Verificator Checking Expert	G. Fioravanti	12.2011	

SUBCONTRACTANT / SUBCONTRACTOR

AREX COMPANY

Aprobat Approved	Responsabil Subconsultant Subconsultant Responsible	A.Stanciu - Dinulescu	12.2011	
Întocmit Elaborated	Proiectant Designer	D. Matei	12.2011	

Reabilitarea liniei de cale ferata Brașov - Simeria, parte componentă a coridorului IV Pan European, pentru circulația trenurilor cu viteza maximă de 160 km/h, **Tronsonul : Brașov - Sighișoara**

Rehabilitation of the railway line Brașov - Simeria, component Part of the IV Pan-European Corridor, for the trains circulation with maximum speed of 160 km/h, **Section : Brașov - Sighișoara**

Proiect/Project
2004/RO/16/P/PA/003

Faza / Phase:
P.Th. / T.D.

Denumire desen / Drawing Title :

Rețele electrice exterioare - Stația Albești Târnava;
Albesti Tarnava station - Outdoor electric networks

Codificare / Codification System	Scara / Scale 1:1000	LOT / LOT	Nr. / No 01 / 01

E A 5 1 | 0 1 | C | 1 9 | L 7 | I E | 0 0 | 9 | 1 | 0 3 2 | 1

A3(297x2940)