PLAN COFRAJ
SHUTTERING PLAN

SECŢIUNE A - A'
SECTION A - A'

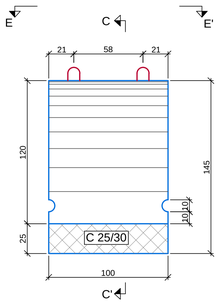

VEDERE B - B'
VIEW B - B'

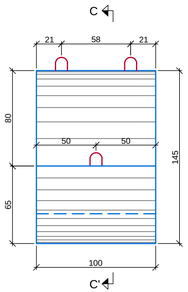

SECŢIUNE C - C'
SECTION C - C'

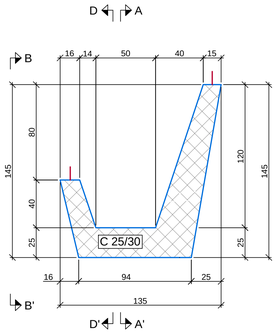

SECŢIUNE D - D'
SECTION D - D'

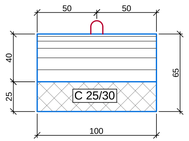

DETALII DE ARMARE
REINFORCING BARS DETAILS

VEDERE E - E'
VIEW E - E'

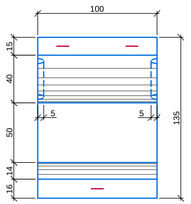

SECŢIUNE F - F'
SECTION F - F'

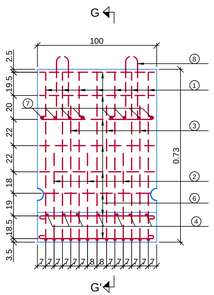

4	4	4	4	4	4	4	4
1	2	1	3	1	2	1	3	1	2	1	3	1

SECŢIUNE G - G'
SECTION G - G'

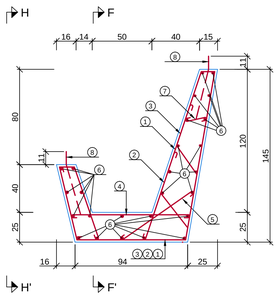

SECŢIUNE H - H'
SECTION H - H'

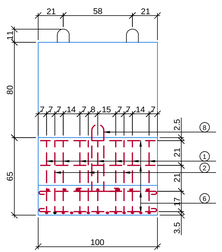

4	4	4	4	4	4	4	4
1	2	1	3	1	2	1	3	1	2	1	3	1

EXTRAS DE ARMATURA PENTRU UN TRONSON DE 1.00 ML
LIST OF THE REINFORCING BARS FOR 1.00 LM SECTION

MARCA TYPE	Ø	BUC. PIECE	L/BUC L/PIECE	L/Ø OB37 Ø 8	L/Ø OB37 Ø 10	L/Ø OB37 Ø 16
1	10	7	5.45	-	38.15	-
2	10	3	2.50	-	7.50	-
3	10	3	2.25	-	6.75	-
4	10	7	1.15	-	8.05	-
5	10	7	0.90	-	6.30	-
6	8	26	1.15	29.90	-	-
7	8	8	0.30	2.40	-	-
8	16	3	1.70	-	-	5.10
TOTAL LUNGIMI / Ø TOTAL LENGTHS / Ø				32.30	66.75	5.10
GREUTATE / Ø / M.L. WEIGHT / Ø / M.L.				0.395	0.617	1.578
TOTAL GREUTATI / Ø TOTAL WEIGHT / Ø				12.76	41.18	8.05
TOTAL GREUTATI TOTAL WEIGHT				62.00 kg		

Beton clasa / concrete class C 25/30 - S3 - P8 - G100 - EN 206-1 - CEM II/A-S 32,5N - 0/16

Armaturi / Reinforcing bars OB 37

Acoperire / Covering: 2.0 cm

Volum beton: 0.62 m^3/tronson de 1.00 ml
Concrete volume: 0.62 m^3/1.00 lm section

Greutate element: 1.61 t/buc
Element weight: 1.61 t/pc

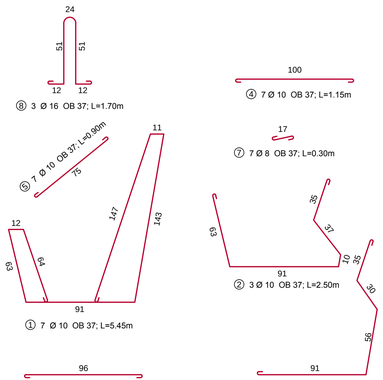

DETALII DE ARMARE CORONAMENT
CROWN REINFORCING BARS DETAILS

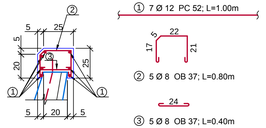

EXTRAS DE ARMATURA PENTRU 1.00 ML CORONAMENT
LIST OF THE REINFORCING BARS FOR 1.00 LM CROWN

MARCA TYPE	Ø	BUC. PIECE	L/BUC L/PIECE	L/Ø OB37 Ø 8	L/Ø PC 52 Ø 12
1	12	7	1.00	-	7.00
2	8	5	0.80	4.00	-
3	8	5	0.40	2.00	-
TOTAL LUNGIMI / Ø TOTAL LENGTHS / Ø				6.00	7.00
GREUTATE / Ø / M.L. WEIGHT / Ø / M.L.				0.395	0.888
TOTAL GREUTATI / Ø TOTAL WEIGHT / Ø				2.37	6.22
TOTAL GREUTATI TOTAL WEIGHT				8.60 kg	

Beton clasa / concrete class C 25/30 - S3 - P8 - G100 - EN 206-1 - CEM II/A-S 32,5N - 0/16

Armaturi / Reinforcing bars OB 37 şi / and PC 52

Acoperire / Covering: 2.0 cm

Volum beton: 0.065 m^3/ tronson de 1.00 ml
Concrete volume: 0.065 m^3/ 1.00 lm section

Indice Index	Data Date	Modificare Modification/Revision	Proiectant Designer	Aprobat Consultant Approved Consultant	Aprobat CFR Approved CFR
D					
C					
B					
A					

GUVERNUL ROMANIEI
ROMANIAN GOVERNMENT

PROIECT FINANŢAT DE UNIUNEA EUROPEANĂ
EUROPEAN UNION FINANCED PROJECT

CLIENT / CLIENT

C.N.C.F. "C.F.R." - S.A.

ITALFERR GRUPPO FERROVIE DELLO STATO Joint Venture leader
Scott Wilson
OBERMEYER PLANEN + BERATEN GmbH
TECNIC Consulting Engineers

CONSULTANT / CONSULTANT

			Data Date	Semnătură Signature
Aprobat Approved	Şef proiect Project manager	R. Liuzza	dec. 2011	
Aprobat Approved	Coordonator Secţiune 1 Section 1 Coordinator	C. Gambelli	dec. 2011	
Verificat Checked	Expert Cheie Key Expert	A. Troiano	dec. 2011	

SUBCONTRACTANT / SUBCONTRACTOR

AMEC

Aprobat Approved	Responsabil Subconsultant Subconsultant Responsible	A. Stanciu - Dinulescu	
Întocmit Elaborated	Proiectant Designer	S. Enache	

Reabilitarea liniei de cale ferata Braşov - Simeria, parte componentă a coridorului IV Pan European, pentru circulaţia trenurilor cu viteza maximă de 160 km/h,
Tronsonul : Braşov - Sighişoara
Rehabilitation of the railway line Braşov - Simeria, component Part of the IV Pan-European Corridor, for the trains circulation with maximum speed of 160 km/h,
Section : Braşov - Sighişoara

Proiect/Project
2004/RO/16/P/PA/003
Faza / Phase:
D.E. / E.D.

Denumire desen / Drawing Title :

Şanţ ranforsat prefabricat tip 1 / Prefabricated r einforced ditch type 1
Plan cofraj şi detalii de armare / Formwork plan and reinforcing bars details

Codificare / Codification System

Scara / Scale 1:20	LOT / LOT	Nr. / No 01 / 01

E A 5 1 | 0 1 | E | 0 0 | Q C | C T | 0 0 | 0 | 5 | 0 1 3 | 1