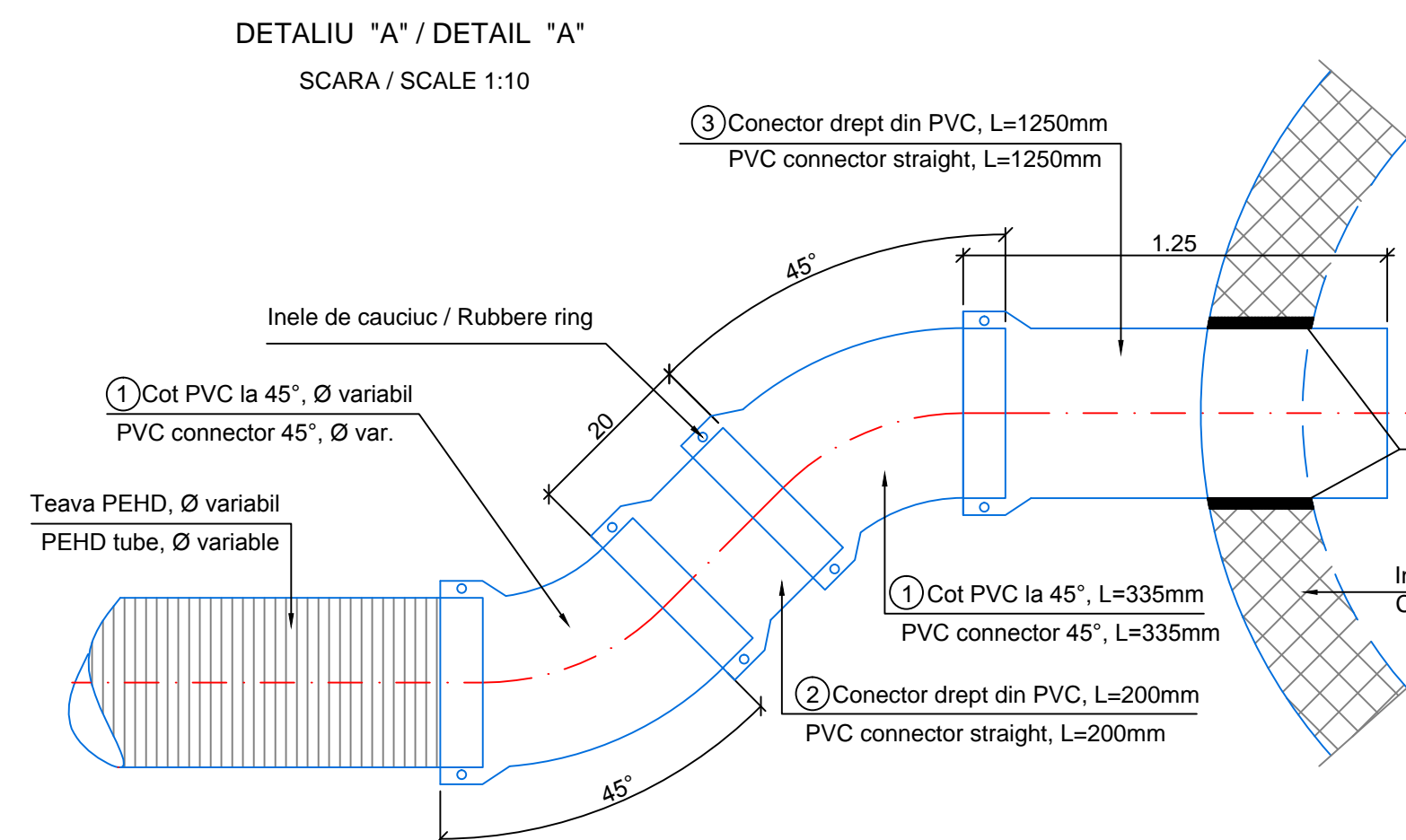
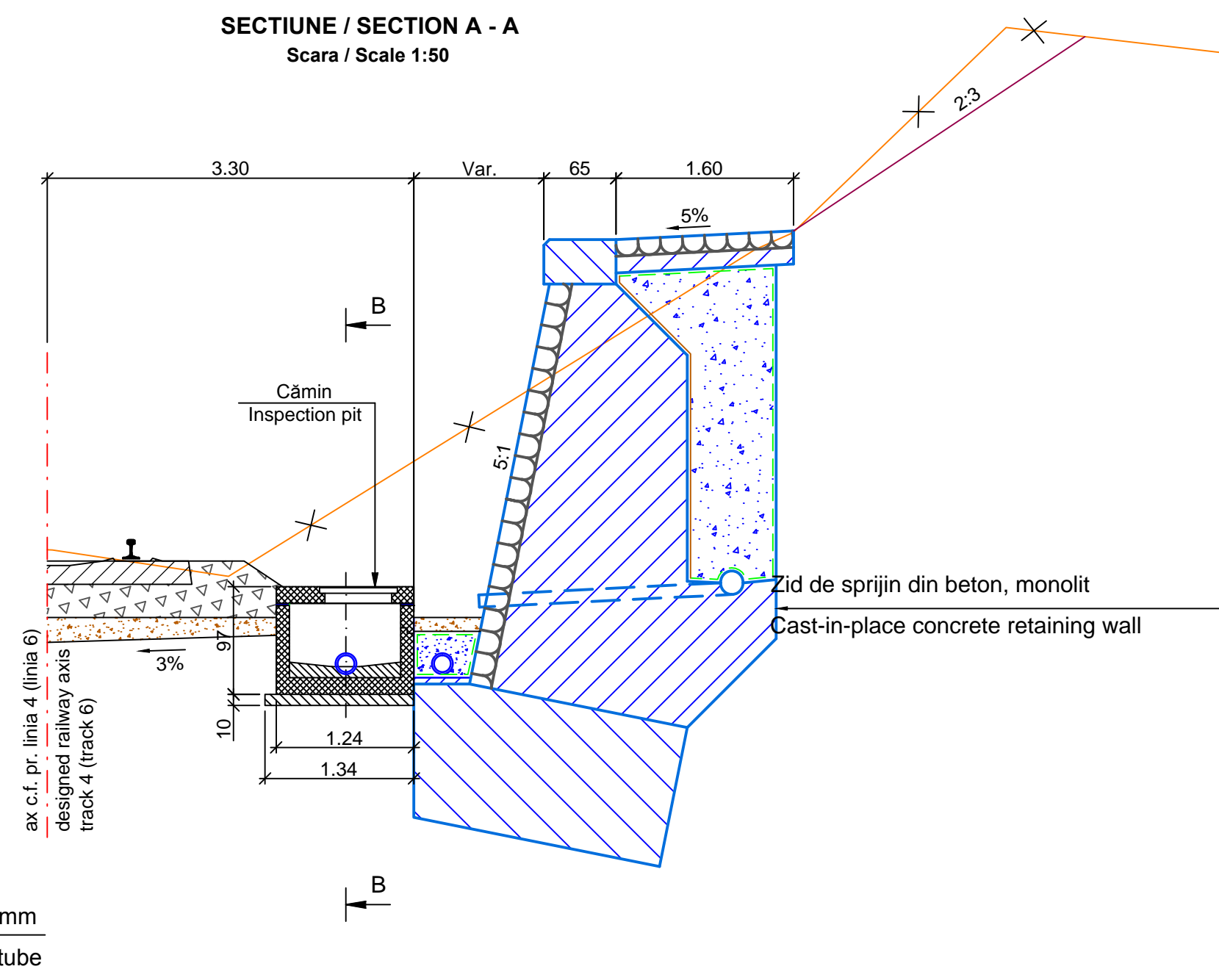
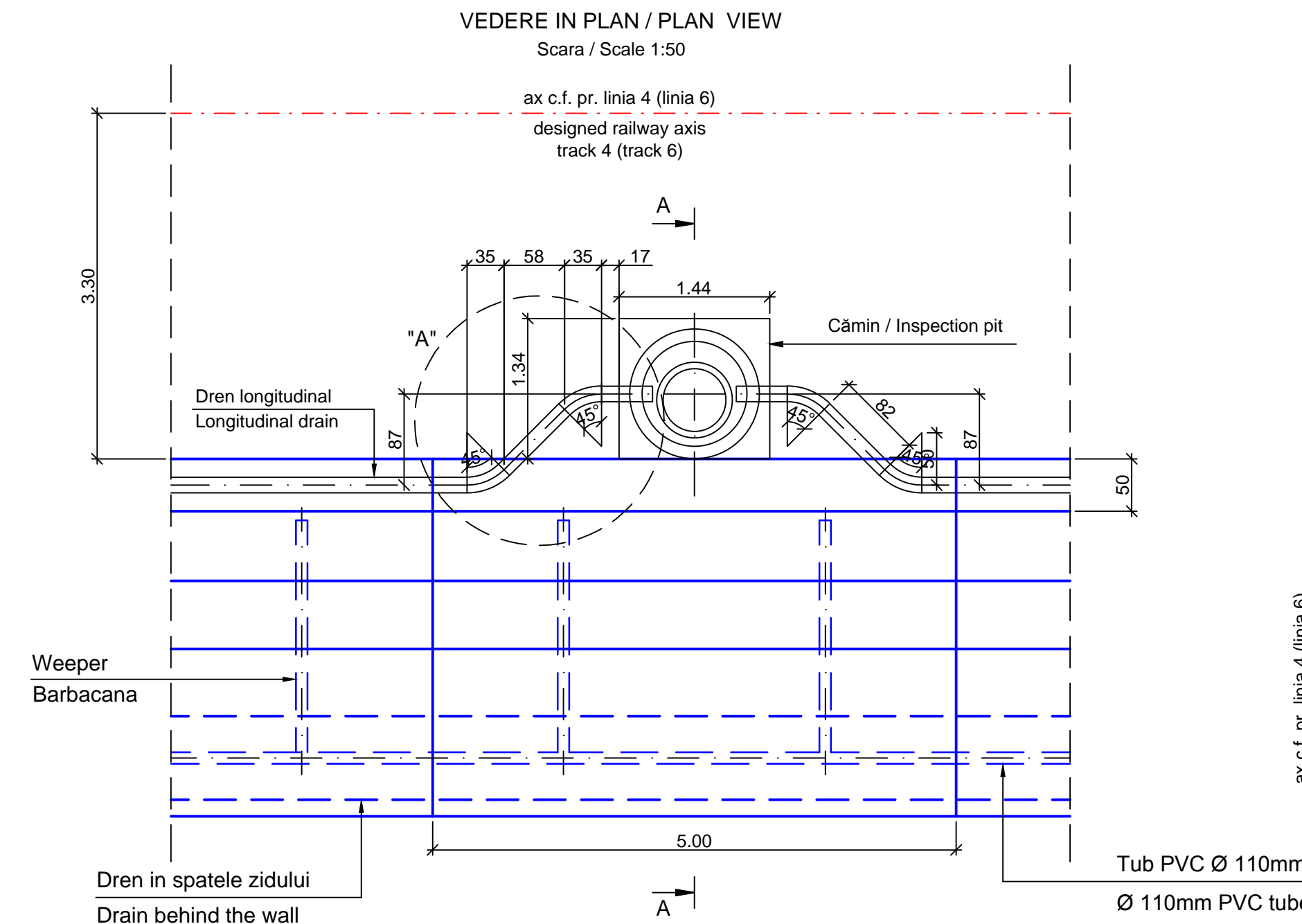


**DETALIU AMPLASARE CĂMIN DREN LONGITUDINAL IN FAȚA ZIDULUI DE SPRIJIN
LOCATION DETAIL FOR THE INSPECTION PIT OF THE LONGITUDINAL DRAIN
IN FRONT OF THE RETAINING WALL**

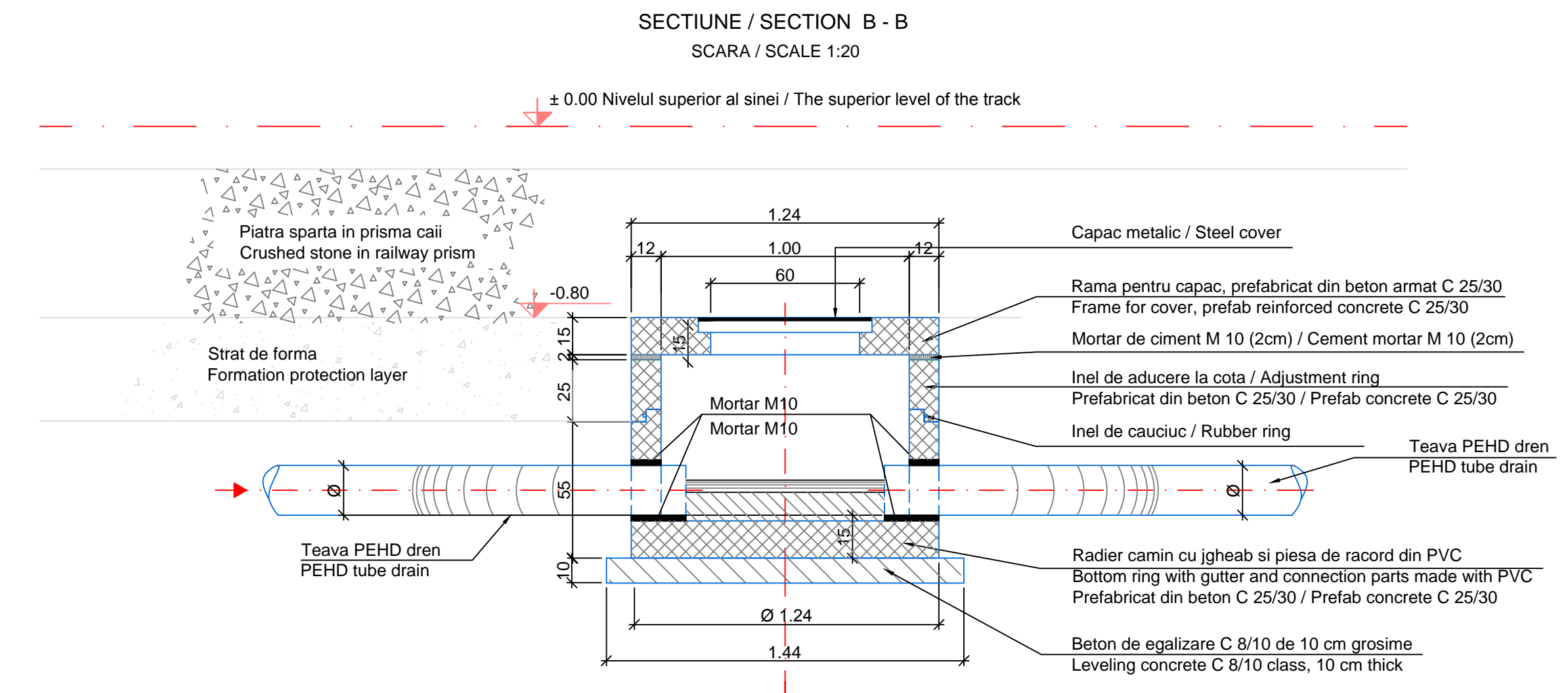


NOTA
- Diametrul tubului Ø 150 mm
- Elementele de cămin se pot asambla și cu inele de cauciuc
- Elementele se pot livra, la cerere, cu sau fara trepte metalice

NOTE
- Ø 150 mm, the diameter of the tube
- The inspection pit's elements can also be joined with rubber rigs
- The manhole elements can be delivered, as needed, with or without metallic stairs

LEGENDA BETOANELOR / CONCRETE LIST

	Beton simplu in tuburi prefabricate/Plaine concrete in prefab tubes C25/30-T3-P ₈ ¹⁰ -CEM I 42,5-A/Cmax=0,50; agregate 0-31
	Beton de panta / Slope concrete C20/25-T3-P ₈ ¹⁰ -CEM III/A-S 32,5-A/Cmax=0,50; agregate 0-31
	Beton simplu in fundatii /Plain concrete in foundations C8/10-T3-CEM II/A-S32,5-A/Cmax=0,60; agregate 0-31



D					
C					
B					
A					
Index	Date	Modificare / Revision	Proiectant / Designer	Aprobat Consultant / Approved Consultant	Aprobat CFR / Approved CFR



CONSULTANT / CONSULTANT

Aprobat / Approved	Șef proiect / Project manager	R. Liuzza	Data / Date	dec. 2011	Semnătură / Signature	
Aprobat / Approved	Coordonator Secțiune 1 / Section 1 Coordinator	C. Gambelli	Data / Date	dec. 2011	Semnătură / Signature	
Verificat / Checked	Expert Cheie / Key Expert	A. Troiano	Data / Date	dec. 2011	Semnătură / Signature	

SUBCONTRACTANT / SUBCONTRACTOR

Aprobat / Approved	Responsabil Subconsultant / Subconsultant Responsible	A. Stanciu - Dinulescu	Data / Date		Semnătură / Signature	
Intocmit / Elaborated	Proiectant / Designer	V. Gradin	Data / Date		Semnătură / Signature	

Reabilitarea liniei de cale ferata Braşov - Simeria, parte componentă a coridorului IV Pan European, pentru circulația trenurilor cu viteză maximă de 160 km/h,
Tronsonul : Braşov - Sighişoara
Rehabilitation of the railway line Braşov - Simeria, component Part of the IV Pan-European Corridor, for the trains circulation with maximum speed of 160 km/h,
Section : Braşov - Sighişoara

2004/RO/16/P/PA/003
Faza / Phase: D.E. / E.D.

Denumire desen / Drawing Title :
Stația Sighişoara / Sighişoara Station
ZID DE SPRIJIN DIN BETON, MONOLIT / CAST-IN-PLACE CONCRETE RETAINING WALL
DREAPTA / RIGHT, KM 281+289.00 ÷ KM 281+456.90
Detalii / Details

Codificare / Codification System	Scara / Scale 1:50, 1:20	LOT / LOT	Nr. / No 01 / 01
E A 5 1 0 1 E 2 1 X B C T 0 0 2 3 0 0 4 0			