SEPARATOR DE NAMOL SI HIDROCARBURI/
MUD AND HYDROCARBONS SEPARATOR

SECTIUNEA A - A/ *SECTION A - A*

Scara 1 : 30

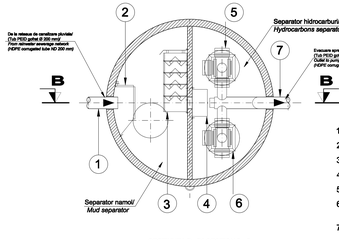

1 - Stut admisie/ Connecting inlet
2 - Distpetor de energie/ Energy dispenser
3 - Difuzor/ Adjusting mouth
4 - Diafragma de dirijare/ Flow adjusting diaphragm
5 - Filtru coalescent/ Coalescence filter
6 - Corpul filtrelor cu vana automata cu plutitor/ Valve body with automatic floating filters
7 - Stut evacuare/ Connecting Outlet

SECTIUNEA B - B/ *SECTION B - B*

Scara 1 : 30

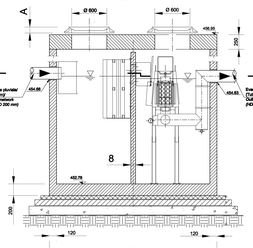

STATIE POMPARE APE EPURATE PLUVIALE/
RAIN WATER PUMPING STATION

SECTIUNEA A - A/ *SECTION A - A*

Scara 1 : 30

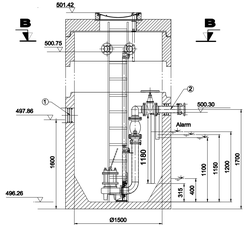

SECTIUNEA B - B/ *SECTION B - B*

Scara 1 : 30

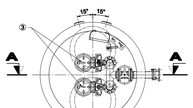

LEGENDA / *LEGEND* :

1 CONDUCTA INTRARE APE PLUVIALE EPURATE, Dn 200 mm/
INLET PIPE FOR TREATED RAIN WATER, Dn 200 mm

2 CONDUCTA EVACUARE APE PLUVIALE EPURATE, SUB PRESIUNE, Dn 150mm/
TREATED RAIN WATER PIPE, REJECTED UNDER PRESSURE, ND 150 mm

3 ELECTROPOMPA SUBMERSIBILA Q = 50 l/s, H = 15 mCA, P = 12,8 kW/
SUBMERGED ELECTRIC PUMP Q = 50 l/s, H = 15 mWC, P= 12,8 kW

DETALIU PROTECTIE SUBTRAVERSARE TUB PEID Ø 200 mm/
DETAIL UNDERCROSSING PROTECTION HDPE TUBE Ø 200 mm

Scara 1 : 10

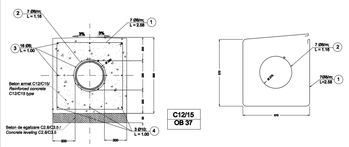

Extras de armare si beton pe metru de tub/
Reinforcement and concrete statement on the meter tube

Diametru/ *Diameter*	Marca/ *Mark*	Ø	Nr. bucl./ *Pieces no.*	Lungimea (m)/ *Length(m)*		Greutatea OBST (kg)/ *Weight (kg)*		Beton armat/ *Reinforced concrete*	Beton armat/ *Reinforced concrete*	Cofraj/ *Shuting*
				Partial/ *Partial*	Total (rotund)/ *Total (rounded)*	Unitar/ *Unitary*	Total (rotund)/ *Total(rounded)*	m3/m	m3/m	m2/m
200 mm	1	8	7	2.00	15.00					
	2	8	7	1.18	8.32					
	3	8	16	1.00	16.00					
					40.18	0.395	15.88	0.052	0.574	1.46
	4	10	3	1.00	3.00	0.617	1.85			
							15.88			

DETALIU POZARE TUB PEID GOFRAT
$Ø_{int}$ = 200 mm, IN TRANSEE
HDPE CORRUGATED TUBE LAYING
$Ø_{int}$ = 200 mm IN THE TRENCHES DETAIL

Scara/Scale: 1 / 20

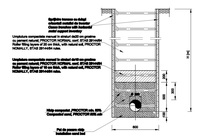
Aplicarea bazonu cu betoni
armat numai la nivelul
Gives bazelor with horizontal
reinforced concrete
Umplutura compactata manual si mecanizat numai pe grosimea
de 300mm deasupra PROTECTIE NORMAL cod STAS SR EN 805:
Manual and mechanical compaction only on the thickness of 300mm
above NORMAL PROTECTION, code STAS SR EN 805/2010
Umplutura compactata manual si mecanizat numai pe grosimea
de 300mm deasupra PROTECTIE NORMAL cod STAS SR EN 805:
Manual and mechanical compaction only on the thickness of 300mm
above NORMAL PROTECTION, code STAS SR EN 805/2010
Strat nisipos de 10 cm Sub, cod conform SR EN 805/2010
Sand layer of 10 cm Sub, code according to SR EN 805/2010
Strat nisipos PROTECTIE din SPS
Sand layer of SPS PROTECTION
Pe de pasarea din
Installation road from
Sablon
Sand layer
Sablon
Sand layer
Sablon
Sand layer