DETALII CĂMINE DE VANE / *VALVES MANHOLE DETAILS*
SCARA / *SCALE 1:20*

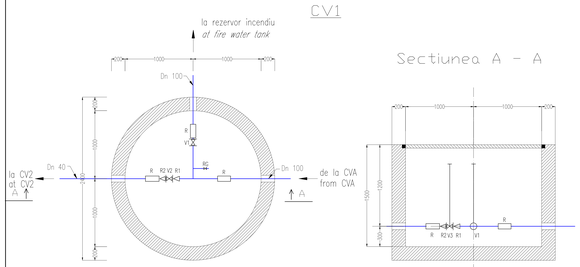

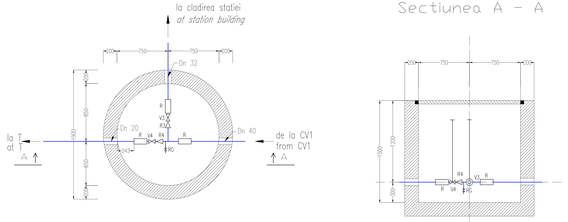

NOTA/*NOTE*

1. Vana V1 va fi sigilată în poziţia "DESCHIS" / Valve V1 *will be sealed in OPEN" position.*
2. CVA (căminul de vane şi apometru) va fi proiectat şi executat de către regia de apă locală, conform normelor în vigoare / *The valve and water gauge chamber will be designed and built by the local water administration according to the laws in force.*

DETALIU POZARE CONDUCTA PEID IN TRANSEE/ HDPE PIPE LOCATION DETAIL IN THE TRENCHES
SCARA / *SCALE 1:20*



LEGENDA/*LEGEND*

	conductă apă rece / *cold water pipe*
V1	vană cu clapetă fluture / *butterfly clack valve*
V2-V4	vană cu sferă şi manetă / *ball valve with handle*
R	racord compresiune PEID-OL / *compression connection PEID-OL*
R1	reductie 100/50 / *reduction 100/50*
R2	reductie 50/40 / *reduction 50/40*
R3	reductie 40/32 / *reduction 40/32*
R4	reductie 40/20 / *reduction 40/20*
CV1-CV2	cămin de vane / *valve manhole*
RG	robinet de golire / *discharge cock*
T	tunel pietonal / *passager tunnel*

DETALIU RACORD HIDRANT SUBTERAN/ *UNDERGROUND HYDRANT BRANCH DETAIL*
SCARA / *SCALE %*

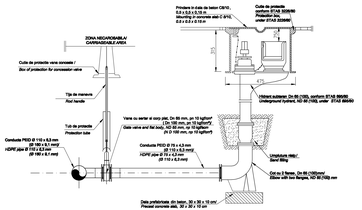

DETALIU STATIE POMPARE PENTRU INCENDIU
FIREFIGHTING PUMPING STATION DETAIL
Scara/ *Scale*: %

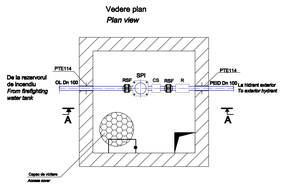

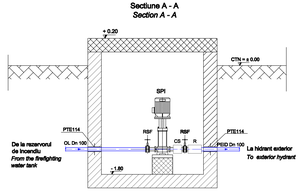

LEGENDA/ *LEGEND* :

PTE114	-	Piesa de trecere etansa prin pereti de beton/ *tight passage through the concrete walls*
RSF	-	Robinet cu sertar si flanse/ *slide and flange valve*
SPI	-	Statie pompare incendiu/ *firefighting pumping station*
CS	-	Clapeta de sens/ *non-return valve*
R	-	Racord compresiune PEID-OL / *compression connection PEID-OL*

DETALIU PUT
WELL DETAIL
Scara/*Scale* 1 : 20

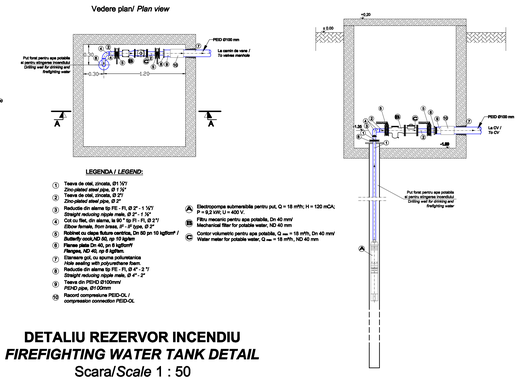

LEGENDA / *LEGEND*:

1. Teava de otel, zincata, Ø1 1/4" / *Zinc-plated steel pipe, Ø 1 1/4"*
2. Teava de otel, zincata, Ø 2" / *Zinc-plated steel pipe, Ø 2"*
3. Reducitie din alama tip RE - FI, Ø 2" - 1 1/4" / *Straight reducing nipple made, Ø 2" - 1 1/4"*
4. Cot cu filet, din alama, 90°, Ø 2" / *Elbow, 90°, Ø 2"*
5. Cotoar femaie, from bronz, 2" / *2" bush, Ø 2"*
6. Robinet cu clapa fluture centrica, Dn 80 pn 10 kgf/cm² / *Butterfly valve, ND 80, pn 10 kgf/cm²*
7. Flanse plate Dn 40, pn 6 kgf/cm² / *Flanges, ND 40, pn 6 kgf/cm.*
8. Etanseare gol, cu spuma polimerizata / *Hole sealing with polyurethane foam.*
9. Reducitie din alama tip RE - FI, Ø 4" - 2 1/2" / *Straight reducing nipple made, Ø 4" - 2"*
10. Teava din PEHD Ø100mm/ *PEHD pipe, Ø100mm*
11. Racord compresiune PEID-OL / *compression connection PEID-OL*

A. Electropompa submersibila pentru put, Q = 18 m³/h; H = 130 mCA; P = 0,2 kW; U = 400 V.
B. Filtru mecanic pentru apa potabila, Dn 40 mm/ *Mechanical filter for potable water, ND 40 mm*
C. Contor volumetric pentru apa potabila, Qmax = 18 m³/h, Dn 40 mm/ *Water meter for potable water, Qmax = 18 m³/h , ND 40 mm.*

DETALIU REZERVOR INCENDIU
FIREFIGHTING WATER TANK DETAIL
Scara/*Scale* 1 : 50

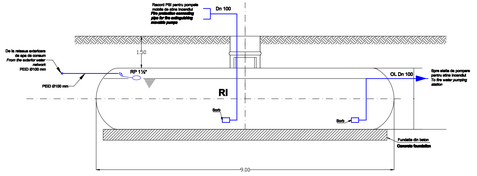

LEGENDA :

	- Conducta apa pentru stingerea incendiului, din teava otel fire extinguishing water pipe made from steel
RI	- Rezervor stocare apa incendiu/ *firefighting water tank*
RP 1½"	- Robinet cu plutitor/ *Float valve 1½"*

Indice / Index	Data / Date	Modificare / Modification/Revision	Proiectant / Designer	Aprobat Consultant / Approved Consultant	Aprobat CFR / Approved CFR
D					
C					
B					
A					

GUVERNUL ROMANIEI / ROMANIAN GOVERNMENT
PROIECT FINANŢAT DE UNIUNEA EUROPEANĂ / EUROPEAN UNION FINANCED PROJECT

CLIENT / CLIENT: C.N.C.F. "C.F.R." - S.A.

ITALFERR (Grup Ferroviale Italia) · CESMA SERVITAIR · OBERMEYER PLANEN + BERATEN · TECNIC Consulting Engineers

CONSULTANT / CONSULTANT

			Data / Date	Semnătura / Signature
Aprobat / Approved	Şef proiect / Project manager	R. Liuzza	DEC. 2011	
Aprobat / Approved	Coordonator Geofizica / Geophysics Coordinator	C. Gambelli	DEC. 2011	
Verificat / Checked	Expert Coordonator Checking Expert	G. Fioravanti	DEC. 2011	

SUBCONTRACTANT / SUBCONTRACTOR: Antrec

Aprobat / Approved	Responsabil Subcontractor / Subcontractor Manager	A.Stanciu - Dinulescu	DEC. 2011	
Întocmit / Elaborated	Proiectant / Designer	Cristina Radu	DEC. 2011	

Reabilitarea liniei de cale ferata Brasov - Sibiarda, pentru compunerea a coridorului IV Pan European, pentru circulatia trenurilor cu viteza maxima de 160 km/h, Faza: D.E. / E.D.

Rehabilitation of the railway line Brasov - Simeria, component Part of the IV Pan-European Corridor, for the trains circulation with maximum speed of 160 km/h,
Section : Brasov - Sighisoara

Proiect/Project 2004/RO/16/P/PA/003

Faza / Phase: D.E. / E.D.

Denumire desen / Drawing Title :
Plan instalaţii Manseţion sursă apă + detalii execuţie reţea alimentare cu apă - Staţia CATA
CATA Station - Water source bidrect yo installation + water network execution details

Codificare / Codification System	Seria / Serie	Lot / Lot	Nr / No. Nr / Nr.
E A 5 1 0 1 E 1 9 B C 1 8 0 0 6 1 0 5 3 2	1		

1 : 3/4 A1(594x1892mm)