SECTIUNE AX POD C.F.

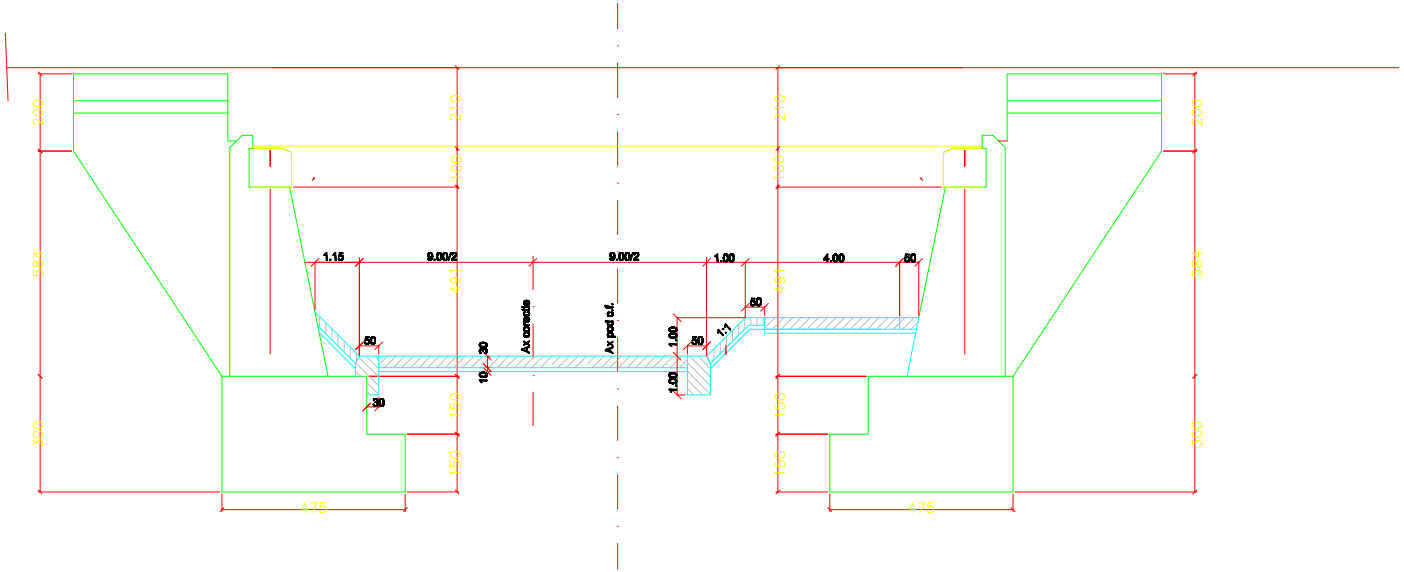
200
210
100
584
491
300
150
150
475
1.15
9.00/2
9.00/2
1.00
4.00
50
50
50
50
30
30
10
1.00
1.00
1:1
Ax corectie
Ax pod c.f.
210
100
491
150
150
475
200
584
300

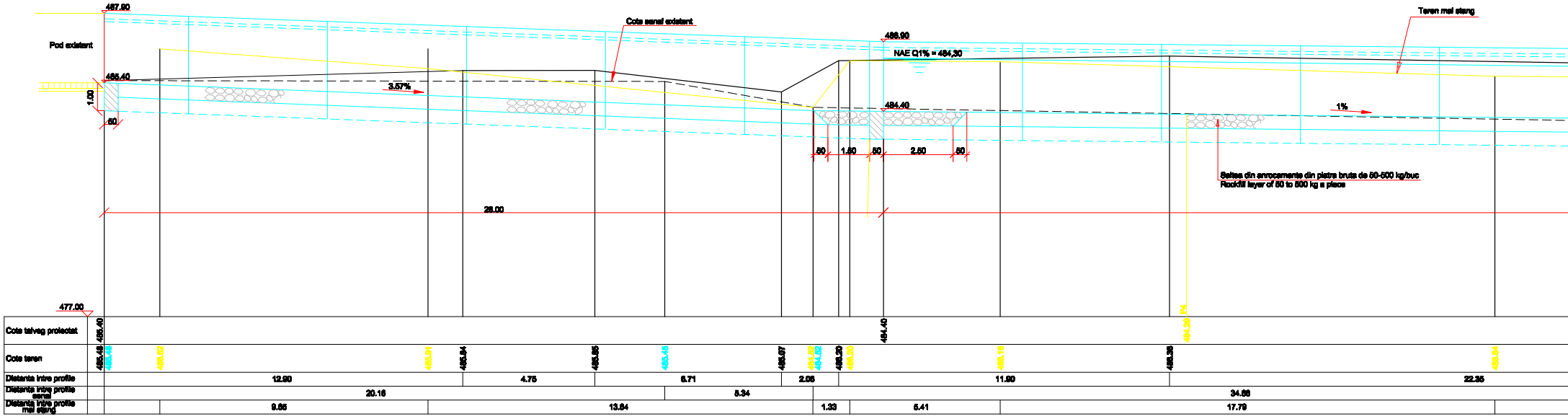
487.90
Pod existent
485.40
1.00
50
3.57%
Cota senal existent
486.90
NAE Q1% = 484,30
484.40
50
1.50
50
2.50
50
1%
Teren mal stang
Saltea din anrocamente din piatra bruta de 50-500 kg/buc
Rockfill layer of 50 to 500 kg a piece
28.00
477.00
Cota talveg proiectat
485.40
484.40
484.29
Cota teren
485.48
485.48
486.52
485.91
485.84
485.85
485.45
485.07
484.52
484.52
486.20
486.20
486.16
486.36
485.84
Distanta intre profile
12.90
4.75
6.71
2.06
11.90
22.35
Distanta intre profile senal
20.16
5.34
34.66
Distanta intre profile mal stang
9.65
13.64
1.33
5.41
17.79

SECTIUNE AVAL RACORDARE CORECTIE CULEI POD C.F.

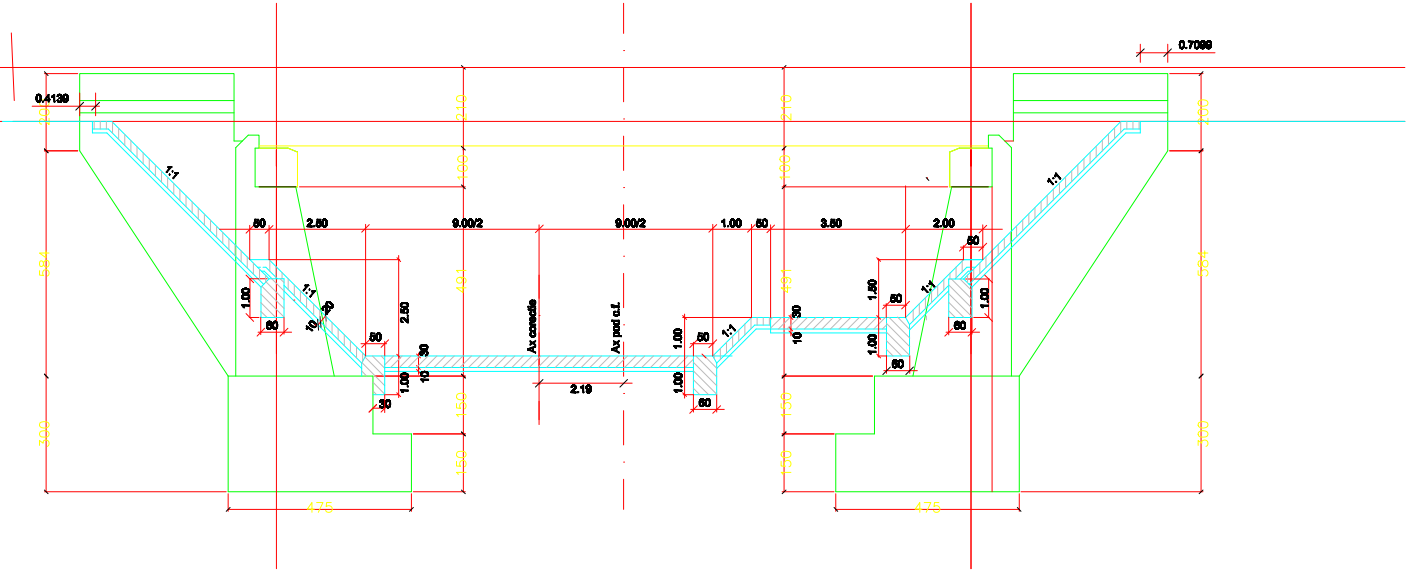
0.4139
0.7099
1:1
1:1
1:1
1:1
50
2.50
9.00/2
9.00/2
1.00
50
3.50
2.00
50
1.00
60
10
30
50
2.50
30
10
1.00
30
Ax corectie
Ax pod c.f.
2.19
1.00
50
1.00
60
30
10
1.50
50
1.00
60
1.00
60
475
475

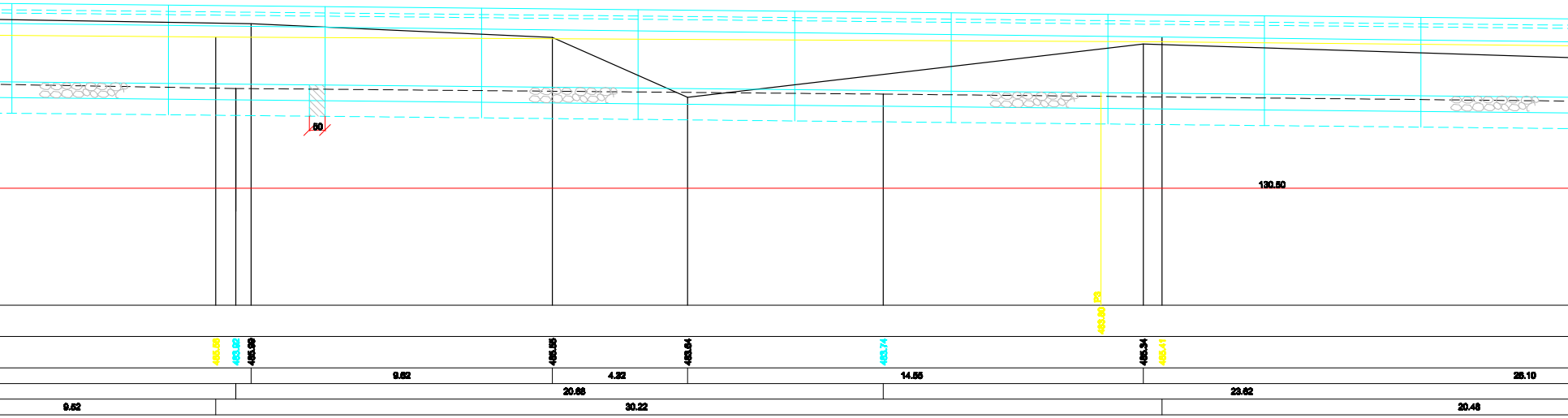
50
130.50
453.90
485.99
485.55
483.64
483.74
485.34
9.62
4.22
14.56
26.10
20.66
23.62
9.52
30.22
20.48

DETALII ARMARE PROTECTIE H=2,50m
REINFORCEMENTPROTECTION DETAILS H=2,50m

Scara /scale 1:50

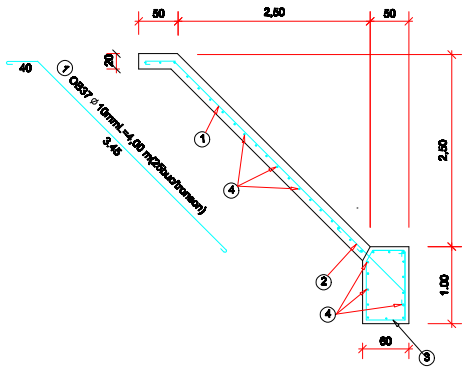
50
2,50
50
20
40
① OB37 Ø 10mmL=4,00 m(25buc/tronson)
3,45
1
4
2
4
2,50
1,00
60
3

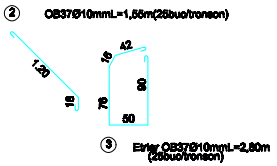
② OB37Ø10mmL=1,55m(25buc/tronson)
1,20
18
16
42
76
90
50
③ Etrier OB37Ø10mmL=2,80m (25buc/tronson)

VEDERE IN PLAN PROTECTIE TALUZ
PLAN VIEW ENBAKMENT PROTECTION

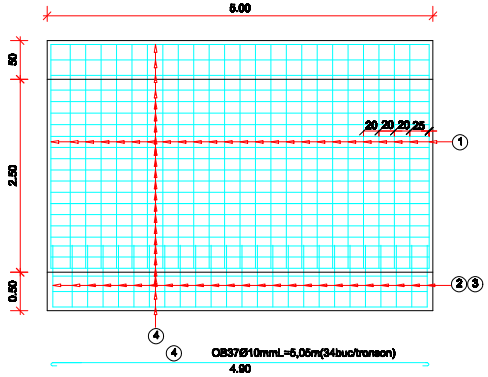
5.00
50
2.50
0.50
20 20 20 25
①
②③
④
④ OB37Ø10mmL=5,05m(34buc/tronson)
4.90

VEDERE LATERALA PINTEN
LATERAL VIEW BREAKWATER


Rost tronson
Rost tronson
④
③
1,00
5,00

EXTRAS DE ARMATURA
pentru un tronson de 5,00 m H= 2,50m

SUMMARY REINFORCING BARS
for a 5,00 m long section h=2,50 m

Marca	Ø	Nr.buc. asam.	Lungime unitara (m)	Lungime totala (m)
1	10	25	4,00	100,00
2	10	25	1,55	38,75
3	10	26	2,80	70,00
4	10	34	5,05	171,70
Total lungime/tronson(m)				380,45
Greutate unitara (kg/m)				0,617
Greutate totala (kg) (rot.)				235,00

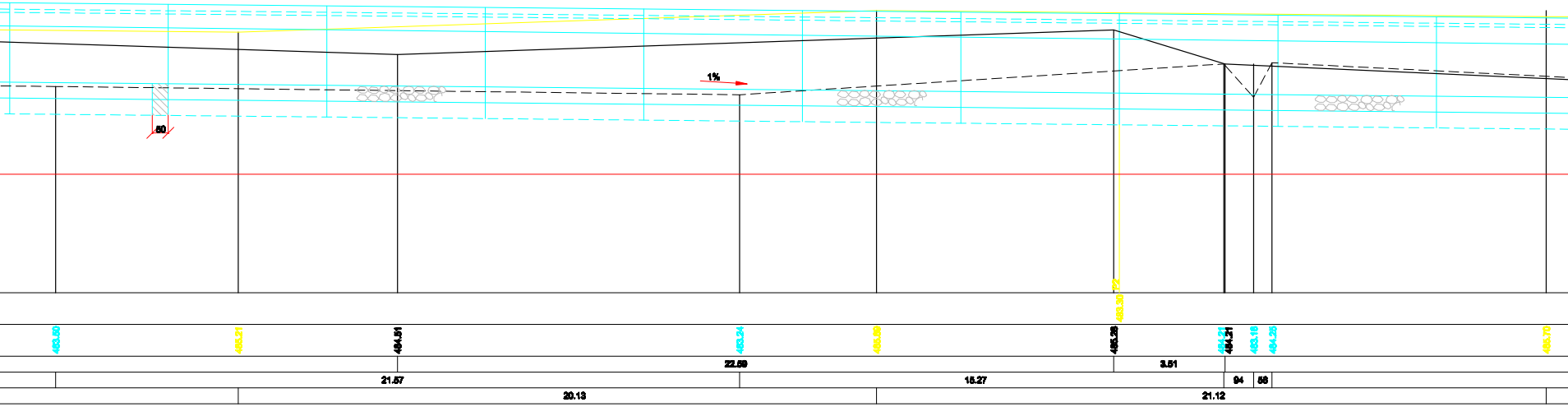
1%
50
493.50
495.21
494.51
493.24
495.59
493.30
495.28
494.21
494.21
493.16
494.25
495.70
22.59
3.51
21.57
15.27
94
56
20.13
21.12

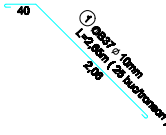
40
Y
Ø837 ϕ 10mm
L=2,65m (25 buc/tronson
2,08

SECTIUNE LONGITUDINALA A - A
A-A LONGITUDINAL SECTION

Scara/scale 1:100

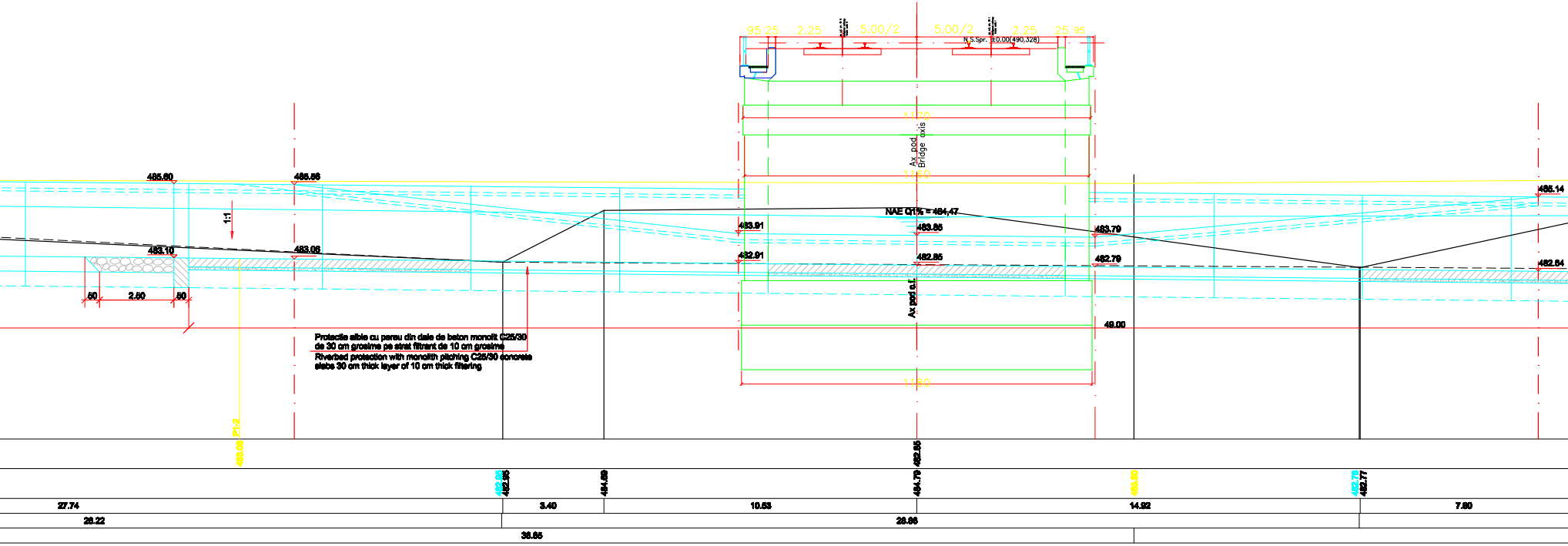
95 25
2.25
5.00/2
5.00/2
2.25
25 95
N.S.Spr. ±0.00(490.328)
1170
Ax pod
Bridge axis
1160
485.60
485.56
1:1
483.10
483.06
50
2.50
50
NAE Q1% = 484,47
483.91
483.85
483.79
482.91
482.85
482.79
485.14
482.84
Ax pod c.f.
49.00
1180
P1-2
483.06
482.85
482.85
484.69
482.85
484.79
485.60
482.78
482.77
27.74
3.40
10.53
14.92
7.80
28.22
28.86
38.85

Protectie albie cu pereu din dale de beton monolit C25/30 de 30 cm grosime pe strat filtrant de 10 cm grosime

Riverbed protection with monolith pitching C25/30 concrete slabs 30 cm thick layer of 10 cm thick filtering

DETALII ARMARE PROTECTIE H=1,50m
REINFORCEMENTPROTECTION DETAILS H=1,50m

Scara /scale 1:50

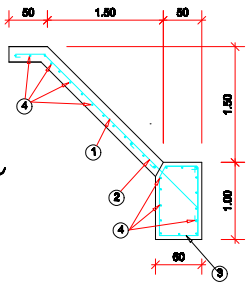
50
1.50
50
1.50
1.00
60
④
①
②
④
③

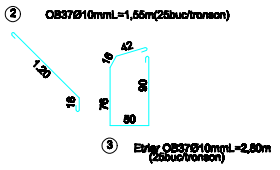
② OB37Ø10mmL=1,55m(25buc/tronson)
1.20
16
42
16
90
76
50
③ Etrier OB37Ø10mmL=2,80m (25buc/tronson)

VEDERE IN PLAN PROTECTIE TALUZ
PLAN VIEW ENBAKMENT PROTECTION

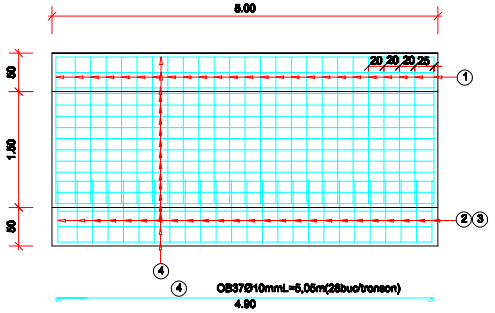
5.00
20 20 20 25
50
1.50
50
①
②③
④
④ OB37Ø10mmL=5,05m(28buc/tronson)
4.90

VEDERE LATERALA PINTEN
LATERAL VIEW BREAKWATER

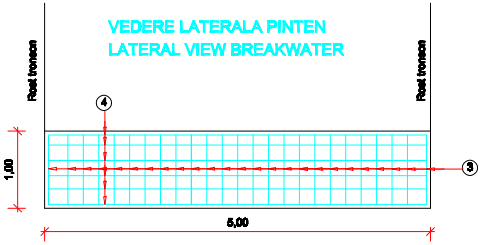
Rost tronson
Rost tronson
④
③
1.00
5,00

EXTRAS DE ARMATURA
pentru un tronson de 5,00 m H= 1,50m
SUMMARY REINFORCING BARS
for a 5,00 m long section H=1,50 m

Marca	Ø	Nr.buc. asam.	Lungime unitara (m)	Lungime totala (m)
1	10	25	2,65	66,25
2	10	25	1,55	38,75
3	10	25	2,80	70,00
4	10	28	5,05	141,40
Total lungime/tronson(m)				316,40
Greutate unitara (kg/m)				0,617
Greutate totala (kg) (rot.)				196,00

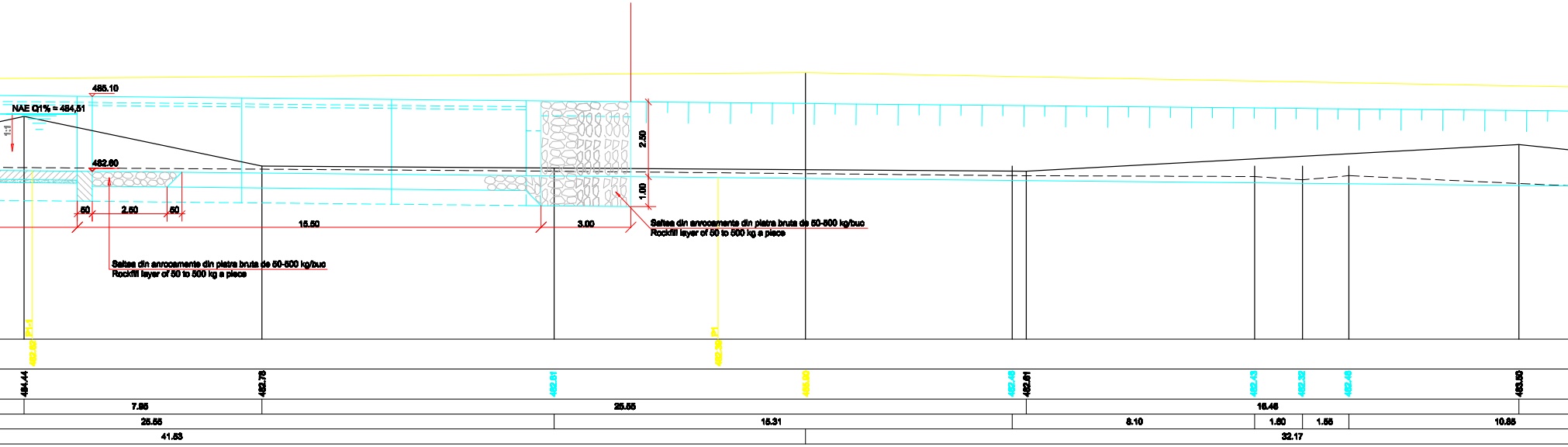
485.10
NAE Q1% = 484,51
1:1
482.60
50
2.50
50
15.50
3.00
2.50
1.00
Saltea din anrocamente din piatra bruta de 50-500 kg/buc
Rockfill layer of 50 to 500 kg a piece
Saltea din anrocamente din piatra bruta de 50-500 kg/buc
Rockfill layer of 50 to 500 kg a piece
P1-1
P1
482.62
482.38
484.44
482.76
482.61
485.60
482.46
482.61
482.43
482.32
482.46
483.60
7.95
25.55
16.46
25.55
15.31
8.10
1.60
1.56
10.85
41.53
32.17

DETALII ARMARE PROTECTIE H=1,00 m
REINFORCEMENTPROTECTION DETAILS H=1,00 m

Scara /scale 1:50

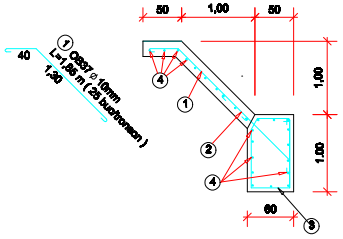

① OB37 Ø 10mm
L=1,85 m (25 buc/tronson)
40
1,30
50
1,00
50
1,00
1,00
60
①
②
③
④

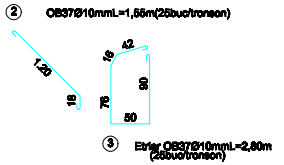

② OB37Ø10mmL=1,55m(25buc/tronson)
1,20
18
16
42
76
90
50
③ Etrier OB37Ø10mmL=2,80m (25buc/tronson)

VEDERE IN PLAN PROTECTIE TALUZ
PLAN VIEW ENBAKMENT PROTECTION

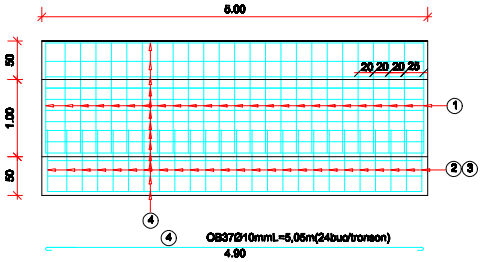

5.00
50
1.00
50
20 20 20 25
①
② ③
④
④ OB37Ø10mmL=5,05m(24buc/tronson)
4.90

EXTRAS DE ARMATURA
pentru un tronson de 5,00 m H= 1,00 m

SUMMARY REINFORCING BARS
for a 5,00 m long section H= 1,00 m

Marca	Ø	Nr.buc. asam.	Lungime unitara (m)	Lungime totala (m)
1	10	25	1,85	46,25
2	10	25	1,55	38,75
3	10	25	2,80	70,00
4	10	24	5,05	121,20
Total lungime/tronson(m)				276,20
Greutate unitara (kg/m)				0,617
Greutate totala (kg) (rot.)				171,00

VEDERE LATERALA PINTEN
LATERAL VIEW BREAKWATER

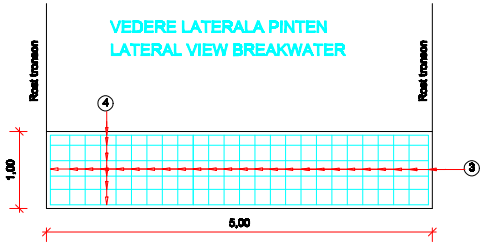

Rost tronson
Rost tronson
④
③
1,00
5,00

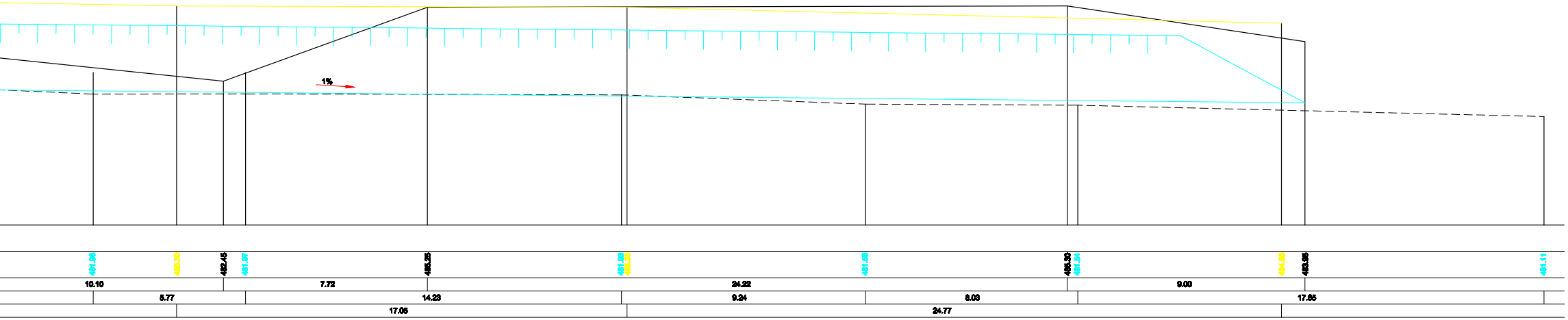

1%
461.86
485.30
482.45
461.97
485.25
461.93
485.26
461.56
485.30
461.54
484.85
483.85
461.11
10.10
7.72
24.22
9.00
5.77
14.23
9.24
8.03
17.85
17.05
24.77

D					
C					
B					
A	11.2011	Revizia 1	Popescu Anca Raluca		
Indice Index	Data Date	Modificare Modification/Revision	Proiectant Designer	Aprobat Consultant Approved Consultant	Aprobat CFR Approved CFR

GUVERNUL ROMANIEI
ROMANIAN GOVERNMENT

PROIECT FINANTAT DE UNIUNEA EUROPEANA
EUROPEAN UNION FINANCED PROJECT

C.N.C.F. "C.F.R." - S.A.

CLIENT / CLIENT

ITALFERR
GRUPPO FERROVIE DELLO STATO
Joint Venture leader

OBERMEYER
PLANEN + BERATEN GmbH

TECNIC
Consulting Engineers

CONSULTANT / CONSULTANT

			Data Date	**Semnătură Signature**
Aprobat Approved	°ef proiect Project manager	R. Liuzza		
Aprobat Approved	Coordonator SecÞiune 1 Section 1 Coordinator	C. Gambelli		
Verificat Checked	Expert Cheie Checking Expert	V. Kallidromitis		

SUBCONTRACTANT / SUBCONTRACTOR

Aprobat Approved	Responsabil Subconsultant Subconsultant Responsible	A. Dinulescu Stanciu		
Intocmit Elaborated	Proiectant Designer	Popescu Anca-Raluca	24.08.2011	

Reabilitarea liniei **de cale ferata** Brasov – Simeria, parte componentă a coridorului IV Pan European, pentru circulaţia trenurilor cu viteza maximă de 160 km/h, **Tronsonul : Braşov - Sighişoara**

Rehabilitation of the railway line Braşov – Simeria, component Part of the IV Pan-European Corridor, for the trains circulation with maximum speed of 160 km/h, **Section : Braşov - Sighişoara**

Proiect/Project
2004/RO/16/P/PA/003

Faza / Phase:
P.Th. / P.Th

Denumire desen / Drawing Title :

STATIA FELDIOARA / FELDIOARA STATION
PROTECTIE POD C.F. KM. 193+093.183
DETALII DE EXECUTIE
193+093.183 KM RAILWAY BRIDGE PROTECTION
DETAILS FOR EXECUTION

Codificare / Codification System	Scara / Scale 1:100	**LOT / LOT**	Nr. / No 01 / 01

E A 5 1 | 0 1 | E | 0 7 | B A | A P | 0 0 | 6 | 2 | 0 0 4 | 1

420x3440