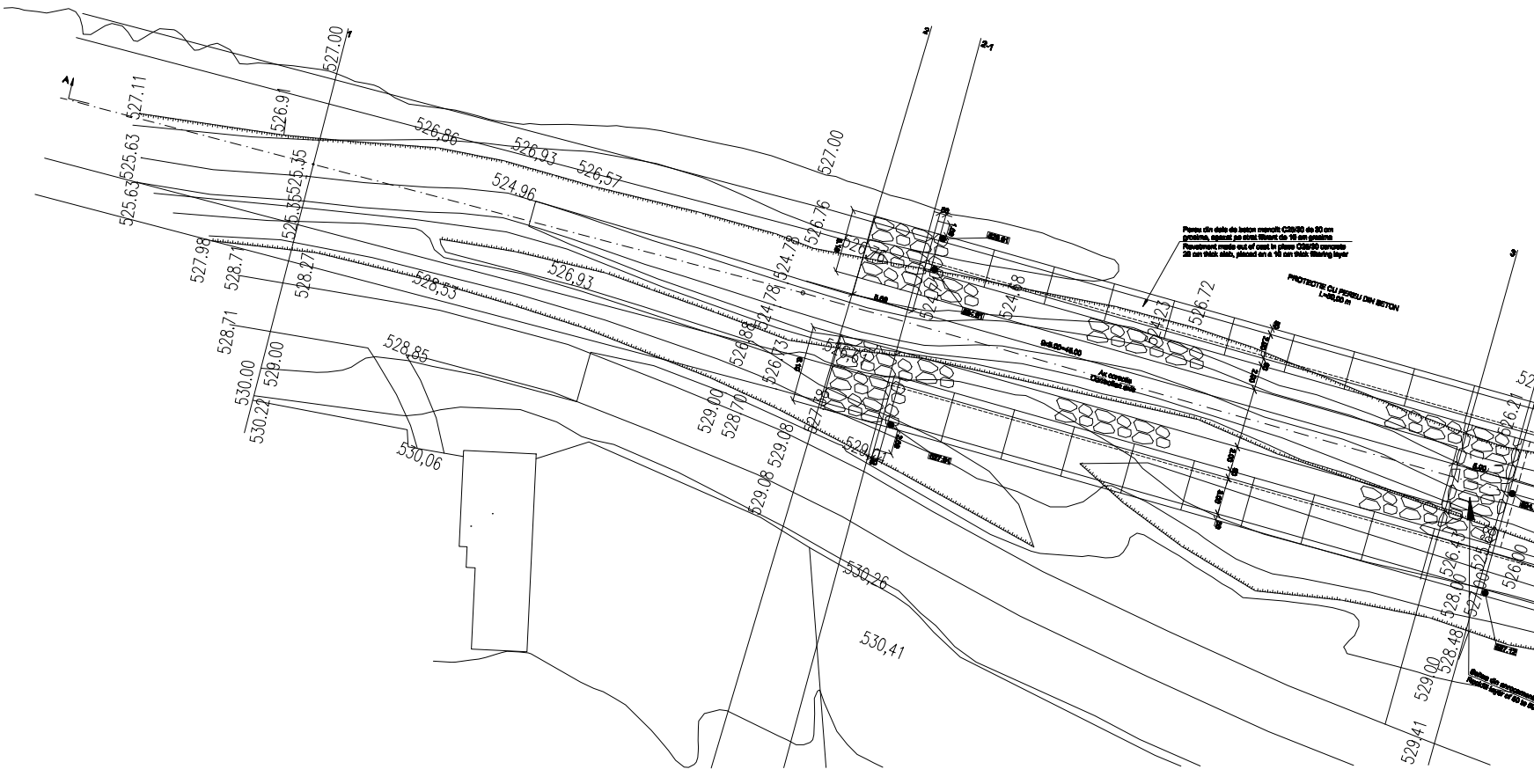
A
1
2
2-1
3
527.11
526.91
527.00
526,86
526,93
526,57
525.63
525.35
524.96
526.76
527.00
527.98
528.71
528.27
528,53
526,93
524.78
524.88
524.23
526.72
528.71
528,85
529.00
530.00
530.22
530,06
529.00
528.70
529.08
529.08
530,26
530,41
526.21
526.00
528.00
528.48
529.00
529.41
Perete din dale de beton monolit C25/30 de 20 cm grosime, așezat pe strat filtrant de 10 cm grosime
Revetment made out of cast in place C25/30 concrete 20 cm thick slab, placed on a 10 cm thick filtering layer
PROTECTIE CU PEREU DIN BETON
L=30,00 m
Ax canal
527.12

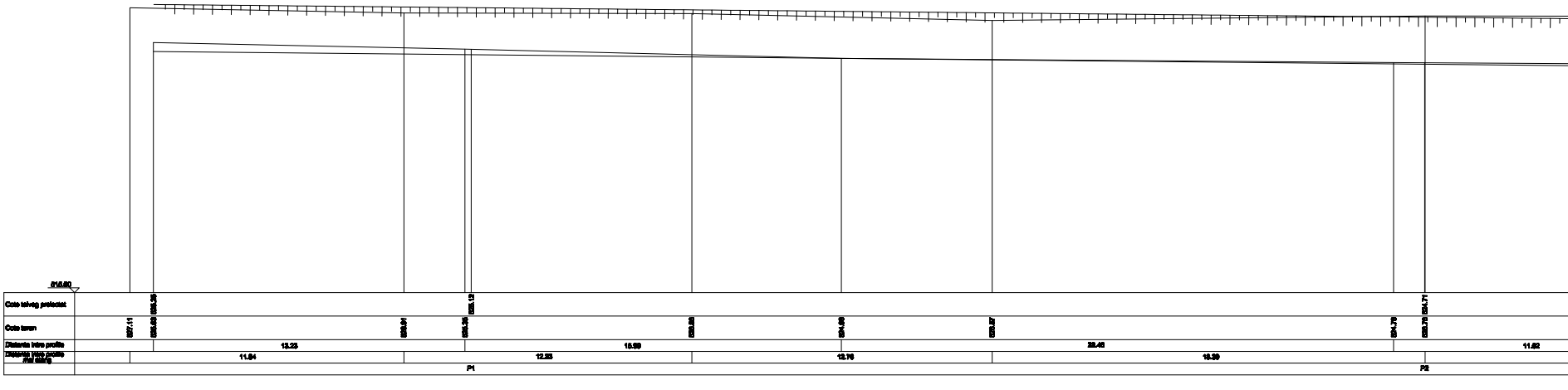
516.60
Cote talveg proiectat
Cote teren
Distanta intre profile
Distanta intre profile
P1
P2
527.11
525.63
525.35
526.91
525.35
525.12
525.88
524.88
525.57
524.78
525.78
524.71
13.23
15.69
28.40
11.82
11.84
12.23
12.76
18.39

PLAN DE SITUATIE
LAYOUT PLAN
Scara/scale 1:200

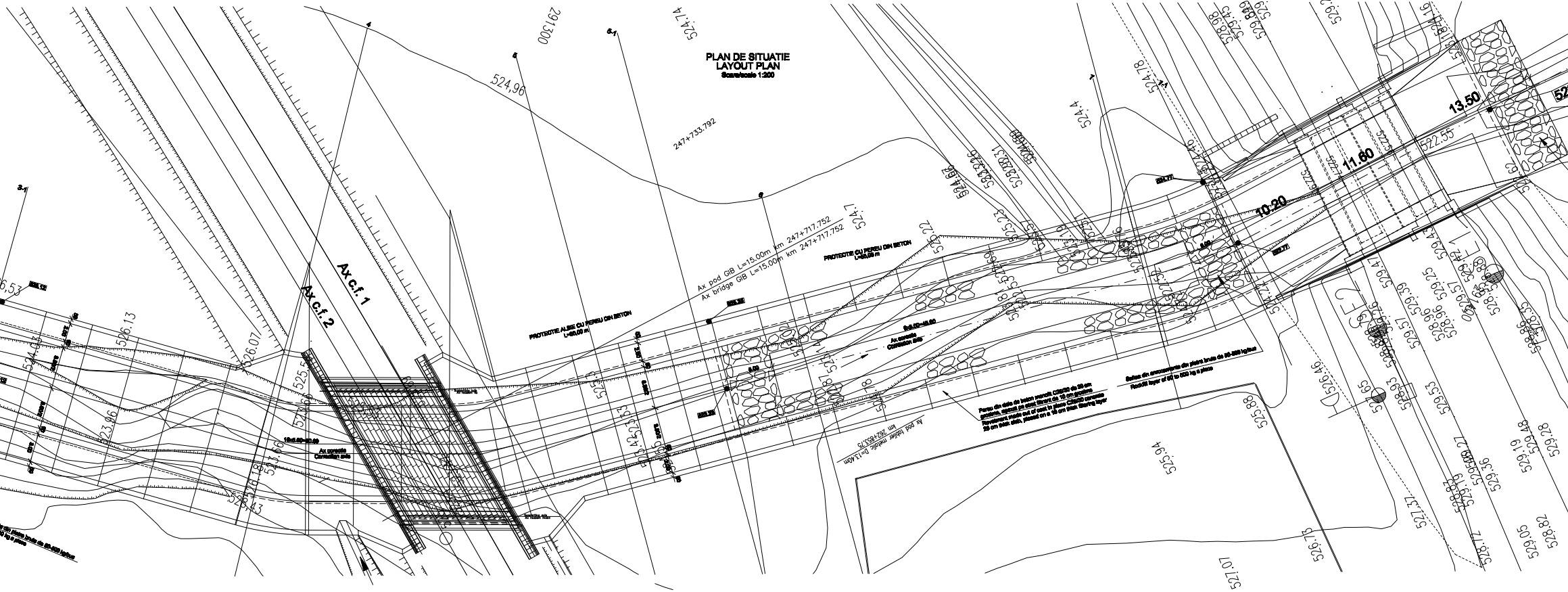
Ax c.f. 1
Ax c.f. 2
247+733.792
Ax pod GIB L=15.00m km 247+717.752
Ax bridge GIB L=15.00m km 247+717.752
PROTECTIE ALBIE CU PEREU DIN BETON
L=60,00 m
PROTECTIE CU PEREU DIN BETON
L=55,00 m
Ax corectie
Correction axis
Ax pod tablier metalic D=13,40m
km 262+853,75
Pereu din dale de beton monolit C25/30 de 20 cm grosime, aşezat pe strat filtrant de 10 cm grosime
Revetment made out of cast in place C25/30 concrete 20 cm thick slab, placed on a 10 cm thick filtering layer
Saltea din anrocamente din piatra bruta de 80-500 kg/buc
Rockfill layer of 80 to 500 kg a piece
13.50
11.60
10.20
524,96
524.74
291300
524.7
525.22
526.13
526.07
525.94
525.88
526.73
527.07
529.27
522.55

SECTIUNE LONGITUDINALA A-A
A-A LONGITUDINAL SECTION
Scara/scale 1:100

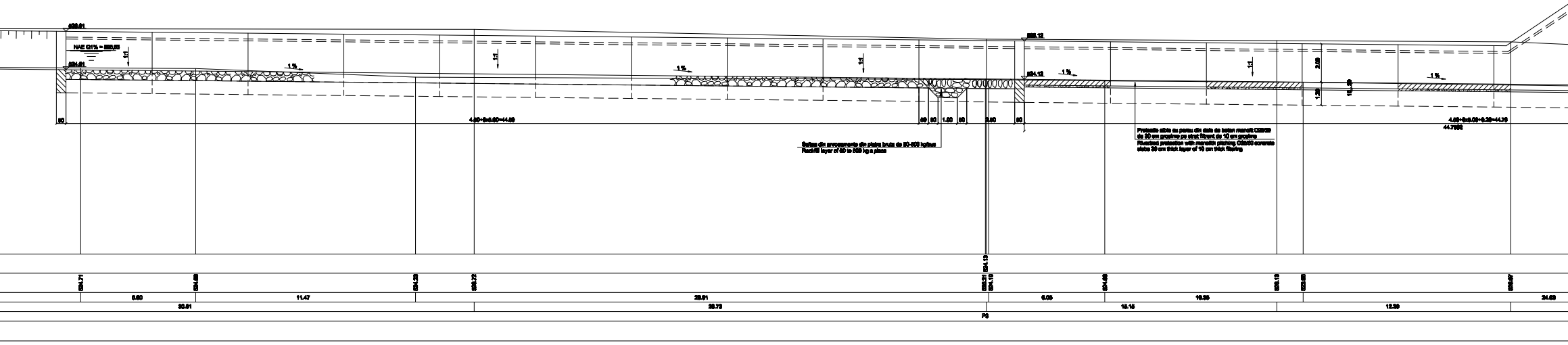
NAE Q1% =
1%
1%
1%
1%
1%
1:1
1:1
1:1
1:1
Saltea din anrocamente din piatra bruta de 80-500 kg/buc
Rockfill layer of 80 to 500 kg a piece
Protectie albie cu pereu din dale de beton monolit C25/30 de 20 cm grosime pe strat filtrant de 10 cm grosime
Riverbed protection with monolith pitching C25/30 concrete slabs 20 cm thick layer of 10 cm thick filtering
1.00
8.60
11.47
29.91
6.05
10.36
20.81
12.29
P3

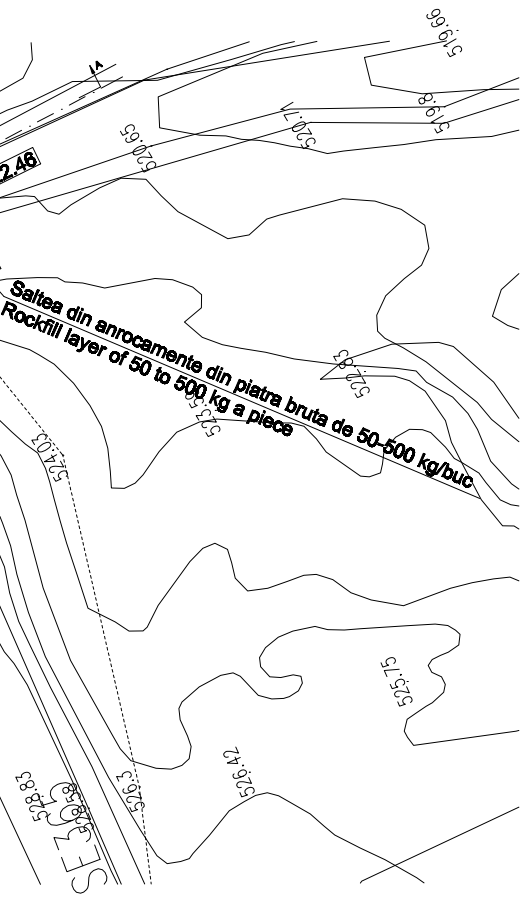

Saltea din anrocamente din piatra bruta de 50-500 kg/buc
Rockfill layer of 50 to 500 kg a piece
2.46
519.66
519.8
520.17
520.65
522.8
523.5
524.03
525.75
526.42
526.3
528.83

DETALII ARMARE PROTECTIE H=2,00m
REINFORCEMENT PROTECTION DETAILS H=2,00m
Scara /scale 1:50

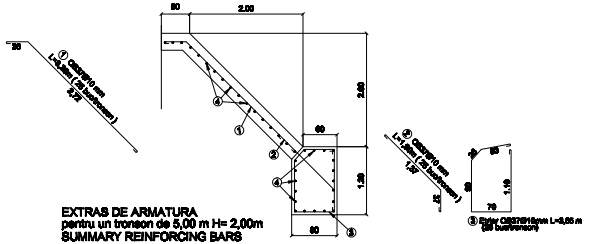

① OB37Ø10 mm L=3,25m (26 buc/tronson)
② OB37Ø10 mm L=1,90m (26 buc/tronson)
③ Etrier OB37Ø10mm L=3,65 m (26 buc/tronson)
④
2.00
2.00
1.30
1.10
60
50
70

EXTRAS DE ARMATURA
pentru un tronson de 5,00 m H= 2,00m
SUMMARY REINFORCING BARS
for a 5,00 m long section H=2,00 m

Marca	Ø	Nr.buc. ansam.	Lungime unitara (m)	Lungime totala (m)
1	10	26	3,25	84,50
2	10	26	1,90	49,40
3	10	26	3,65	94,90
4	10	36	5,05	181,80
Total lungime/tronson(m)				410,60
Greutate unitara (kg/m)				0,617
Greutate totala (kg) (rot.)				254,60

VEDERE IN PLAN PROTECTIE TALUZ
PLAN VIEW ENBAKMENT PROTECTION

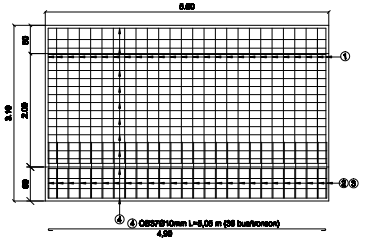

5.00
3.10
2.05
①
②③
④ OB37Ø10mm L=5,05 m (36 buc/tronson)
4.98

VEDERE LATERALA PINTEN
LATERAL VIEW BREAKWATER

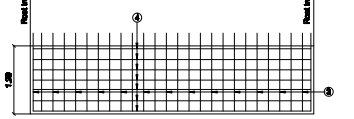

Rost tronson
Rost tronson
④
③
1.30

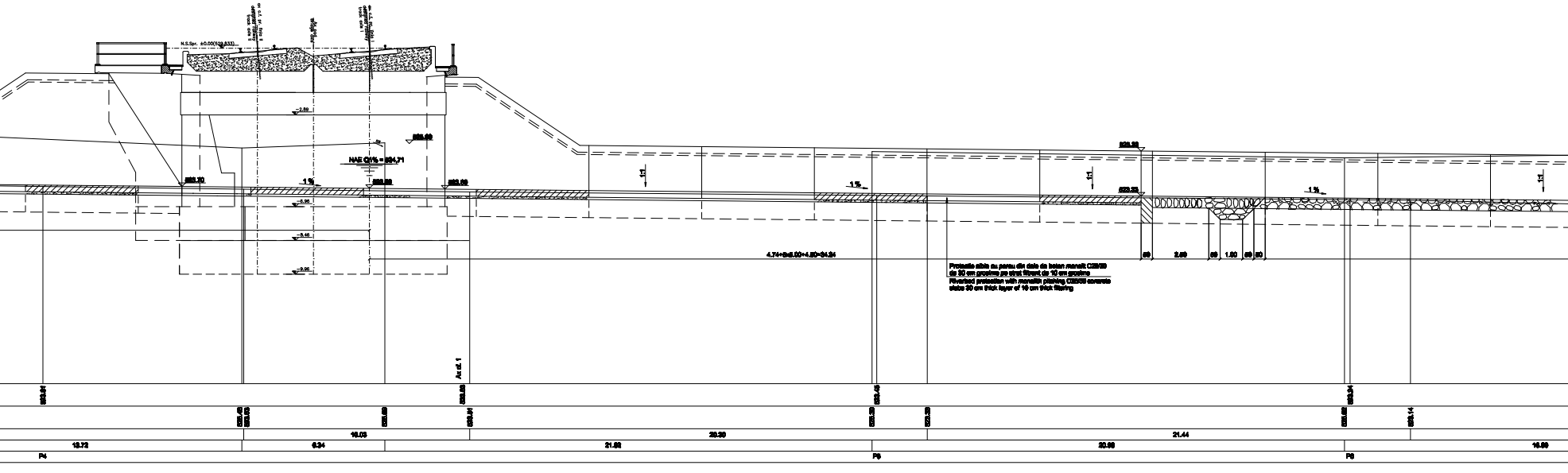

N.S.Spr. ±0.00(523.833)
NAE Q1% = 524.71
1%
1 %
1 %
1:1
1:1
1:1
4.74+3x5.00+4.50=24.24
Protectie albie cu pereu din dale de beton monolit C25/30 de 30 cm grosime pe strat filtrant de 10 cm grosime
Riverbed protection with monolith pitching C25/30 concrete slabs 30 cm thick layer of 10 cm thick filtering
2.00
1.50
Ax c. 1
16.03
20.30
21.44
13.72
6.34
21.58
20.98
16.89
P4
P5
P6

DETALII ARMARE PROTECTIE H=3,00m
REINFORCEMENT PROTECTION DETAILS H=3,00m

Scara /scale 1:50

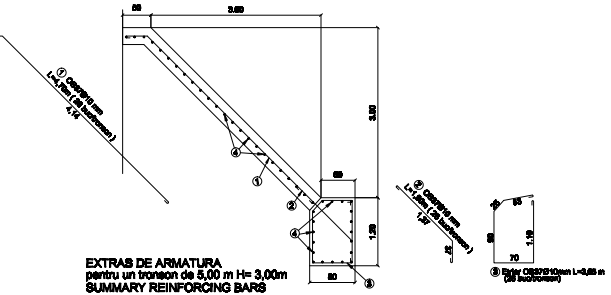
① OB37Ø10 mm
L=4,70m (26 buc/tronson)
4,10
50
2.50
3.00
60
1.20
50
②
③
④
② OB37Ø10 mm
L=1,80m (26 buc/tronson)
③ Etrier OB37Ø10mm L=3,65 m (26 buc/tronson)
70

VEDERE IN PLAN PROTECTIE TALUZ
PLAN VIEW ENBAKMENT PROTECTION

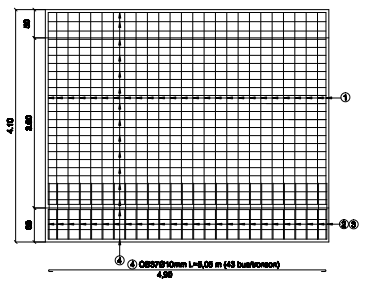
4.10
2.50
①
②③
④ OB37Ø10mm L=5,05 m (43 buc/tronson)
4,90

EXTRAS DE ARMATURA
pentru un tronson de 5,00 m H= 3,00m
SUMMARY REINFORCING BARS
for a 5,00 m long section H=3,00 m

Marca	Ø	Nr.buc. ansam.	Lungime unitara (m)	Lungime totala (m)
1	10	26	4,70	122,20
2	10	26	1,80	46,40
3	10	26	3,65	94,90
4	10	43	5,05	217,28
Total lungime/tronson(m)				480,78
Greutate unitara (kg/m)				0,617
Greutate totala (kg) (rot.)				296,00

VEDERE LATERALA PINTEN
LATERAL VIEW BREAKWATER

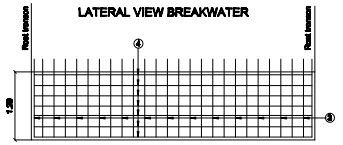
Rost tronson
④
1.20
③

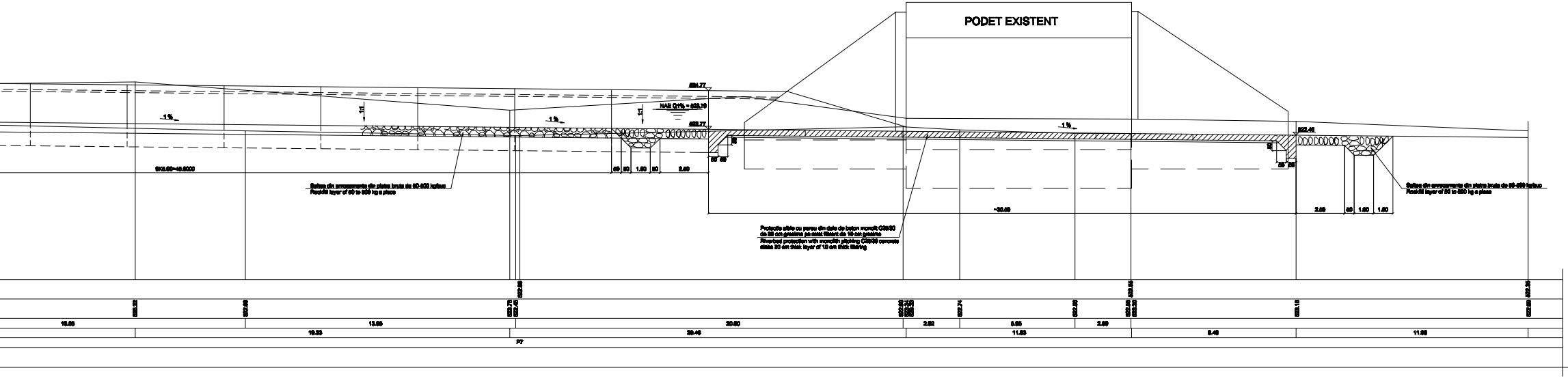
PODET EXISTENT
524,77
NAE Q1% = 523,76
523,77
522,45
1 %
1:1
Saltea din anrocamente din piatra bruta de 50-500 kg/buc
Rockfill layer of 50 to 500 kg a piece
Protectie albie cu pereu din dale de beton monolit C25/30 de 25 cm grosime pe strat filtrant de 10 cm grosime
Riverbed protection with monolith pitching C25/30 concrete slabs 20 cm thick layer of 10 cm thick filtering
~30.00
2.50
1.50
P7

D					
C					
B					
A	12.2011	Revizia 1	Popescu Anca Raluca		
Indice Index	Data Date	Modificare Modification/Revision	Proiectant Designer	Aprobat Consultant Approved Consultant	Aprobat CFR Approved CFR

GUVERNUL ROMANIEI
ROMANIAN GOVERNMENT

PROIECT FINANȚAT DE UNIUNEA EUROPEANĂ
EUROPEAN UNION FINANCED PROJECT

CLIENT / CLIENT

C.N.C.F. "C.F.R." - S.A.

ITALFERR
GRUPPO FERROVIE DELLO STATO
Joint Venture leader

Scott Wilson

OBERMEYER
PLANEN + BERATEN GmbH

TECNIC
Consulting Engineers

CONSULTANT / CONSULTANT

			Data Date	Semnătură Signature
Aprobat Approved	Șef proiect Project manager	R. Liuzza		
Aprobat Approved	Coordonator Secțiune 1 Section 1 Coordinator	C. Gambelli		
Verificat Checked	Expert Cheie Checking Expert	V.Kallidromitis		VK

SUBCONTRACTANT / SUBCONTRACTOR

AREX COMPANY

Aprobat Approved	Responsabil Subconsultant Subconsultant Responsible	A. Dinulescu Stanciu		
Întocmit Elaborated	Proiectant Designer	Popescu Anca-Raluca	04.11.2011	

Reabilitarea liniei de cale ferata Brașov – Simeria, parte componentă a coridorului IV Pan European, pentru circulația trenurilor cu viteza maximă de 160 km/h,
Tronsonul : Brașov - Sighișoara
Rehabilitation of the railway line Brașov - Simeria, component Part of the IV Pan-European Corridor, for the trains circulation with maximum speed of 160 km/h,
Section : Brașov - Sighișoara

Proiect/Project
2004/RO/16/P/PA/003

Faza / Phase:
P.Th. / T.D.

Denumire desen / Drawing Title :

INTERVAL CAȚA-ARCHITA / CAȚA-ARCHITA SECTION
PROTECȚIE POD C.F. KM. 247+717,752
DETALII DE EXECUȚIE
247+717,752 KM RAILWAY BRIDGE PROTECTION
DETAILS FOR EXECUTION

Codificare / Codification System

Scara / Scale 1:100

LOT / LOT

Nr. / No 01 / 01

E A 5 1 0 1 E 1 4 B A A P 0 1 7 3 0 0 3 1