PLAN DE SITUAȚIE
LAYOUT PLAN
Scara/scale 1:200

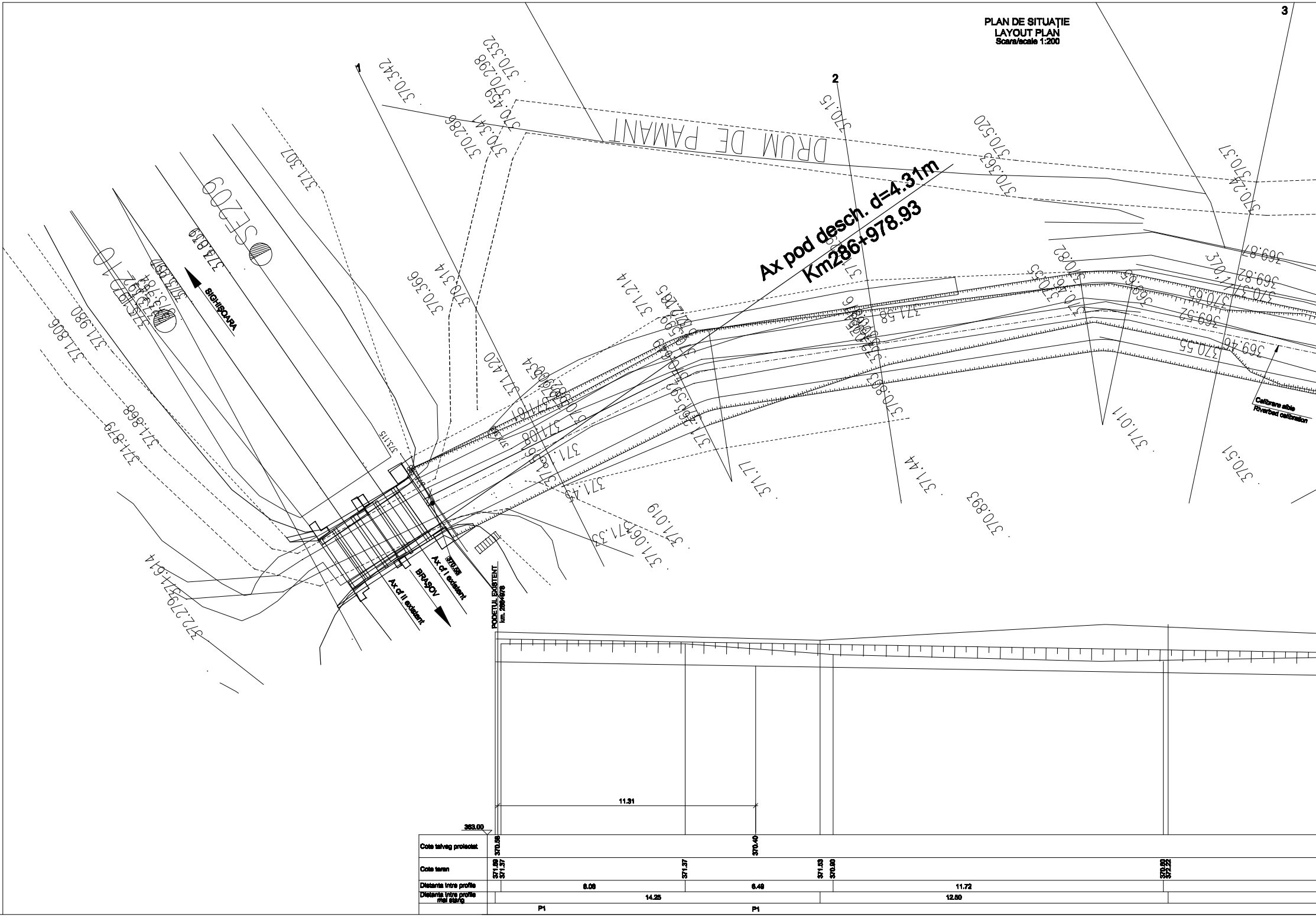
1
2
3
DRUM DE PAMANT
Ax pod desch. d=4.31m
Km286+978.93
SIGHIȘOARA
BRAȘOV
Ax cf I existent
Ax cf II existent
PODEȚUL EXISTENT
km. 286+976
Calibrare albie
Riverbed calibration
370.342
370.332
370.298
370.459
370.341
370.286
371.307
370.15
370.520
370.363
370.37
370.24
369.87
369.82
370.17
370.65
369.52
370.55
369.46
370.82
370.35
371.011
370.51
370.893
371.44
371.77
371.58
371.14
371.019
371.06
371.33
371.45
371.108
371.420
370.314
370.366
371.806
371.980
371.868
371.879
372.279
371.614
374.829
373.115
370.58
11.31
363.00
Cote talveg proiectat
370.56
370.40
Cote teren
371.89
371.37
371.37
371.53
370.90
370.80
372.22
Distanta intre profile
8.08
6.48
11.72
Distanta intre profile mal stang
14.25
12.50
P1
P1

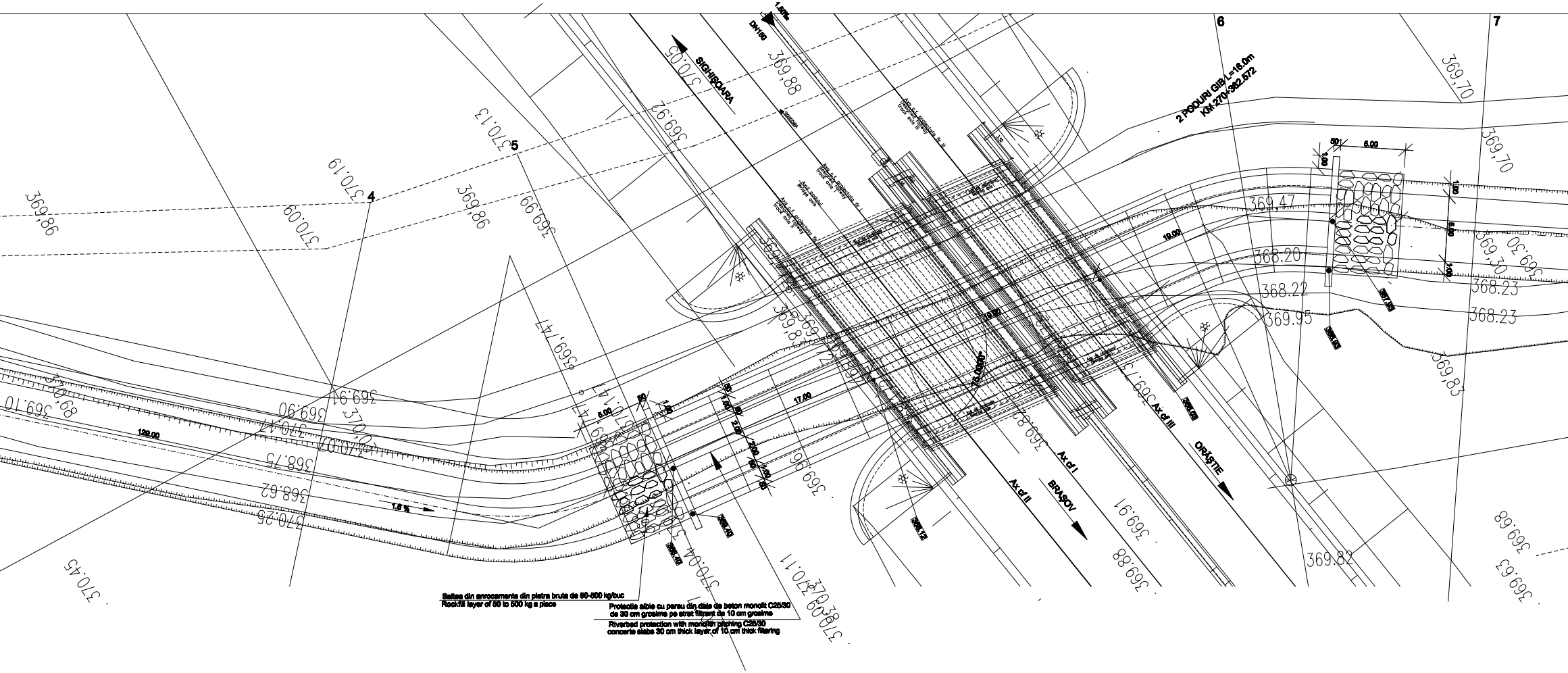
2 PODURI GIB L=16.0m
KM 270+362.572
SIGHIȘOARA
BRAȘOV
ORĂȘTIE
DN150
1.50‰
Axa c.f. proiectata fir III
Designed railway track axis III
Axa c.f. proiectata fir I
Designed railway track axis I
Axul podului
Bridge axis
Axa c.f. proiectata fir II
Designed railway track axis II
Ax cf I
Ax cf II
Ax cf III
4
5
6
7
5.00
50
1.00
2.00
17.00
18.00
129.00
1.6 %
369,86
370.09
370.19
370.13
369,86
369.99
369.97
370.05
369,88
369,70
369.47
368.20
368.22
369.95
368.23
369.30
369.83
369.47
369.91
369.90
370.47
370.07
368.75
368.62
370.25
370.45
369.10
370.04
370.11
369.91
369.88
369.82
369.68
369.63

Saltea din anrocamente din piatra bruta de 50-500 kg/buc
Rockfill layer of 50 to 500 kg a piece

Protectie albie cu pereu din dale de beton monolit C25/30
de 30 cm grosime pe strat filtrant de 10 cm grosime
Riverbed protection with monolith pitching C25/30
concerte slabs 30 cm thick layer of 10 cm thick filtering

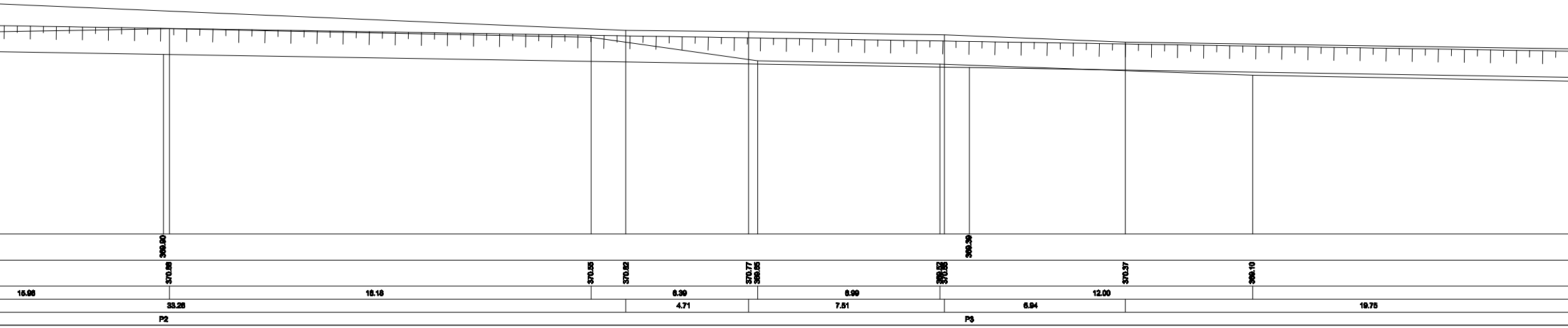
369.90
369.39
370.88
370.55
370.82
370.77
369.85
369.52
370.55
370.37
369.10
15.96
16.16
6.39
6.99
12.00
33.26
4.71
7.51
6.94
19.75
P2
P3

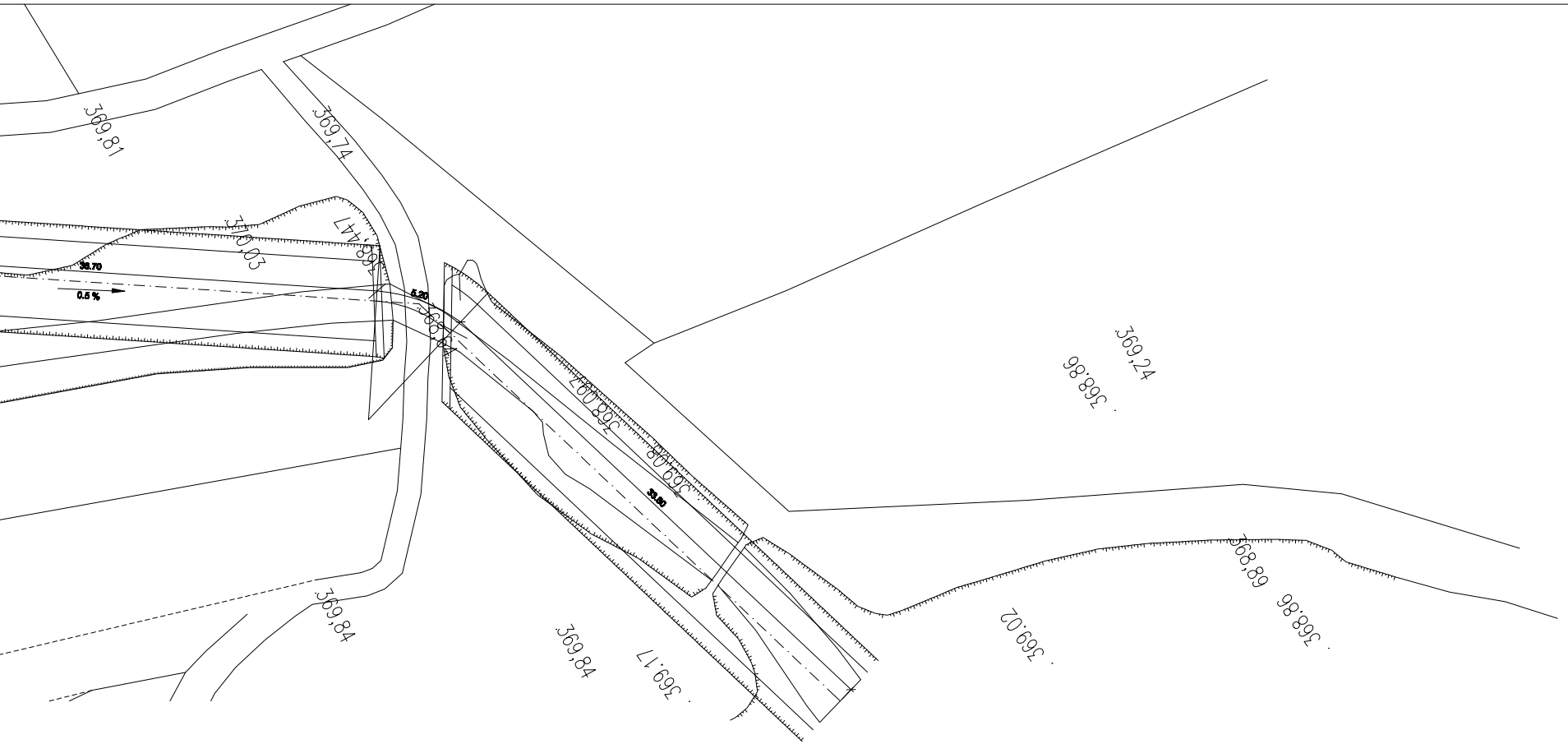
369,81
369,74
370,03
36.70
0.5 %
5.20
33.80
369,24
368,86
368,89
368,86
369,02
369,84
369,84
369,17

SECTIUNE LONGITUDINALA A - A
A-A LONGITUDINAL SECTION

Scara/scale 1:100

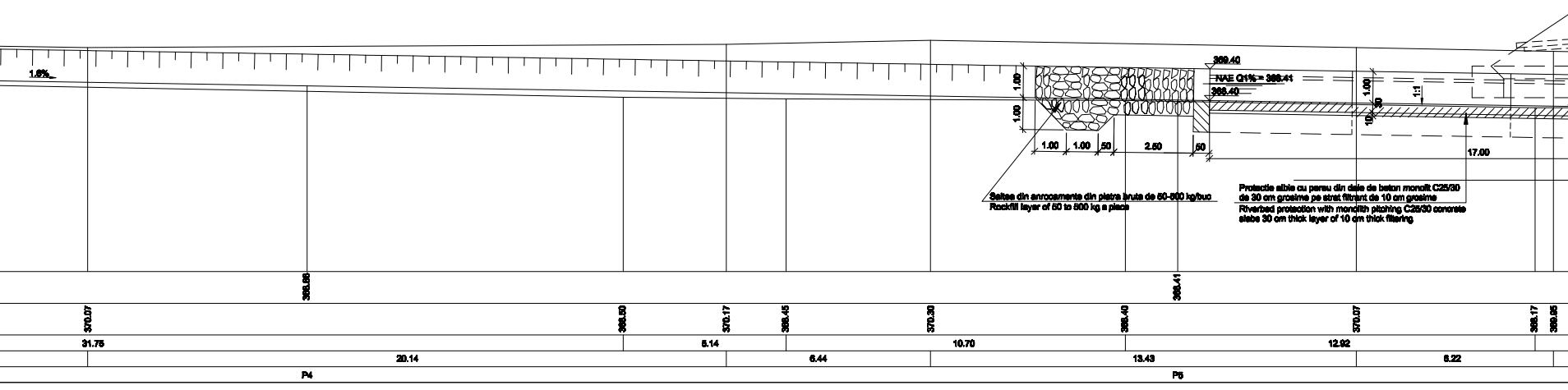
1.6%
1.00
1.00
1.00
1.00
.50
2.50
.50
369.40
NAE Q1% = 368.41
368.40
1.00
30
10
1:1
17.00
Saltea din anrocamente din piatra bruta de 50-500 kg/buc
Rockfill layer of 50 to 500 kg a place
Protectie albie cu pereu din dale de beton monolit C25/30 de 30 cm grosime pe strat filtrant de 10 cm grosime
Riverbed protection with monolith pitching C25/30 concrete slabs 30 cm thick layer of 10 cm thick filtering
368.88
368.41
370.07
368.50
370.17
368.45
370.30
368.40
370.07
368.17
369.95
31.75
5.14
10.70
12.92
20.14
6.44
13.43
6.22
P4
P5

SECȚIUNE TRANSVERSALĂ CALIBRARE ALBIE AMONTE ȘI AVAL
RIVERBED CROSS SECTION UPSTREAM AND DOWNSTREAM CALIBRATION

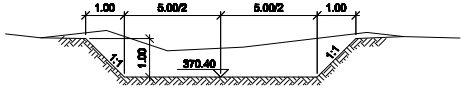
1.00
5.00/2
5.00/2
1.00
1:1
1.00
370.40
1:1

SECȚIUNE TRANSVERSALĂ RACORDARE SALTEA DE ANROCAMENTE LA PINTEN PEREU AMONTE ȘI AVAL
CONNECTION CROSS SECTION OF ROCKFILL TO SPUR PITCHING MATTRESS UPSTREAM AND DOWNSTREAM

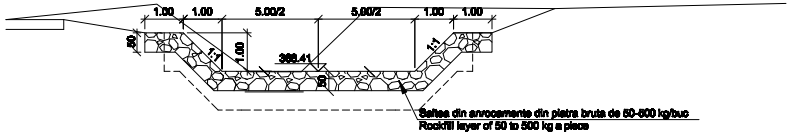
1.00
1.00
5.00/2
5.00/2
1.00
1.00
.50
1:1
1.00
369.41
.50
1:1
Saltea din anrocamente din piatra bruta de 50-500 kg/buc
Rockfill layer of 50 to 500 kg a piece

VEDERE AMONTE
UPSTREAM VIEW

Sc. 1:100

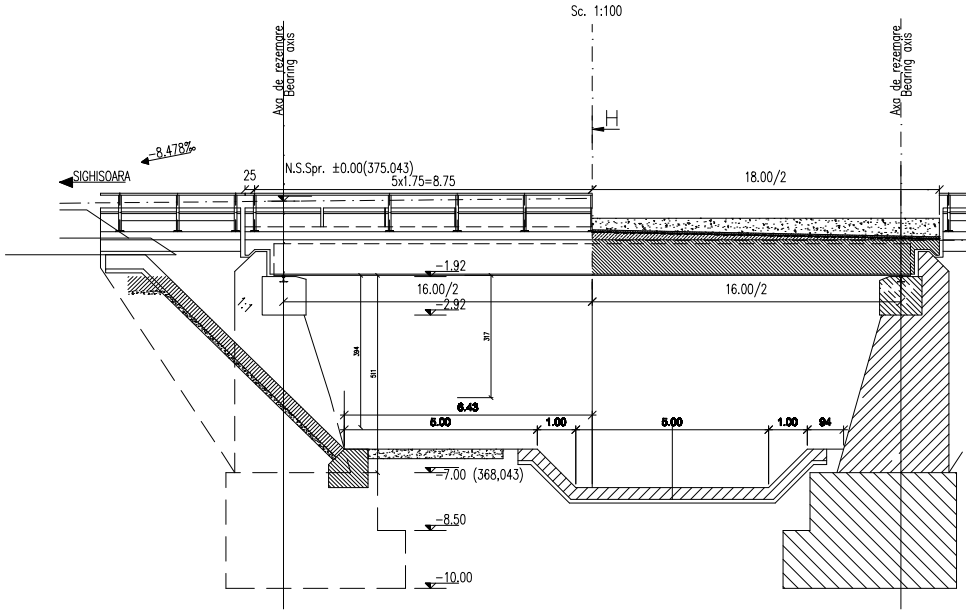
Axa de rezemare
Bearing axis
H
Axa de rezemare
Bearing axis
8.478%
SIGHISOARA
25
N.S.Spr. ±0.00(375.043)
5x1.75=8.75
18.00/2
-1.92
16.00/2
-2.92
16.00/2
1:1
6.43
5.00
1.00
5.00
1.00
94
-7.00 (368,043)
-8.50
-10.00

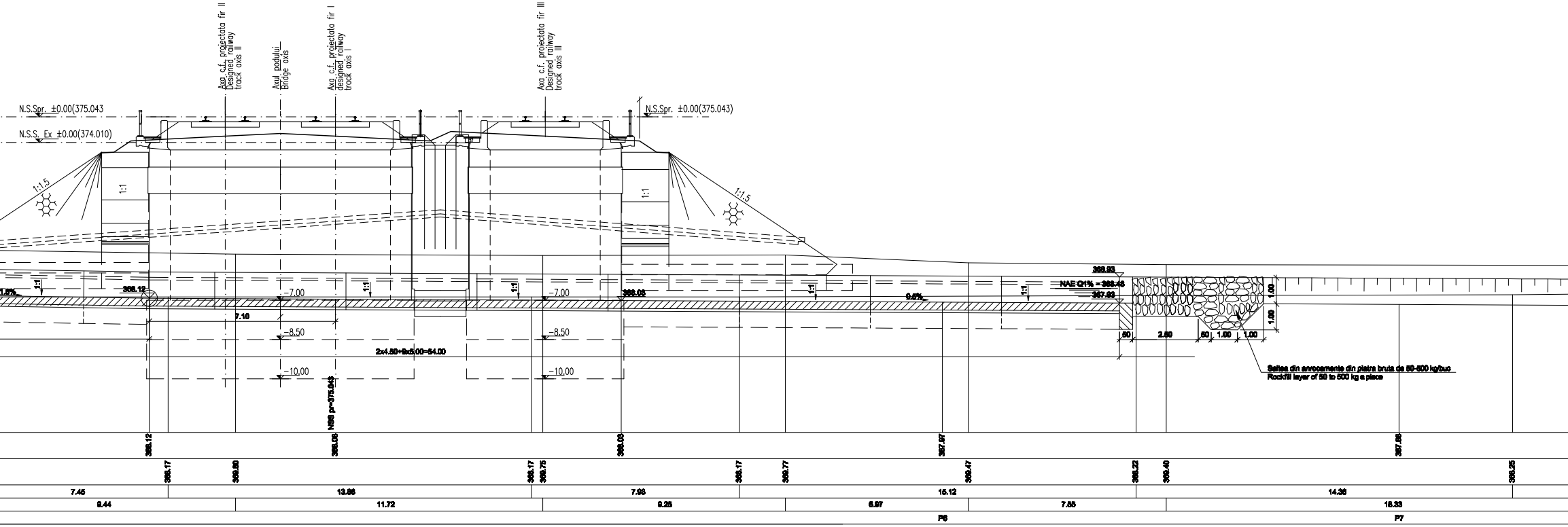
Axa c.f. proiectata fir II
Designed railway track axis II
Axul podului
Bridge axis
Axa c.f. proiectata fir I
designed railway track axis I
Axa c.f. proiectata fir III
Designed railway track axis III
N.S.Spr. ±0.00(375.043)
N.S.S. Ex ±0.00(374.010)
N.S.Spr. ±0.00(375.043)
1:1.5
1:1
1:1
1:1.5
1.5%
1:1
368.12
-7.00
1:1
1:1
-7.00
368.03
1:1
0.5%
1:1
369.93
NAE Q1% = 368.48
367.93
1.00
1.00
7.10
-8.50
-8.50
2x4.50+9x5.00=54.00
-10.00
-10.00
NSS pr=375.043
.50
2.50
.50
1.00
1.00
Saltea din anrocamente din piatra bruta de 50-500 kg/buc
Rockfill layer of 50 to 500 kg a piece
368.12
368.08
368.03
367.97
367.88
368.17
369.50
368.17
369.75
368.17
369.77
369.47
368.22
369.40
368.25
7.45
13.86
7.93
15.12
14.38
9.44
11.72
9.25
6.97
7.55
18.33
P6
P7

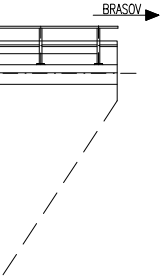

SECŢIUNE TRANSVERSALĂ PROTECŢIE MALURI ŞI ALBIE AMONTE ŞI AVAL
PROTECTION AND RIVERBED CROSS SECTION UPSTREAM AND DOWNSTREAM BANKS

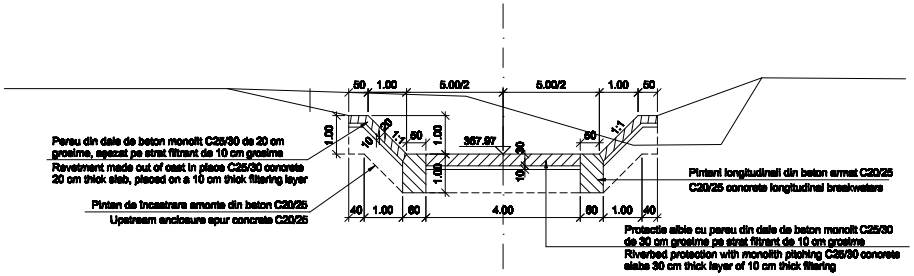
50
1.00
5.00/2
5.00/2
1.00
50
1.00
20
10
1:1
50
1.00
367.97
30
10
1.00
50
1:1
40
1.00
60
4.00
60
1.00
40

Pereu din dale de beton monolit C25/30 de 20 cm grosime, aşezat pe strat filtrant de 10 cm grosime
Revetment made out of cast in place C25/30 concrete 20 cm thick slab, placed on a 10 cm thick filtering layer

Pintan de încastrare amonte din beton C20/25
Upstream enclosure spur concrete C20/25

Pintani longitudinali din beton armat C20/25
C20/25 concrete longitudinal breakwaters

Protectie albie cu pereu din dale de beton monolit C25/30 de 30 cm grosime pe strat filtrant de 10 cm grosime
Riverbed protection with monolith pitching C25/30 concrete slabs 30 cm thick layer of 10 cm thick filtering

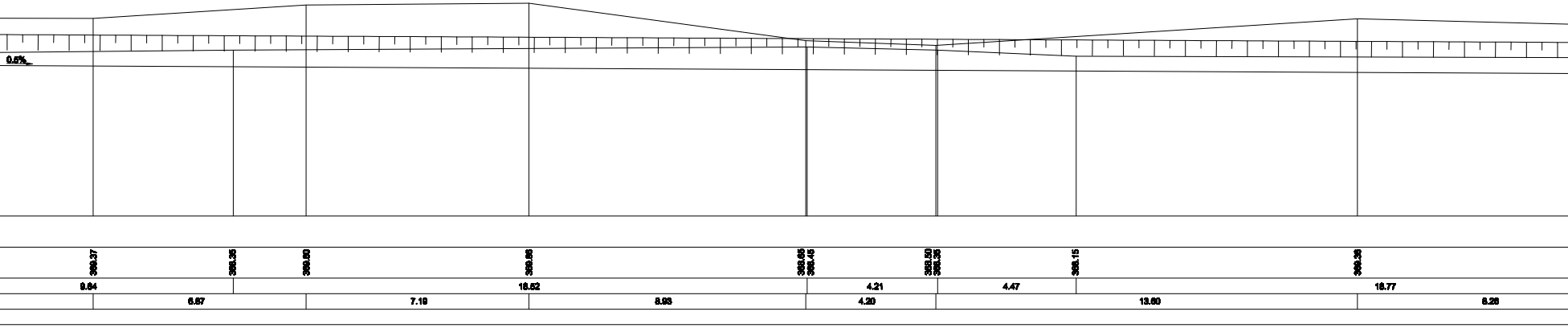
0.5%
369.37
368.35
369.80
369.86
368.65
368.45
368.50
368.35
368.15
369.36
9.64
18.52
4.21
4.47
18.77
6.67
7.19
8.93
4.20
13.60
8.26

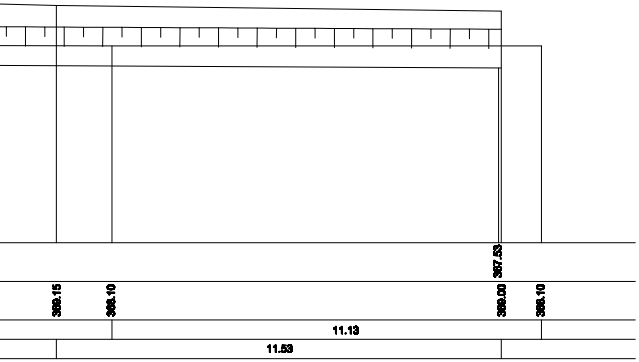
367.53
368.15
368.10
368.00
368.10
11.13
11.53

D					
C					
B					
A	11.2011	Revizia A	Popescu Anca Raluca		
Indice Index	Data Date	Modificare Modification/Revision	Proiectant Designer	Aprobat Consultant Approved Consultant	Aprobat CFR Approved CFR

GUVERNUL ROMANIEI
ROMANIAN GOVERNMENT

PROIECT FINANTAT DE UNIUNEA EUROPEANA
EUROPEAN UNION FINANCED PROJECT

CFR

C.N.C.F. "C.F.R." - S.A.

CLIENT / CLIENT

ITALFERR
GRUPPO FERROVIE DELLO STATO
Joint Venture leader

Scott Wilson

OBERMEYER
PLANEN + BERATEN GmbH

TECNIC
Consulting Engineers

CONSULTANT / CONSULTANT			Data Date	Semnătură Signature
Aprobat Approved	Şef proiect Project manager	R. Liuzza		
Aprobat Approved	Coordonator Secţiune 1 Section 1 Coordinator	C. Gambelli		
Verificat Checked	Expert Cheie Checking Expert	V. Kallidromitis		

SUBCONTRACTANT / SUBCONTRACTOR

AREX COMPANY

Aprobat Approved	Responsabil Subconsultant Subconsultant Responsible	A. Dinulescu Stanciu		
Intocmit Elaborated	Proiectant Designer	Popescu Anca-Raluca	04.11.2011	

Reabilitarea liniei **de cale ferata** Brasov – Simeria, parte componentă a
coridorului IV Pan European, pentru circulaţia trenurilor cu viteza
maximă de 160 km/h, **Tronsonul : Braşov - Sighişoara**
Rehabilitation of the railway line Braşov – Simeria, component Part of
the IV-Pan-European Corridor, for the trains circulation with maximum
speed of 160 km/h, **Section : Braşov - Sighişoara**

Proiect/Project
2004/RO/16/P/PA/003

Faza / Phase:
P.Th. / P.Th

Denumire desen / Drawing Title :

INTERVAL ARCHITA-VÂNĂTORI / ARCHITA-VÂNĂTORI SECTION
PROTECTIE POD C.F. KM. 270+362.572
DETALII DE EXECUŢIE
270+362.572 KM RAILWAY BRIDGE PROTECTION
DETAILS FOR EXECUTION

Codificare / Codification System	Scara / Scale 1:100	**LOT / LOT**	Nr. / No 01 / 01

E A 5 1 0 1 E 1 6 B A A P 0 2 1 3 0 0 3 1

420x3155