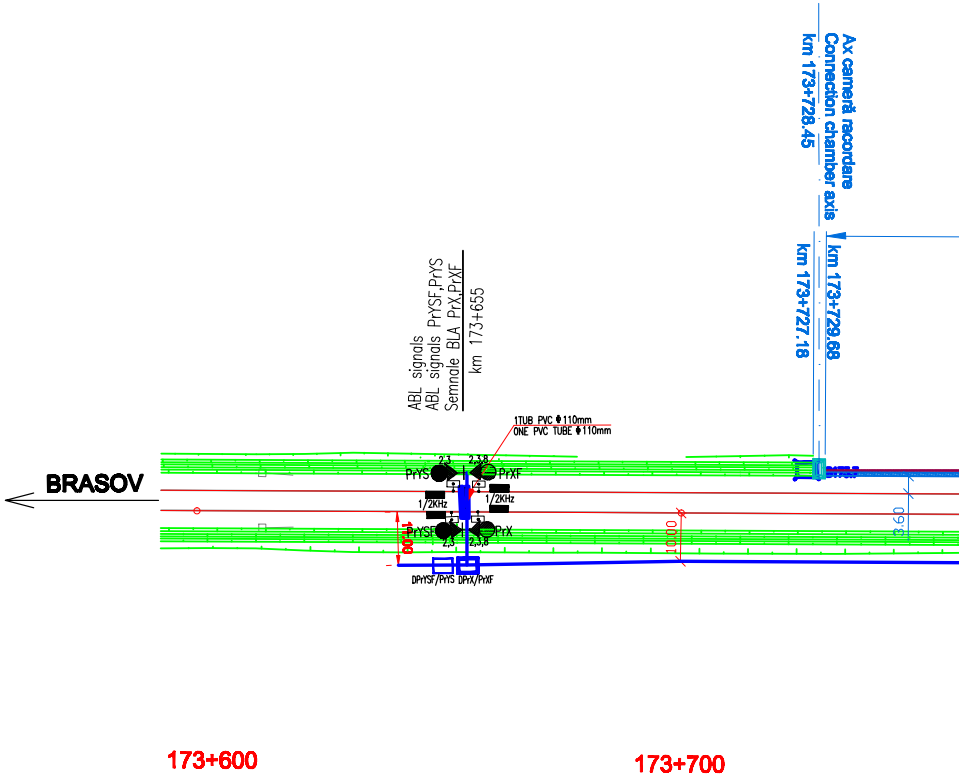
Ax cameră racordare
Connection chamber axis
km 173+728.45
km 173+729.68
km 173+727.18
ABL signals
ABL signals PrYSF,PrYS
Semnale BLA PrX,PrXF
km 173+655
1TUB PVC Φ110mm
ONE PVC TUBE Φ110mm
BRASOV
PrYS
PrXF
PrYSF
PrX
2,3
2,3,8
1/2KHz
10.00
3.60
DPrYSF/PrYS
DPrX/PrXF
173+600
173+700

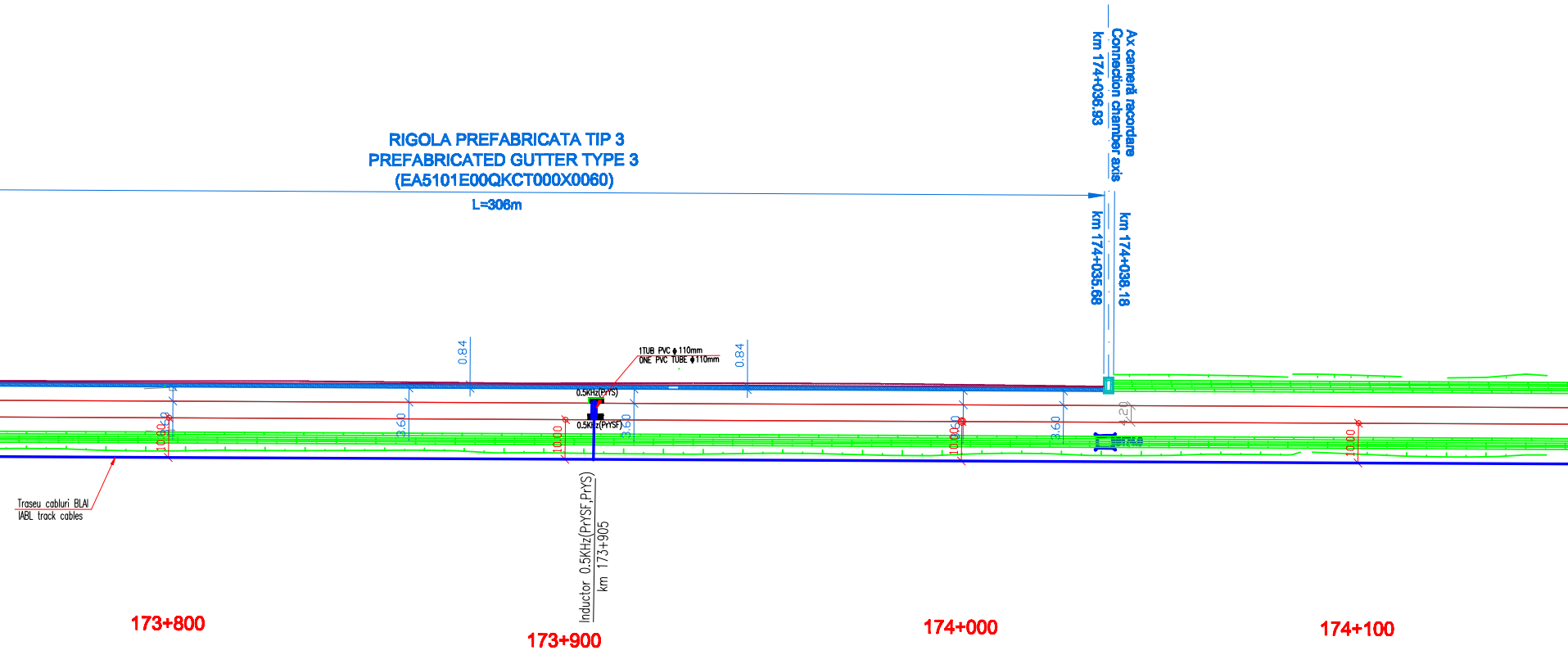

RIGOLA PREFABRICATA TIP 3
PREFABRICATED GUTTER TYPE 3
(EA5101E00QKCT000X0060)
L=306m
Ax cameră racordare
Connection chamber axis
km 174+036.93
km 174+035.68
km 174+038.18
0.84
0.84
1TUB PVC ϕ 110mm
ONE PVC TUBE ϕ 110mm
0.5KHz(PrYS)
0.5KHz(PrYSF)
3.60
3.60
3.60
3.60
10.00
10.00
10.00
10.00
4.20
Traseu cabluri BLAI
IABL track cables
Inductor 0.5KHz(PrYSF,PrYS)
km 173+905
173+800
173+900
174+000
174+100

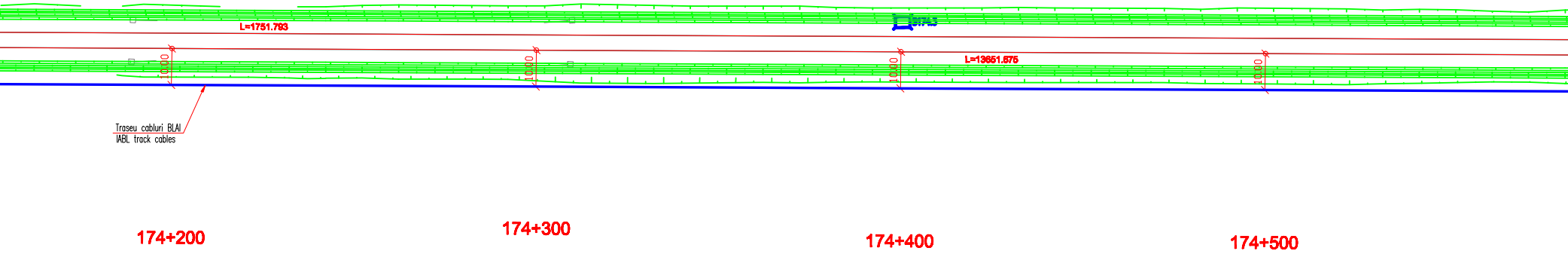
L=1751.793
L=13651.875
10.00
10.00
10.00
10.00
Traseu cabluri BLAI
IABL track cables
174+200
174+300
174+400
174+500

LEGENDA LEGEND

Simbol pentru semnal BLA
Symbol for ABL signal

3
8
Simbol pentru indicator de viteza
Symbol for speed indicator

Semnal avertizare rutiera cu sau fara bariera
Warning signal on the level crossing with or without barriers

Semnal repetitor
Repeater signal for ABL

Semnal de avarie la trecere la nivel
Level crossing damage signal

0.5Khz
Inductor cale 500Hz
INDUSI beacon

1/2Khz
Inductor cale 1000/2000Hz
INDUSI beacon

Bobine de jonctă
Joint coils

Cablu BLA proiectat in sapatura
Projected ABL cable in ditch

Cablu BLA proiectat in tuburi PVC
Projected ABL cable in PVC pipes

Cablu BLA proiectat in canal
Projected ABL cable in duct

Bobina de joanta–cap alimentare
Impedance bond–supply end

Bobina de joanta–cap receptie
Impedance bond–receiving end

Joante izolante
Insulated joints

Dulap semnal
Signal cabin

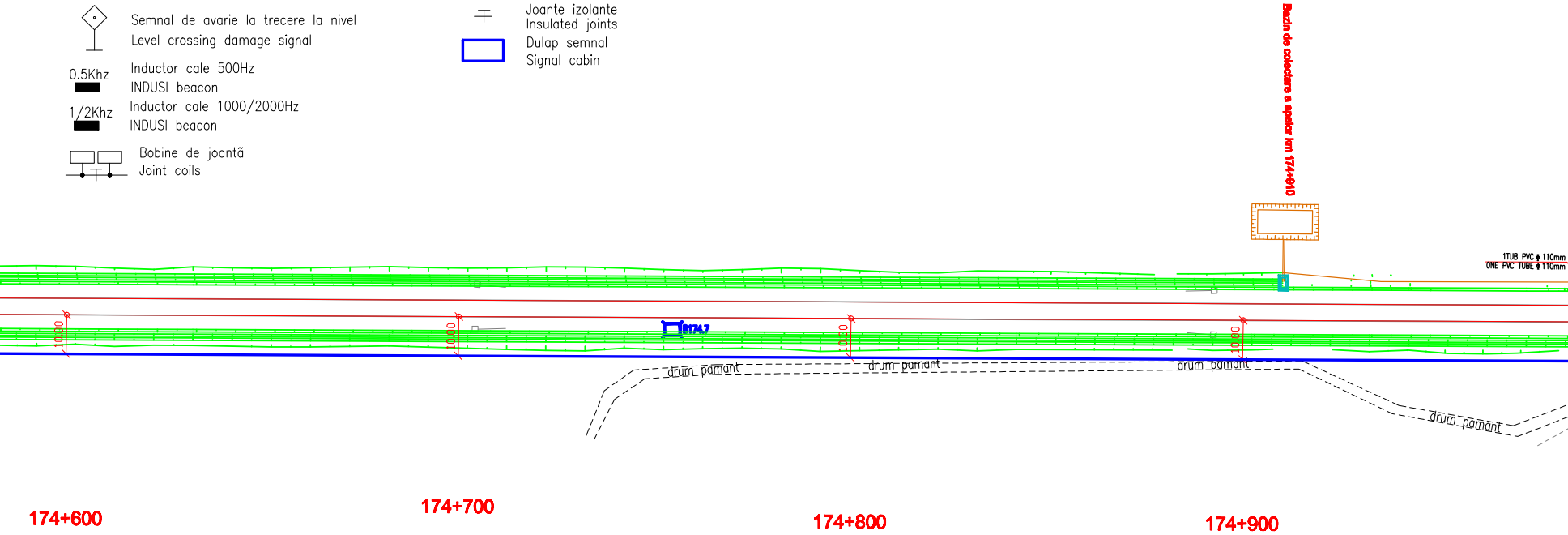
Bazin de colectare a apelor km 174+910
1TUB PVC ϕ 110mm
ONE PVC TUBE ϕ 110mm
B174.7
10.00
10.00
10.00
10.00
drum pamant
drum pamant
drum pamant
drum pamant
174+600
174+700
174+800
174+900

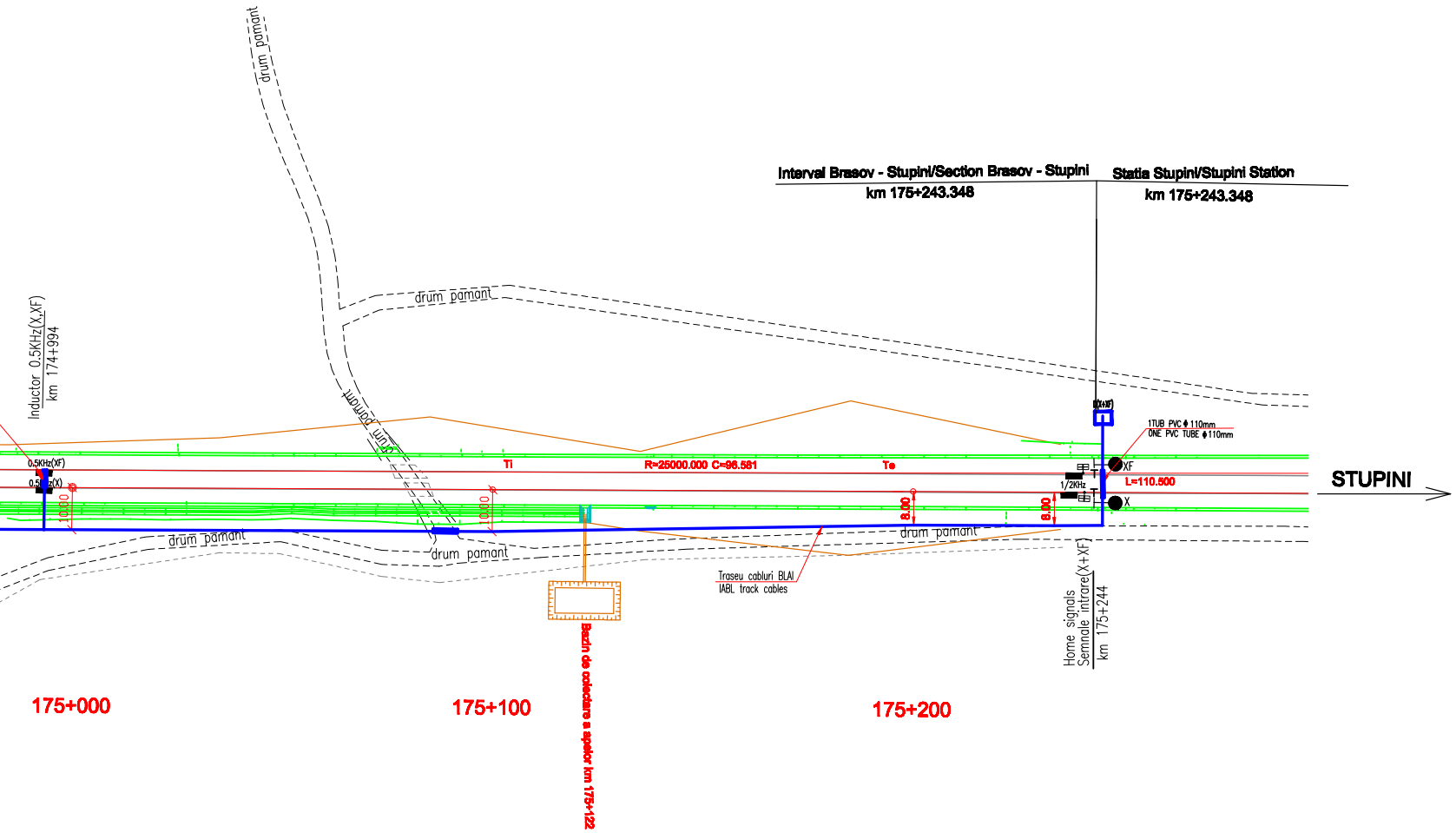
drum pamant
Interval Brasov - Stupini/Section Brasov - Stupini
km 175+243.348
Statia Stupini/Stupini Station
km 175+243.348
Inductor 0.5KHz(X,XF)
km 174+994
0.5KHz(XF)
0.5KHz(X)
10.00
Ti
R=25000.000 C=96.581
Te
8.00
1/2KHz
XF
X
L=110.500
1TUB PVC ϕ 110mm
ONE PVC TUBE ϕ 110mm
(X+XF)
STUPINI
Traseu cabluri BLAI
IABL track cables
Bazin de colectare a apelor km 175+122
Home signals
Semnale intrare(X+XF)
km 175+244
175+000
175+100
175+200

D				
C				
B				
A				
Indice Index	Data Date	Modificare Modification/Revision	Proiectant Designer	Aprobat Approved

GUVERNUL ROMANIEI
ROMANIAN GOVERNMENT

PROIECT FINANŢAT DE UNIUNEA E
EUROPEAN UNION FINANCED P

C.N.C.F.

CLIENT / CLIENT

ITALFERR
GRUPPO FERROVIE DELLO STATO
Joint Venture leader

Scott Wilson

OBERMEYE
PLANEN + BERATEN Gm

CONSULTANT / CONSULTANT

Aprobat Approved	Şef proiect Project manager	R. Liuzza
Aprobat Approved	Coordonator Secţiune 1 Section 1 Coordinator	C. Gambelli
Verificat Checked	Expert Cheie Key Expert	P. Amodio

SUBCONTRACTANT / SUBCONTRACTOR

AREX COMPANY

Aprobat Approved	Responsabil Subconsultant Subconsultant Responsible	A. Stanciu - Dinulescu
Întocmit Elaborated	Proiectant Designer	**Marius Holbură**

Reabilitarea liniei de cale ferata Braşov - Simeria, parte componentă a corid
IV Pan European, pentru circulaţia trenurilor cu viteza maximă de 160 km
Tronsonul : Braşov - Sighişoara
Rehabilitation of the railway line Braşov - Simeria, component Part of the IV Pan-Eu
Corridor, for the trains circulation with maximum speed of 160 km/h,
Section : Braşov - Sighişoara

Denumire desen / Drawing Title :

Statia / Station Stupini
Plan de situaţie - Interval Brasov-Stup
Layout - Brasov-Stupini Section
Instalatii BLI / IBL Installations
km 173+573 - km 175+243

Codificare / Codification System

Scara / Scale
1:1000

E A 5 1 0 1 C 0 2 L 7 S E 0 0 2

(2000x297)

Consultant Consultant	Aprobat CFR Approved CFR

UROPEAN Ă
ROJECT

"C.F.R." - S.A.

R
bH

TECNIC
Consulting Engineers

Data Date	Semnătură Signature
12.2011	
12.2011	
12.2011	

12.2011	
12.2011	

dorului
n/h,

ropean

Proiect/Project
2004/RO/16/P/PA/003

Faza / Phase:
P.Th. / T.D.

pini

LOT / LOT	Nr. / No 01 / 01

2 0 0 1 1