LEGENDA

SYMBOLS

PC/D(X+XF)	Post centralizare/Dulap semnal Central post/Signal cabinet
DS1 C7-49	Distribuitor de cabluri Distribution box no 1
CJ-X1	Cutie aparataj pentru semnalul X1 X1 signal connection box
CT-14A/CI-28A M1	Cutie aparataj pentru semnal manevra Shunting signal connection box
CA-2J 01	Cutie aparataj pentru opritor Dead end connection box
0.5 KHz / 1/2 KHz	Inductor indusi 500Hz sau 1000/2000Hz 500Hz or 1000/2000Hz indusi inductor

121.2-12x1,5(1)
- Numarul cablului/Cable no.
- Numar de conductoare/Total number of conductors in cable
- Sectiunea conductorului/Conductor section
- Conductor de rezerva/Spare conductor(s)

D					
C					
B					
A					
Indice Index	Data Date	Modificare Modification/Revision	Proiectant Designer	Aprobat Consultant Approved Consultant	Aprobat CFR Approved CFR

GUVERNUL ROMANIEI
ROMANIAN GOVERNMENT

PROIECT FINANȚAT DE UNIUNEA EUROPEANĂ
EUROPEAN UNION FINANCED PROJECT

CLIENT / CLIENT

CFR

C.N.C.F. "C.F.R." - S.A.

ITALFERR
GRUPPO FERROVIE DELLO STATO
Joint Venture leader

Scott Wilson

OBERMEYER
PLANEN + BERATEN GmbH

TECNIC
Consulting Engineers

CONSULTANT / CONSULTANT

			Data Date	Semnătură Signature
Aprobat Approved	Şef proiect Project manager	R. Liuzza	12.2011	
Aprobat Approved	Coordonator Secțiune 1 Section 1 Coordinator	C. Gambelli	12.2011	
Verificat Checked	Expert Cheie Key Expert	P. Amodio	12.2011	

SUBCONTRACTANT / SUBCONTRACTOR

AREX COMPANY

Aprobat Approved	Responsabil Subconsultant Subconsultant Responsible	A. Stanciu - Dinulescu	12.2011	
Întocmit Elaborated	Proiectant Designer	Angelescu Sergiu	12.2011	

Reabilitarea liniei de cale ferata Braşov - Simeria, parte componentă a coridorului IV Pan European, pentru circulația trenurilor cu viteza maximă de 160 km/h,
Tronsonul : Braşov - Sighişoara
Rehabilitation of the railway line Braşov - Simeria, component Part of the IV Pan-European Corridor, for the trains circulation with maximum speed of 160 km/h,
Section : Braşov - Sighişoara

Proiect/Project
2004/RO/16/P/PA/003

Faza / Phase:
D.E. / D.D.

Denumire desen / Drawing Title :

Statia / Station BOD
Diagrame de cablaj pentru retele cabluri semnale
Cable wiring diagrams for signals

Codificare / Codification System	Scara / Scale Fără / No scale	LOT / LOT	Nr. / No 01 / 10

E A 5 1 | 0 1 | E | 0 5 | B X | S E | 0 0 | 5 | 2 | 0 0 7 | 1

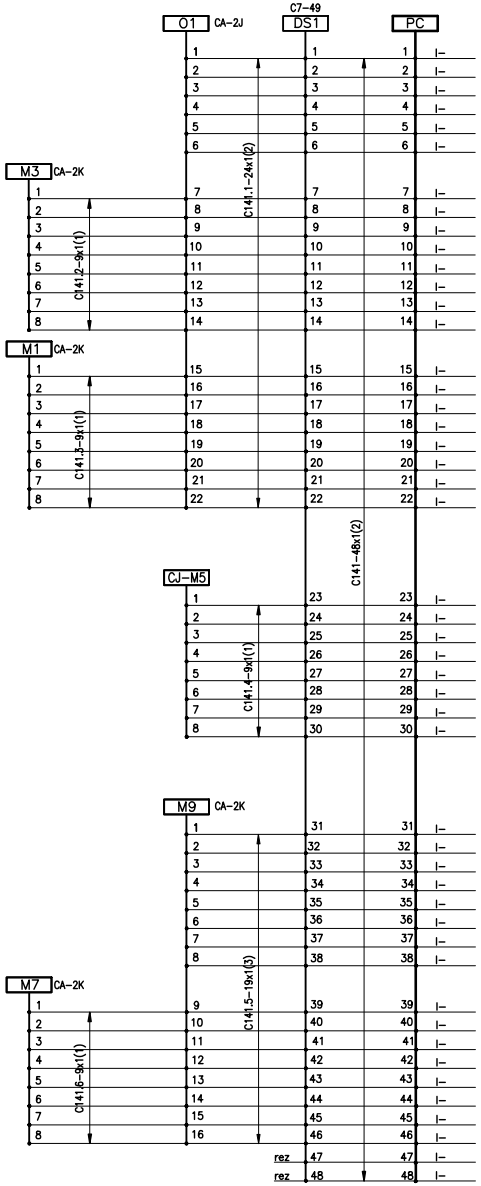

C7-49
01
CA-2J
DS1
PC
M3
CA-2K
M1
CA-2K
CJ-M5
M9
CA-2K
M7
CA-2K
C141.1-24x1(2)
C141.2-9x1(1)
C141.3-9x1(1)
C141-48x1(2)
C141.4-9x1(1)
C141.5-19x1(3)
C141.6-9x1(1)
rez
rez

Cablul 141

Statia: BOD

EA51 01 E 05 BX SE 005 2 007

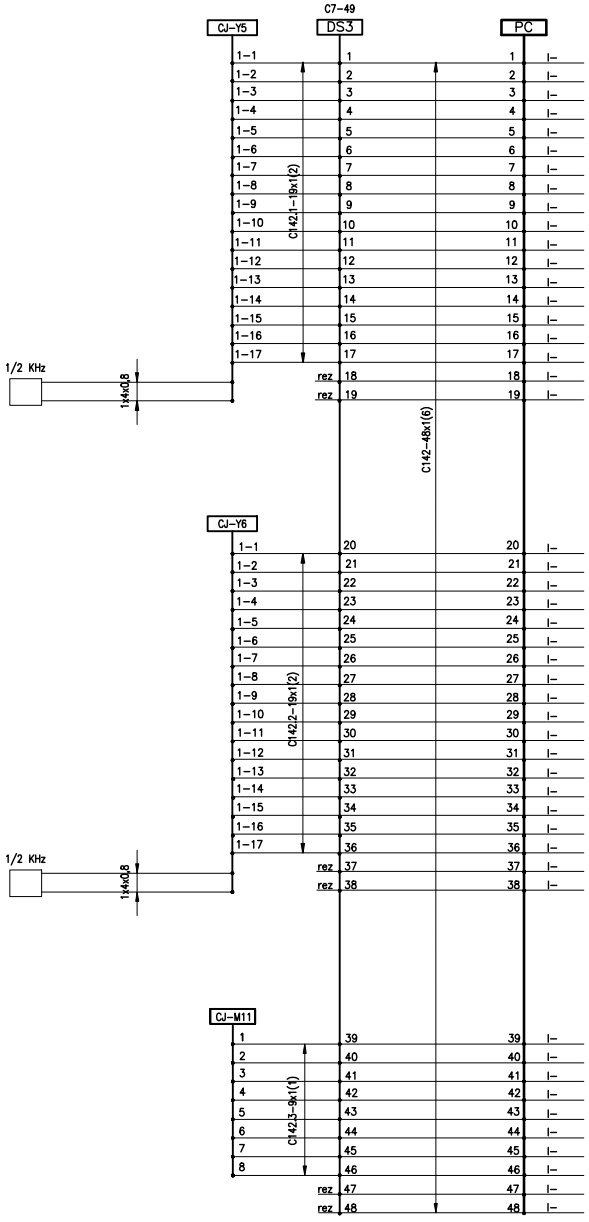
CJ-Y5
C7-49
DS3
PC
1-1
1-2
1-3
1-4
1-5
1-6
1-7
1-8
1-9
1-10
1-11
1-12
1-13
1-14
1-15
1-16
1-17
C142.1-19x1(2)
1/2 KHz
1x4x0,8
rez
C142-48x1(6)
CJ-Y6
C142.2-19x1(2)
CJ-M11
C142.3-9x1(1)
1
2
3
4
5
6
7
8
I–

Cablul 142

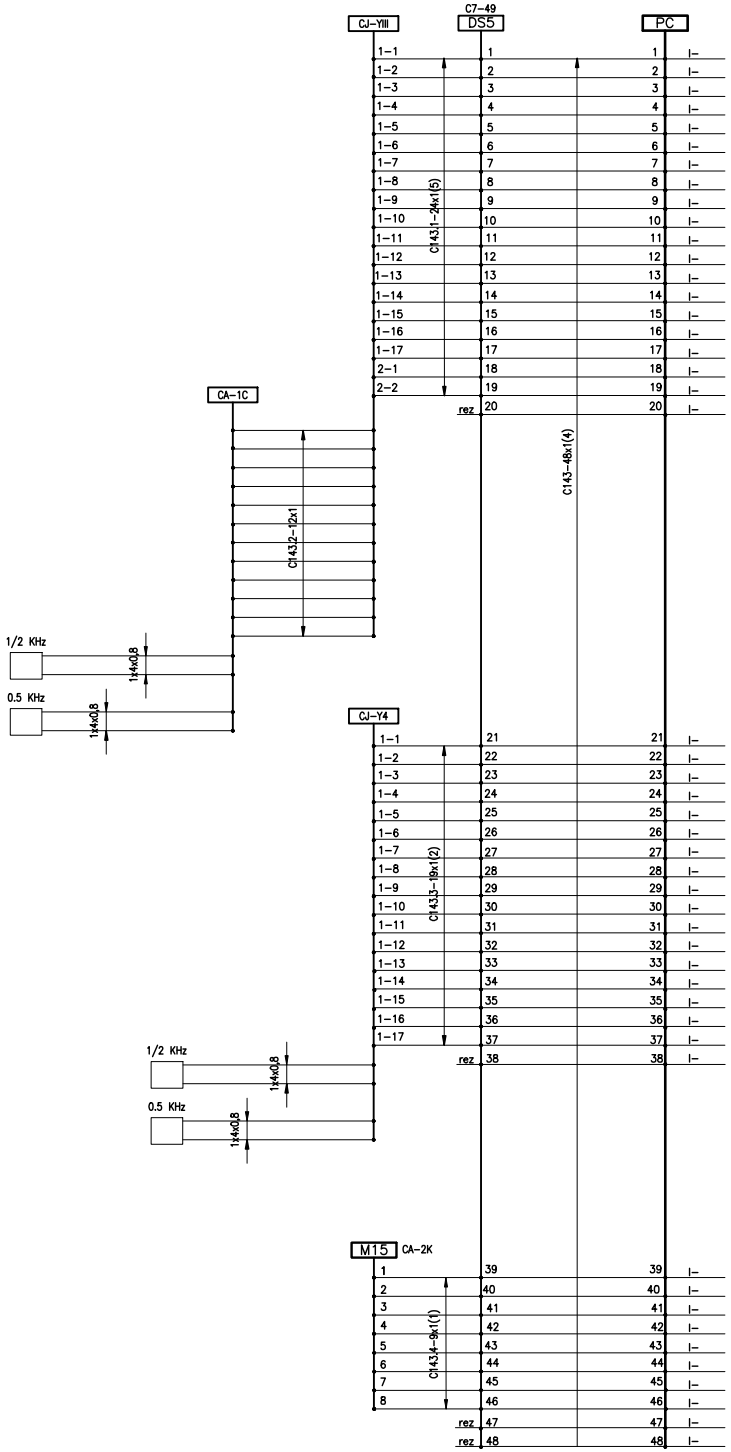
CJ-YIII
C7-49
DS5
PC
1-1
1-2
1-3
1-4
1-5
1-6
1-7
1-8
1-9
1-10
1-11
1-12
1-13
1-14
1-15
1-16
1-17
2-1
2-2
rez
C143.1-24x1(5)
C143-48x1(4)
CA-1C
C143.2-12x1
1/2 KHz
0.5 KHz
1x4x0,8
CJ-Y4
C143.3-19x1(2)
M15
CA-2K
C143.4-9x1(1)
I–

Cablul 143

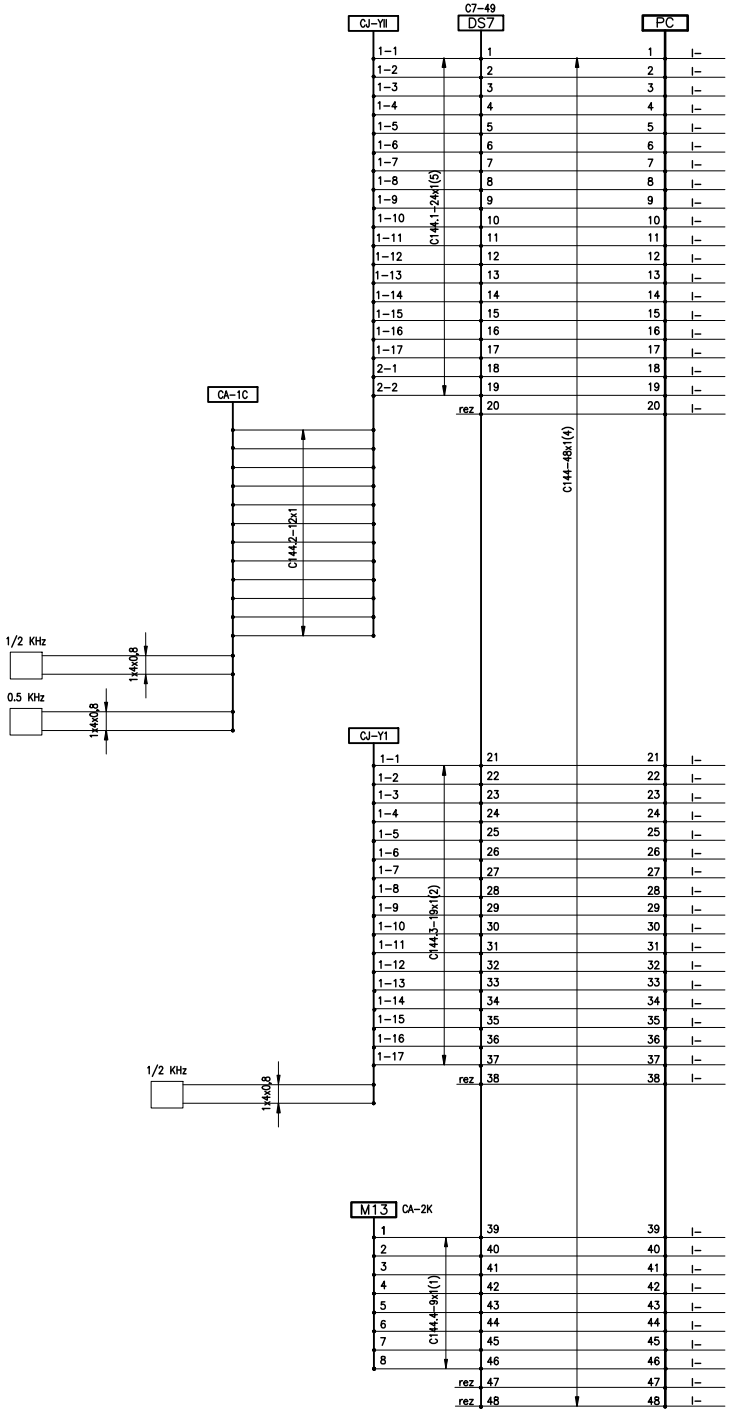
CJ-YII
C7-49
DS7
PC
C144.1-24x1(5)
CA-1C
C144.2-12x1
C144-48x1(4)
1/2 KHz
1x4x0,8
0.5 KHz
1x4x0,8
CJ-Y1
C144.3-19x1(2)
1/2 KHz
1x4x0,8
M13
CA-2K
C144.4-9x1(1)
rez

Cablul 144

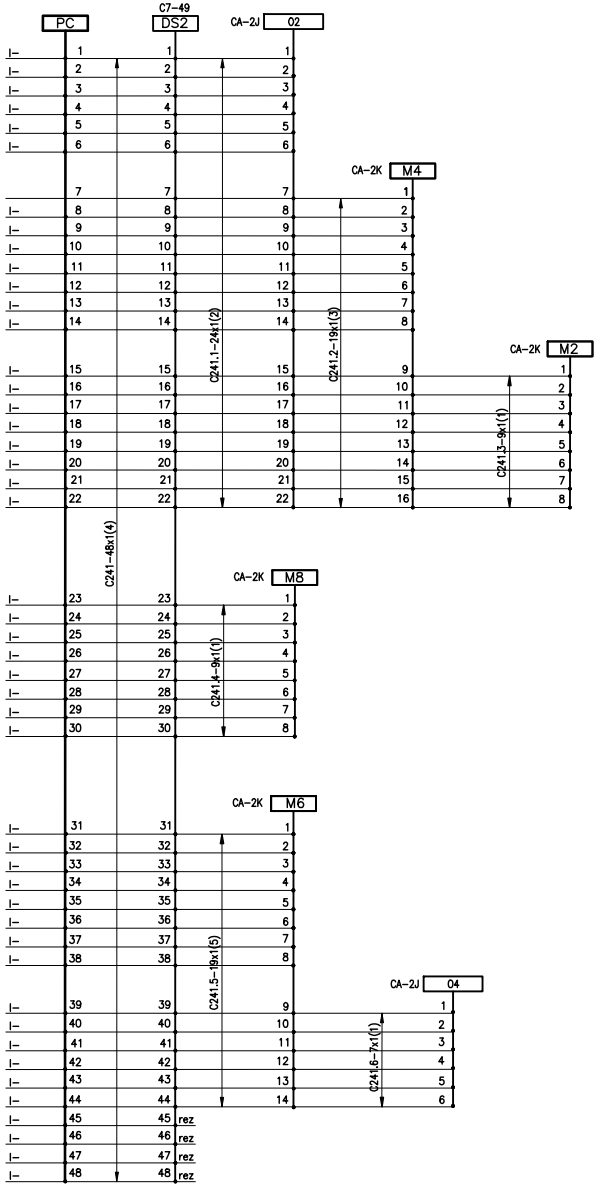
PC
C7-49
DS2
CA-2J
02
CA-2K
M4
C241.1-24x1(2)
C241.2-19x1(3)
CA-2K
M2
C241.3-9x1(1)
C241-48x1(4)
CA-2K
M8
C241.4-9x1(1)
CA-2K
M6
C241.5-19x1(5)
CA-2J
04
C241.6-7x1(1)
rez

Cablul 241

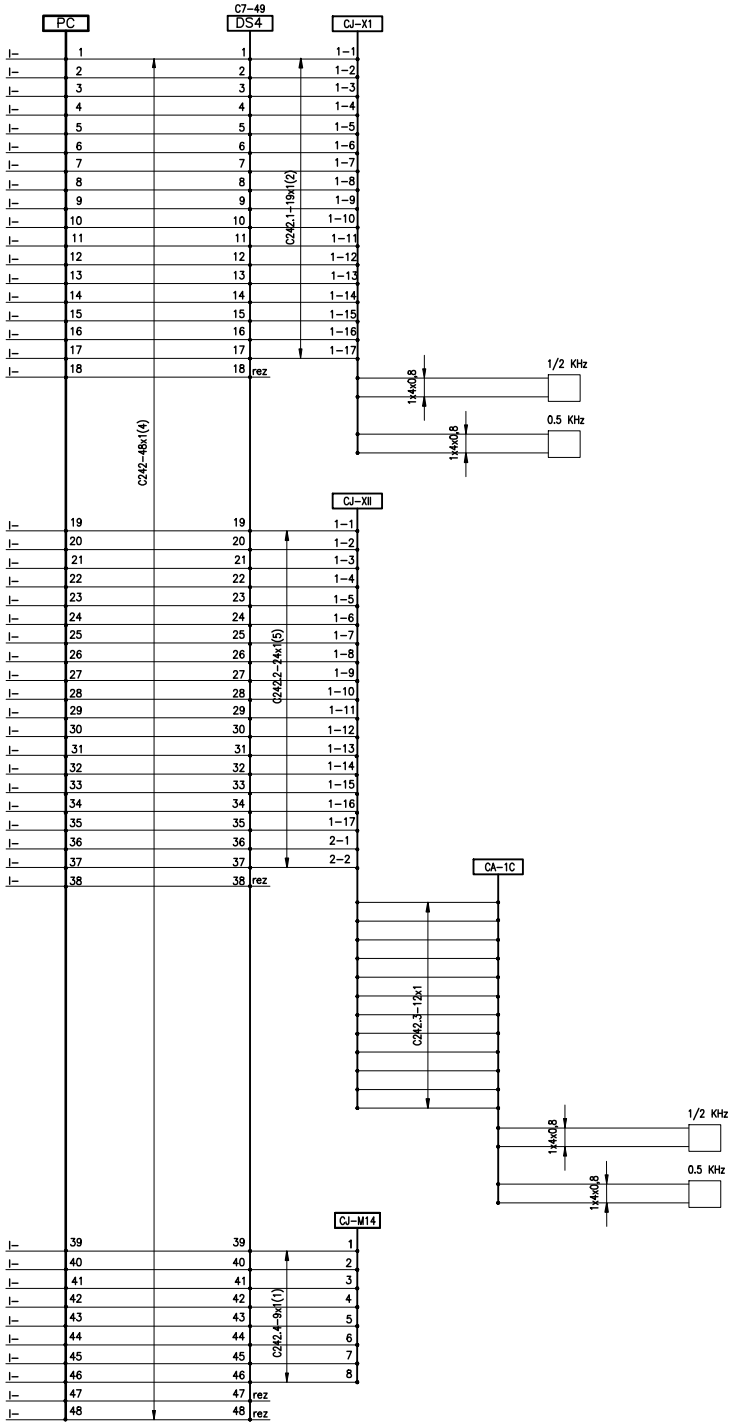
PC
C7-49
DS4
CJ-X1
C242.1-19x1(2)
C242-48x1(4)
1x4x0.8
1/2 KHz
0.5 KHz
rez
CJ-XII
C242.2-24x1(5)
CA-1C
C242.3-12x1
CJ-M14
C242.4-9x1(1)

Cablul 242

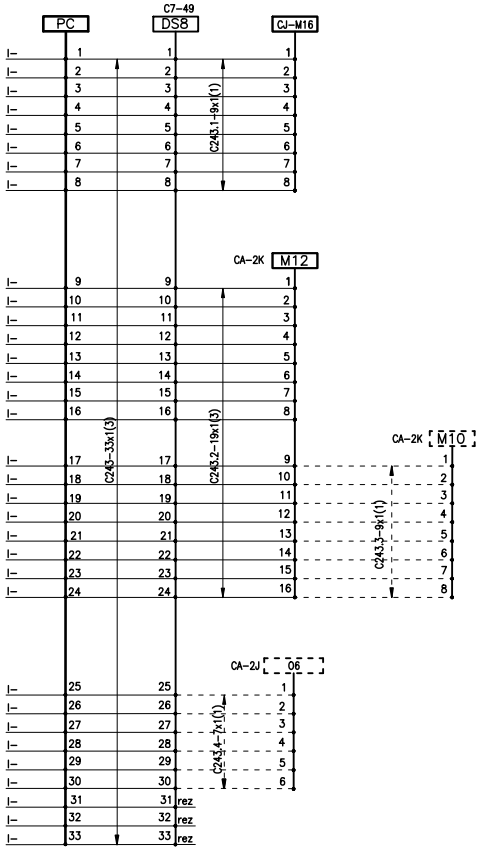
PC
C7-49
DS8
CJ-M16
C243.1-9x1(1)
CA-2K
M12
C243-33x1(3)
C243.2-19x1(3)
CA-2K
M10
C243.3-9x1(1)
CA-2J
06
C243.4-7x1(1)
rez

Cablul 243

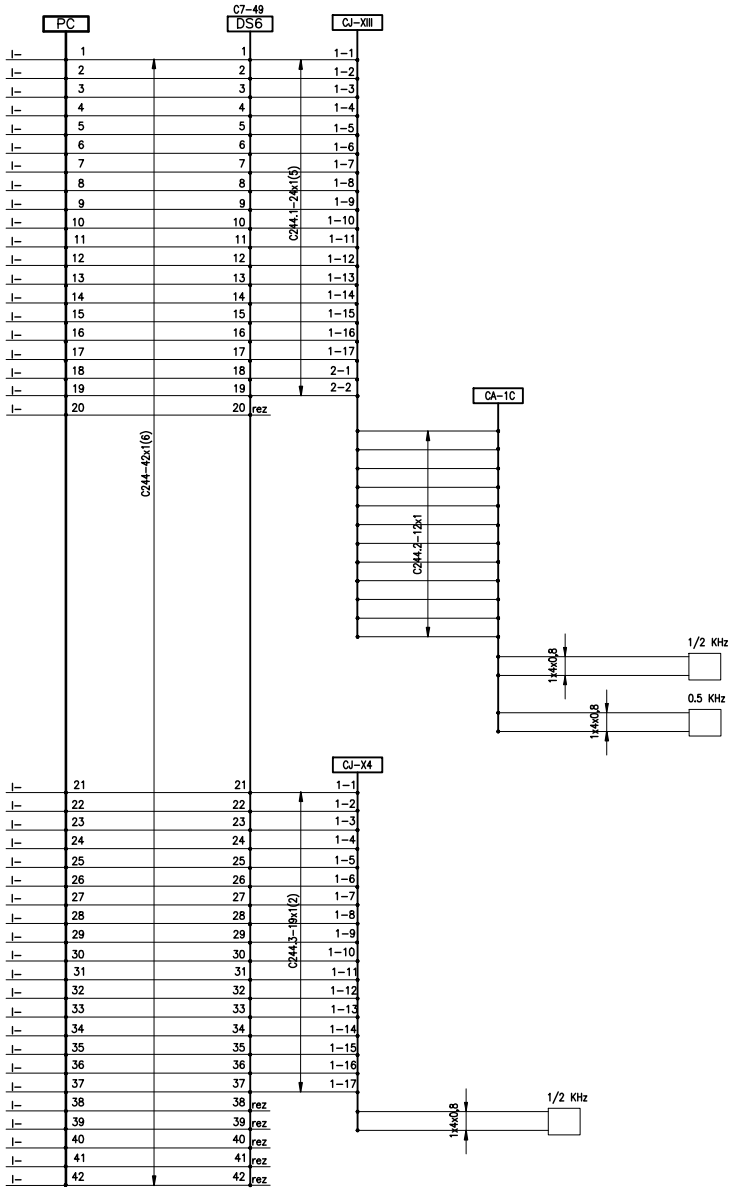
PC
C7-49
DS6
CJ-XIII
1–1 … 1–17, 2–1, 2–2
rez
C244.1–24x1(5)
C244–42x1(6)
CA-1C
C244.2–12x1
1x4x0,8
1/2 KHz
0.5 KHz
CJ-X4
C244.3–19x1(2)
1–1 … 1–17
1 … 42

Cablul 244

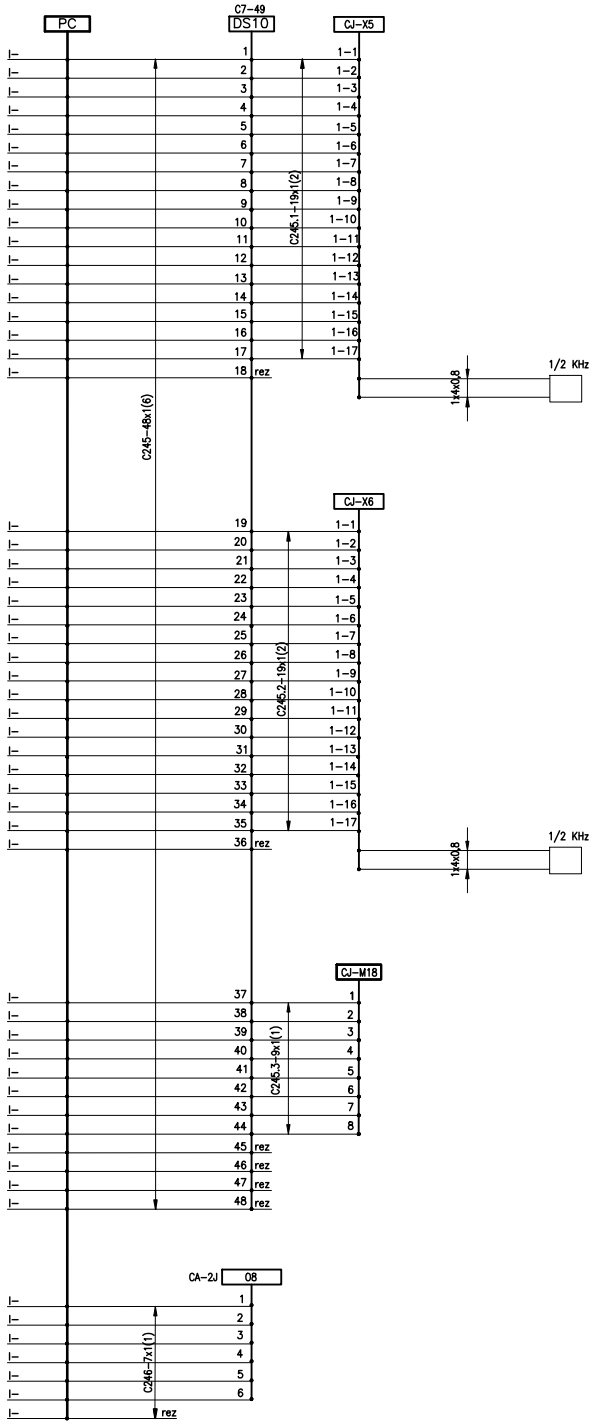
PC
C7-49
DS10
CJ-X5
1–1 … 1–17
C245.1–19x1(2)
rez
1x4x0,8
1/2 KHz
C245–48x1(6)
CJ-X6
C245.2–19x1(2)
1/2 KHz
CJ-M18
C245.3–9x1(1)
1 … 48
CA-2J
08
C246–7x1(1)
rez

Cablurile 245, 246