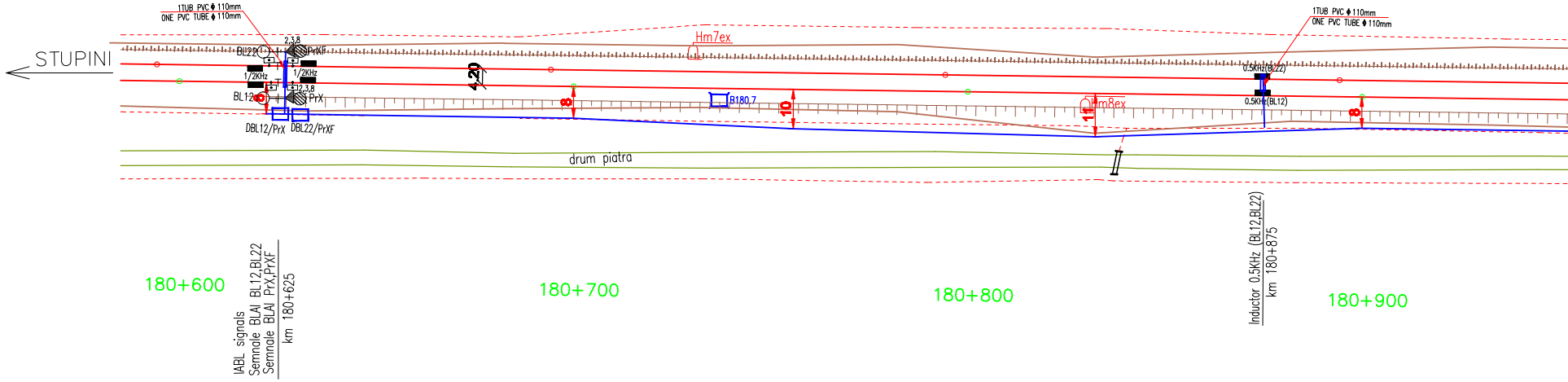
STUPINI
1TUB PVC ϕ 110mm
ONE PVC TUBE ϕ 110mm
2,3,8
BL22
PrXF
1/2KHz
1/2KHz
2,3,8
BL12
PrX
DBL12/PrX
DBL22/PrXF
4,20
8
Hm7ex
B180.7
10
11
Hm8ex
drum piatra
0.5KHz(BL22)
0.5KHz(BL12)
1TUB PVC ϕ 110mm
ONE PVC TUBE ϕ 110mm
8
180+600
IABL signals
Semnale BLAI BL12,BL22
Semnale BLAI PrX,PrXF
km 180+625
180+700
180+800
Inductor 0.5KHz (BL12,BL22)
km 180+875
180+900

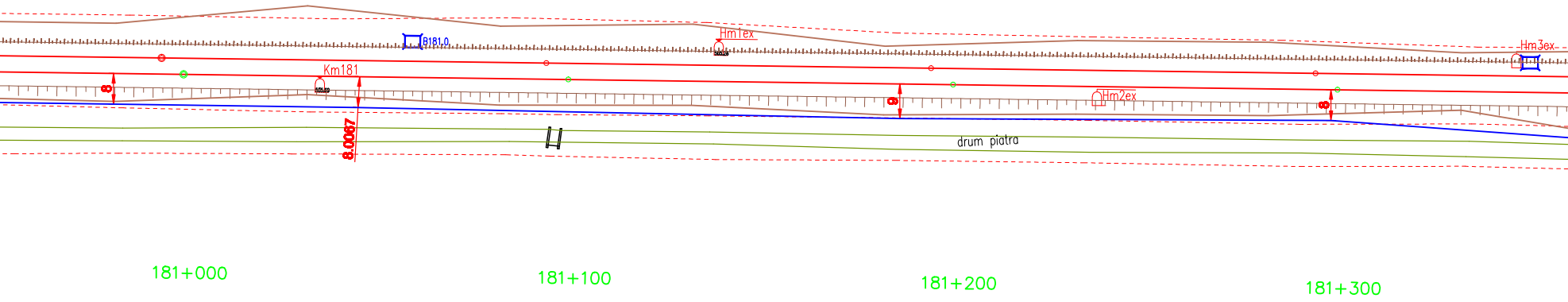
B181.0
Hm1ex
Hm3ex
Km181
8
8.0067
9
Hm2ex
8
drum piatra
181+000
181+100
181+200
181+300

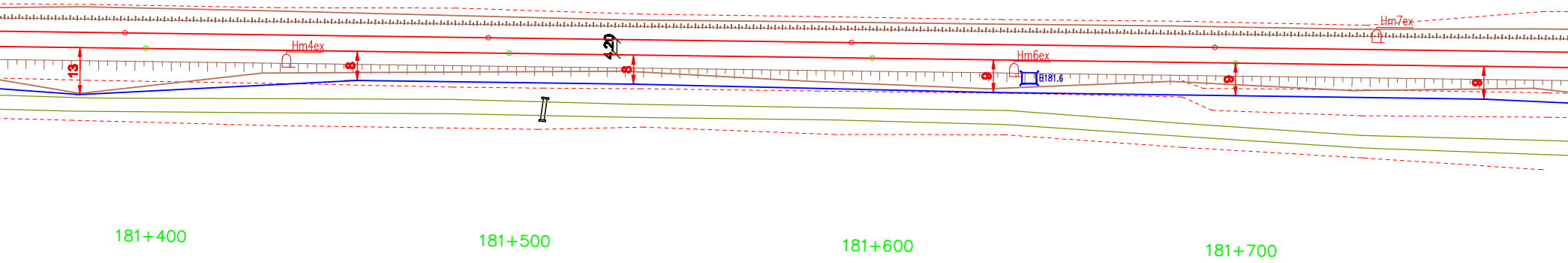
13
Hm4ex
8
42
8
Hm6ex
9
B181.6
8
Hm7ex
9
181+400
181+500
181+600
181+700


Interval Stupini-Bod/Stupini-Bod Section
km 182+118.979
1TUB PVC ϕ 110mm
ONE PVC TUBE ϕ 110mm
0.5KHz(XF)
0.5KHz(X)
4.20
1.1
Hm9ex
B181.9
Ti
R=25000.000
Te
Km182
sant placi beton
1TUB PVC ϕ 110mm
ONE PVC TUBE ϕ 110mm
D(X+XF)
XF
X
1/2KHz
1/2KHz
Hm1ex
4.66
BOD
drum piatra
Inductor 0.5KHz (X,XF)
km 181+865
181+800
181+900
182+000
182+100
Home signal (X+XF)
Semnal intrare (X+XF)
km 182+115

LEGENDA LEGEND

Simbol pentru semnal BLAI
Symbol for IABL signal

Simbol pentru indicator de viteza
Symbol for speed indicator

Semnal avertizare rutiera cu sau fara bariera
Warning signal on the level crossing with or without barriers

Semnal repetitor
Repeater signal for IABL

Semnal de avarie la trecere la nivel
Level crossing damage signal

0.5Khz — Inductor cale 500Hz
INDUSI beacon

1/2Khz — Inductor cale 1000/2000Hz
INDUSI beacon

Bobine de joantă
Joint coils

Cablu BLA proiectat in sapatura
Projected ABL cable in ditch

Cablu BLA proiectat in tuburi PVC
Projected ABL cable in PVC pipes

Cablu BLA proiectat in canal
Projected ABL cable in duct

Bobina de joanta–cap alimentare
Impedance bond–supply end

Bobina de joanta–cap receptie
Impedance bond–receiving end

Joante izolante
Insulated joints

Dulap semnal
Signal cabin

D					
C					
B					
A					
Indice Index	Data Date	Modificare Modification/Revision	Proiectant Designer	Aprobat Consultant Approved Consultant	Aprobat CFR Approved CFR

GUVERNUL ROMANIEI
ROMANIAN GOVERNMENT

PROIECT FINANȚAT DE UNIUNEA EUROPEANĂ
EUROPEAN UNION FINANCED PROJECT

CFR

C.N.C.F. "C.F.R." - S.A.

CLIENT / CLIENT

ITALFERR
GRUPPO FERROVIE DELLO STATO
Joint Venture leader

Scott Wilson

OBERMEYER
PLANEN + BERATEN GmbH

TECNIC
Consulting Engineers

CONSULTANT / CONSULTANT			Data Date	Semnătură Signature
Aprobat Approved	Şef proiect Project manager	R. Liuzza	12.2011	
Aprobat Approved	Coordonator Secțiune 1 Section 1 Coordinator	C. Gambelli	12.2011	
Verificat Checked	Expert Cheie Key Expert	P. Amodio	12.2011	

SUBCONTRACTANT / SUBCONTRACTOR AREX COMPANY

Aprobat Approved	Responsabil Subconsultant Subconsultant Responsible	A. Stanciu - Dinulescu	12.2011	
Întocmit Elaborated	Proiectant Designer	Marius Holbură	12.2011	

Reabilitarea liniei de cale ferata Brașov - Simeria, parte componentă a coridorului IV Pan European, pentru circulația trenurilor cu viteza maximă de 160 km/h,
Tronsonul : Brașov - Sighișoara
Rehabilitation of the railway line Brașov - Simeria, component Part of the IV Pan-European Corridor, for the trains circulation with maximum speed of 160 km/h,
Section : Brașov - Sighișoara

Proiect/Project
2004/RO/16/P/PA/003

Faza / Phase:
P.Th. / T.D.

Denumire desen / Drawing Title :

Statia / Station Bod
Plan de situație - Interval Stupini-Bod
Layout - Stupini-Bod Section
Instalatii BLIA / IABL Installations
km 180+625 - km 182+115

Codificare / Codification System	Scara / Scale 1:1000	LOT / LOT	Nr. / No 01 / 01

E A 5 1	0 1	C	0 4	L 7	S E	0 0	4	2	0 0 1	1

(1900x297)