LEGENDA
SYMBOLS

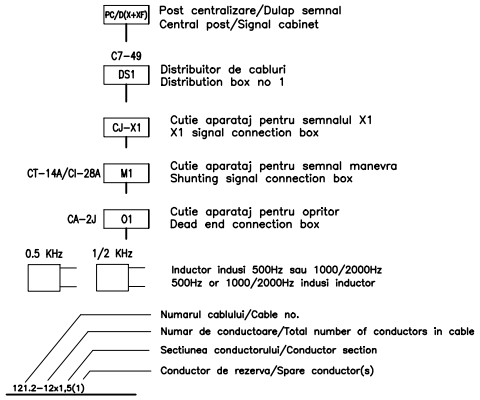
PC/D(X+XF)
C7-49
DS1
CJ-X1
CT-14A/CI-28A
M1
CA-2J
01
0.5 KHz
1/2 KHz
121.2-12x1,5(1)

Simbol / Symbol	Descriere / Description
PC/D(X+XF)	Post centralizare/Dulap semnal Central post/Signal cabinet
DS1	Distribuitor de cabluri Distribution box no 1
CJ-X1	Cutie aparataj pentru semnalul X1 X1 signal connection box
M1	Cutie aparataj pentru semnal manevra Shunting signal connection box
01	Cutie aparataj pentru opritor Dead end connection box
0.5 KHz, 1/2 KHz	Inductor indusi 500Hz sau 1000/2000Hz 500Hz or 1000/2000Hz indusi inductor

121.2-12x1,5(1):
- Numarul cablului/Cable no.
- Numar de conductoare/Total number of conductors in cable
- Sectiunea conductorului/Conductor section
- Conductor de rezerva/Spare conductor(s)

D					
C					
B					
A					
Indice Index	Data Date	Modificare Modification/Revision	Proiectant Designer	Aprobat Consultant Approved Consultant	Aprobat CFR Approved CFR

GUVERNUL ROMANIEI
ROMANIAN GOVERNMENT

PROIECT FINANTAT DE UNIUNEA EUROPEANĂ
EUROPEAN UNION FINANCED PROJECT

CFR

CLIENT / CLIENT

C.N.C.F. "C.F.R." - S.A.

ITALFERR
GRUPPO FERROVIE DELLO STATO
Joint Venture leader

Scott Wilson

OBERMEYER
PLANEN + BERATEN GmbH

TECNIC
Consulting Engineers

CONSULTANT / CONSULTANT			Data Date	Semnătură Signature
Aprobat Approved	Şef proiect Project manager	R. Liuzza	12.2011	
Aprobat Approved	Coordonator Secţiune 1 Section 1 Coordinator	C. Gambelli	12.2011	
Verificat Checked	Expert Cheie Key Expert	P. Amodio	12.2011	

SUBCONTRACTANT / SUBCONTRACTOR AREX COMPANY

Aprobat Approved	Responsabil Subconsultant Subconsultant Responsible	A. Stanciu - Dinulescu	12.2011	
Întocmit Elaborated	Proiectant Designer	Angelescu Sergiu	12.2011	

Reabilitarea liniei de cale ferata Bragov - Simeria, parte componentă a coridorului IV Pan European, pentru circulaţia trenurilor cu viteza maximă de 160 km/h,
Tronsonul : Bragov - Sighişoara
Rehabilitation of the railway line Bragov - Simeria, component Part of the IV Pan-European Corridor, for the trains circulation with maximum speed of 160 km/h,
Section : Bragov - Sighişoara

Proiect/Project
2004/RO/16/P/PA/003

Faza / Phase:
D.E. / D.D.

Denumire desen / Drawing Title :

Statia / Station FELDIOARA
Diagrame de cablaj pentru retele cabluri semnale
Cable wiring diagrams for signals

Codificare / Codification System	Scara / Scale Fără / No scale	LOT / LOT	Nr. / No 01 / 11

E A 5 1 | 0 1 | E | 0 7 | B X | S E | 0 0 | 7 | 2 | 0 0 7 | 1

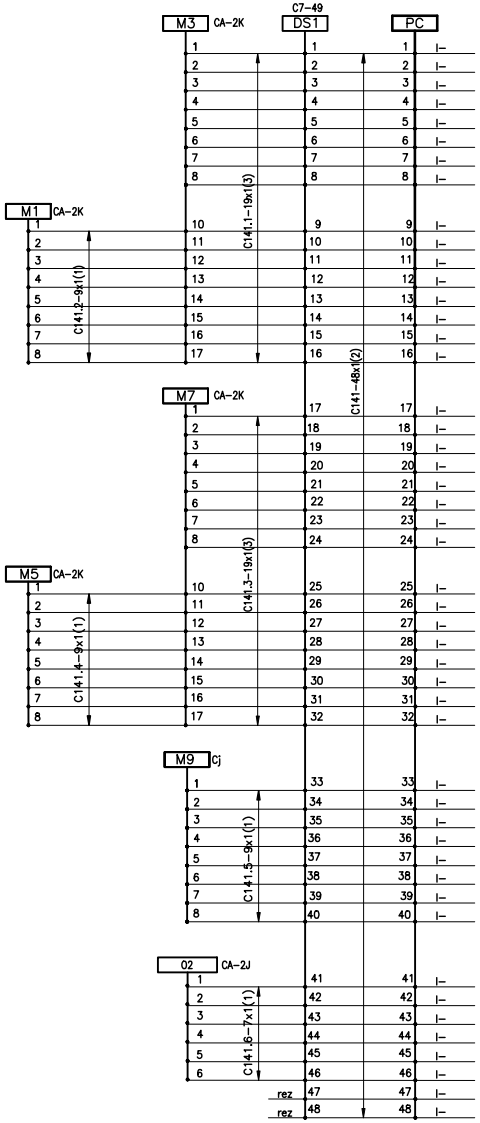
M3 CA-2K
C7-49
DS1
PC
M1 CA-2K
C141.1-19x1(3)
C141.2-9x1(1)
C141-48x1(2)
M7 CA-2K
C141.3-19x1(3)
M5 CA-2K
C141.4-9x1(1)
M9 Cj
C141.5-9x1(1)
02 CA-2J
C141.6-7x1(1)
rez
rez

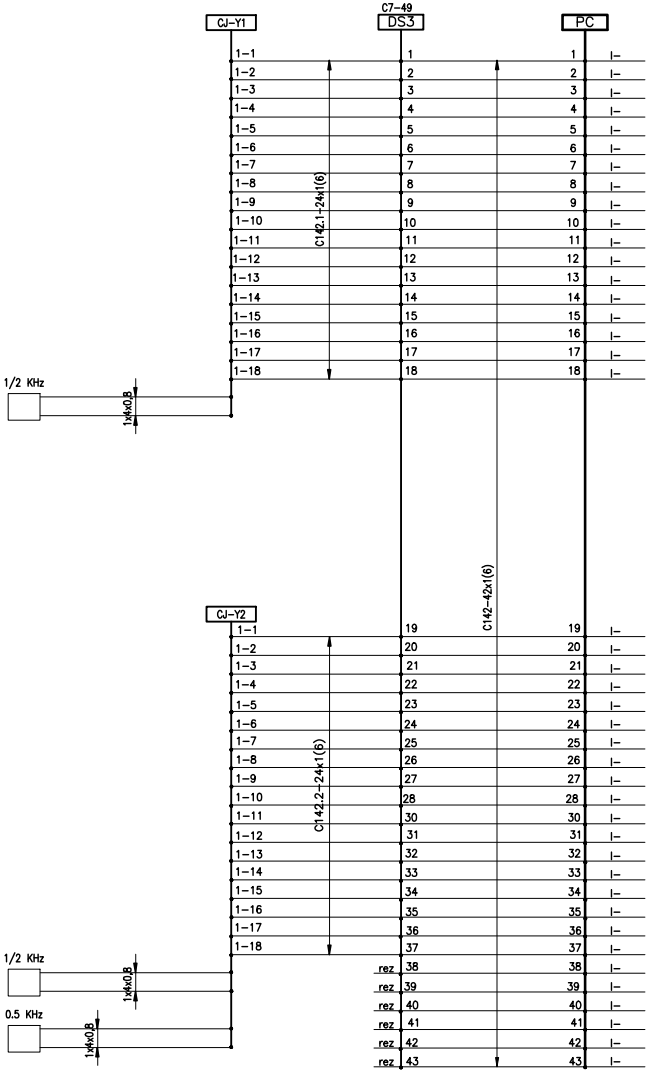
CJ-Y1
C7-49
DS3
PC
C142.1-24x1(6)
1/2 KHz
1x4x0.8
C142-42x1(6)
CJ-Y2
C142.2-24x1(6)
1/2 KHz
1x4x0.8
0.5 KHz
1x4x0.8
rez

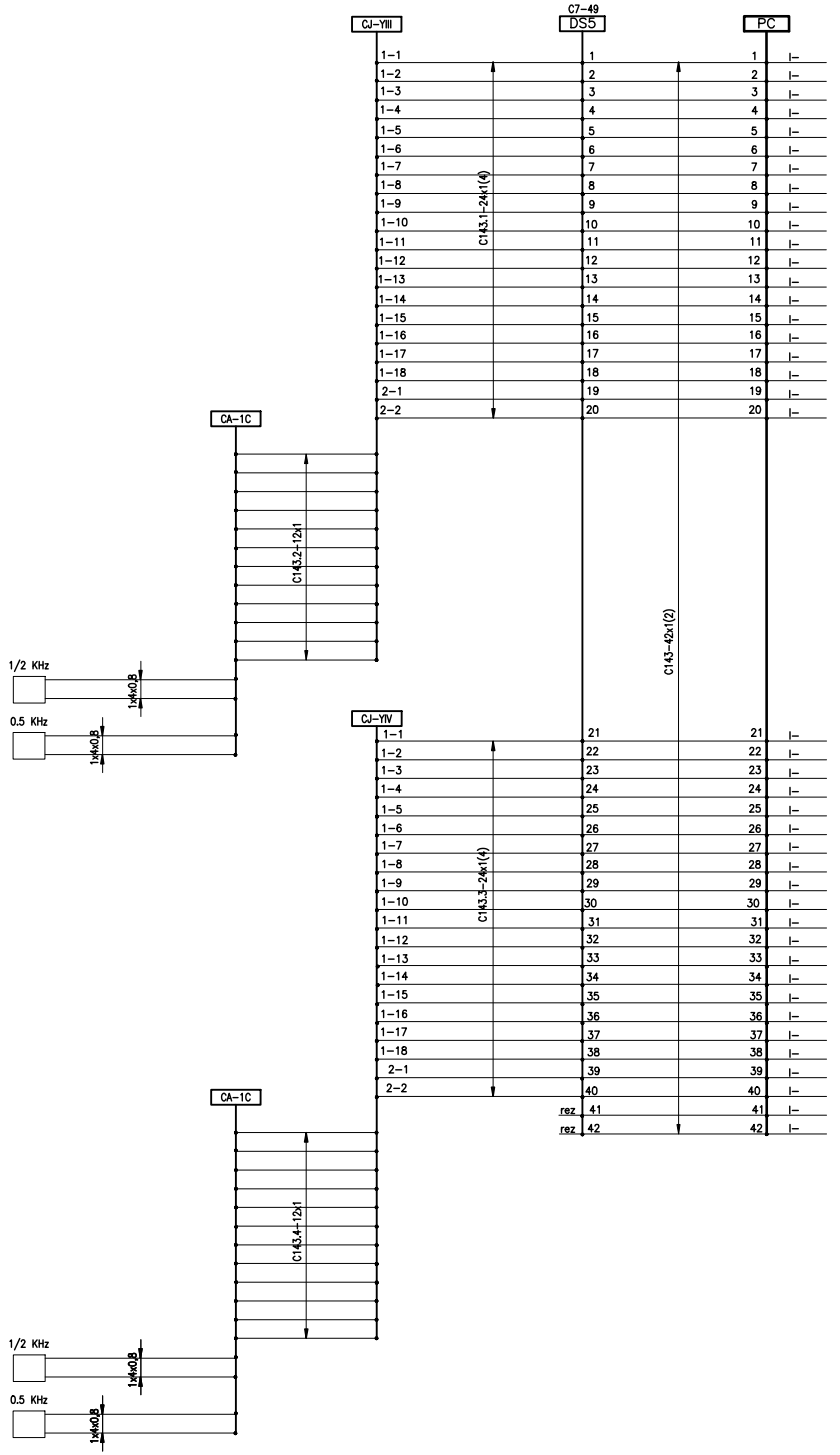
CJ-YIII
C7-49
DS5
PC
C143.1-24x1(4)
CA-1C
C143.2-12x1
C143-42x1(2)
1/2 KHz
0.5 KHz
1x4x0.8
CJ-YIV
C143.3-24x1(4)
rez
C143.4-12x1

FELDIOARA C 143 EA51 01 E 07 BX SE 007 2 007 1 4/11

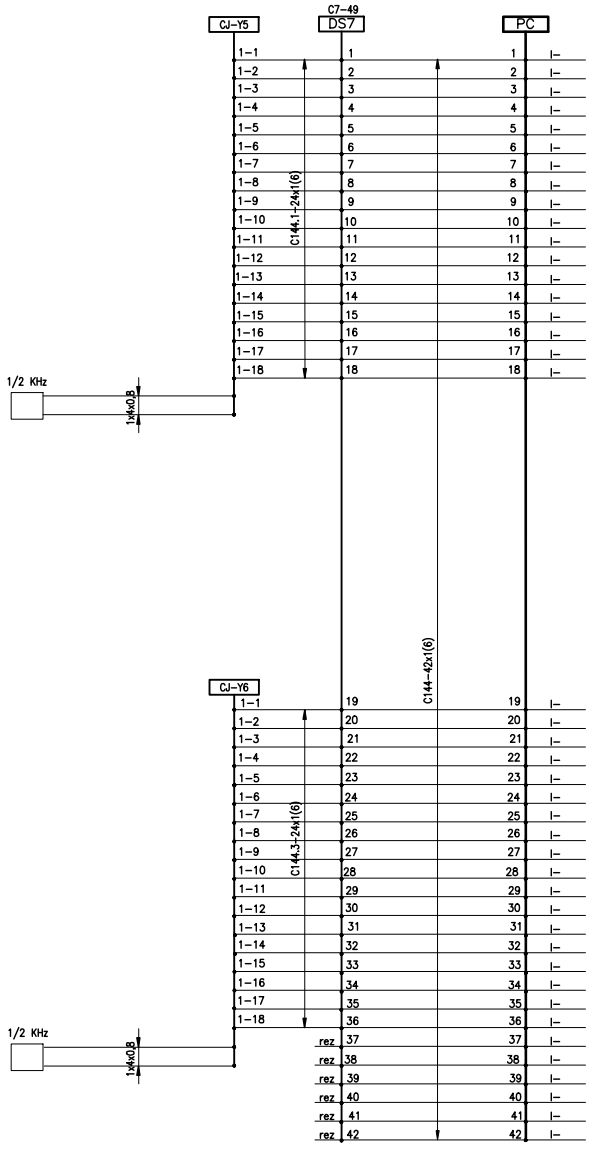
CJ-Y5
C7-49
DS7
PC
C144.1-24x1(6)
1/2 KHz
1x4x0.8
C144-42x1(6)
CJ-Y6
C144.3-24x1(6)
rez

Statia: FELDIOARA C 144 EA51 01 E 07 BX SE 007 2 007 1 5/11

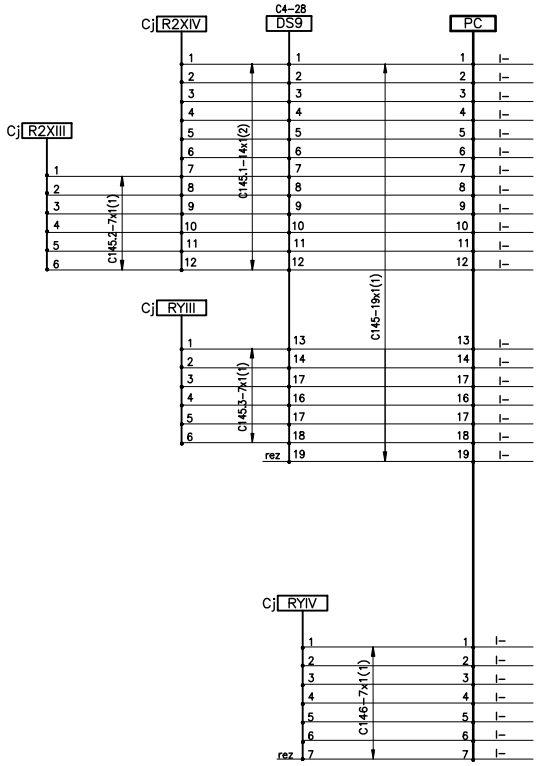
Cj R2XIV
C4-28
DS9
PC
Cj R2XIII
C145.1-14x1(2)
C145.2-7x1(1)
C145-19x1(1)
Cj RYIII
C145.3-7x1(1)
rez
Cj RYIV
C146-7x1(1)
rez

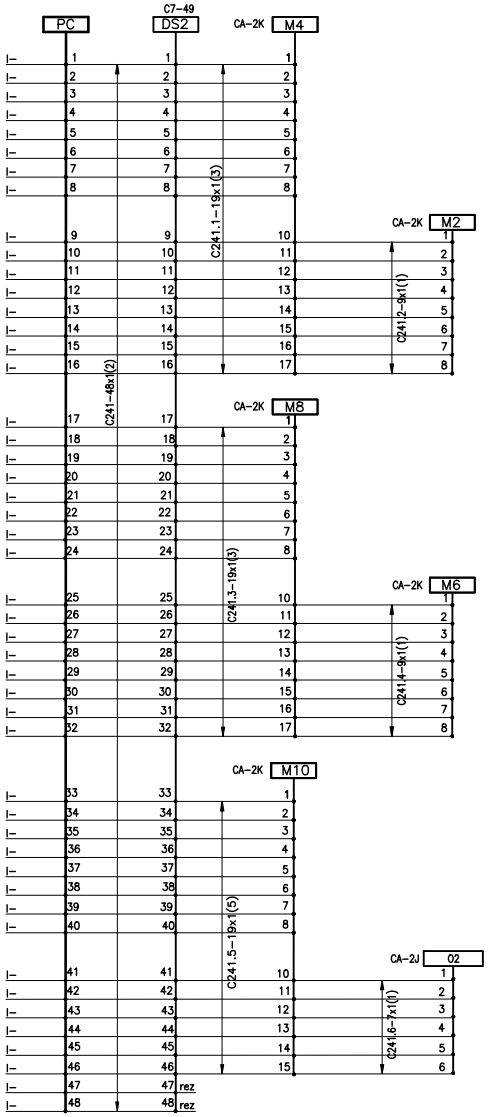
PC
C7-49
DS2
CA-2K M4
C241.1-19x1(3)
CA-2K M2
C241.2-9x1(1)
C241-48x1(2)
CA-2K M8
C241.3-19x1(3)
CA-2K M6
C241.4-9x1(1)
CA-2K M10
C241.5-19x1(5)
CA-2J 02
C241.6-7x1(1)
rez
rez

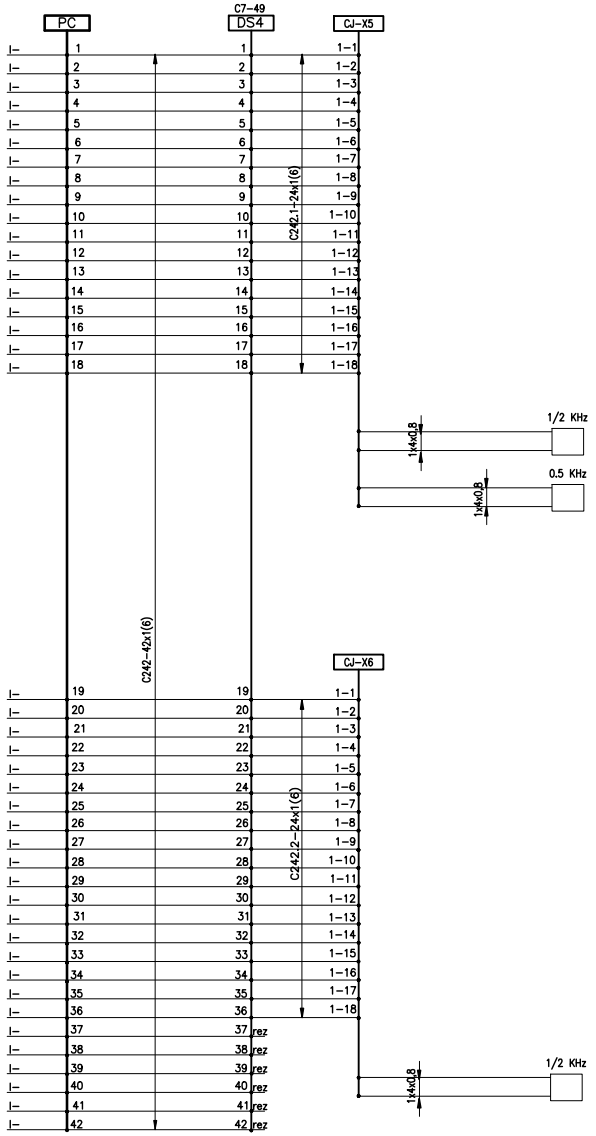
PC
C7-49
DS4
CJ-X5
1–18
1-1 … 1-18
C242.1-24x1(6)
1/2 KHz
0.5 KHz
1x4x0.8
C242-42x1(6)
CJ-X6
19–42
C242.2-24x1(6)
rez
I–

Statia: FELDIOARA C 242 EA51 01 E 07 BX SE 007 2 007 1 8/11

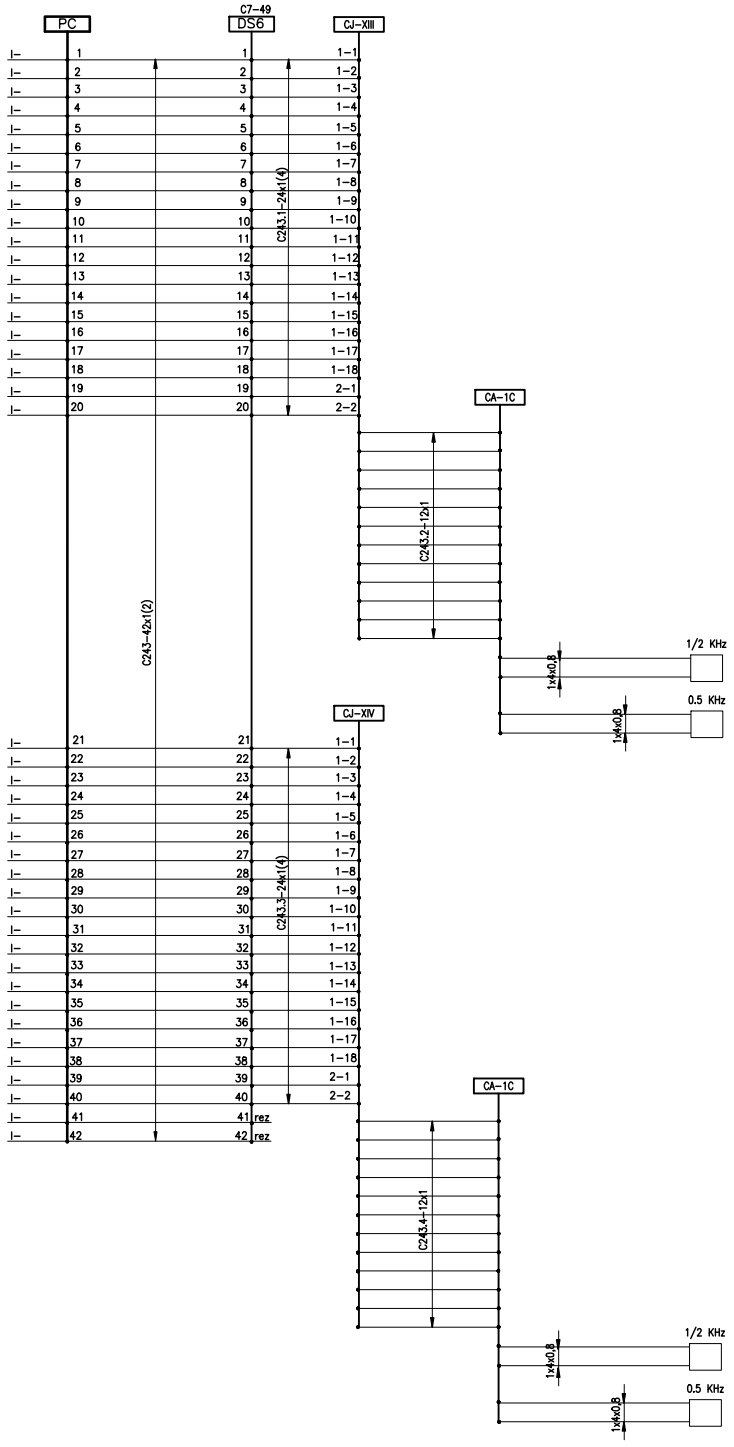
PC
C7-49
DS6
CJ-XIII
1–20
1-1 … 1-18
2-1
2-2
C243.1-24x1(4)
CA-1C
C243.2-12x1
1/2 KHz
0.5 KHz
1x4x0.8
C243-42x1(2)
CJ-XIV
21–42
C243.3-24x1(4)
rez
CA-1C
C243.4-12x1
I–

Statia: FELDIOARA C 243 EA51 01 E 07 BX SE 007 2 007 1 9/11

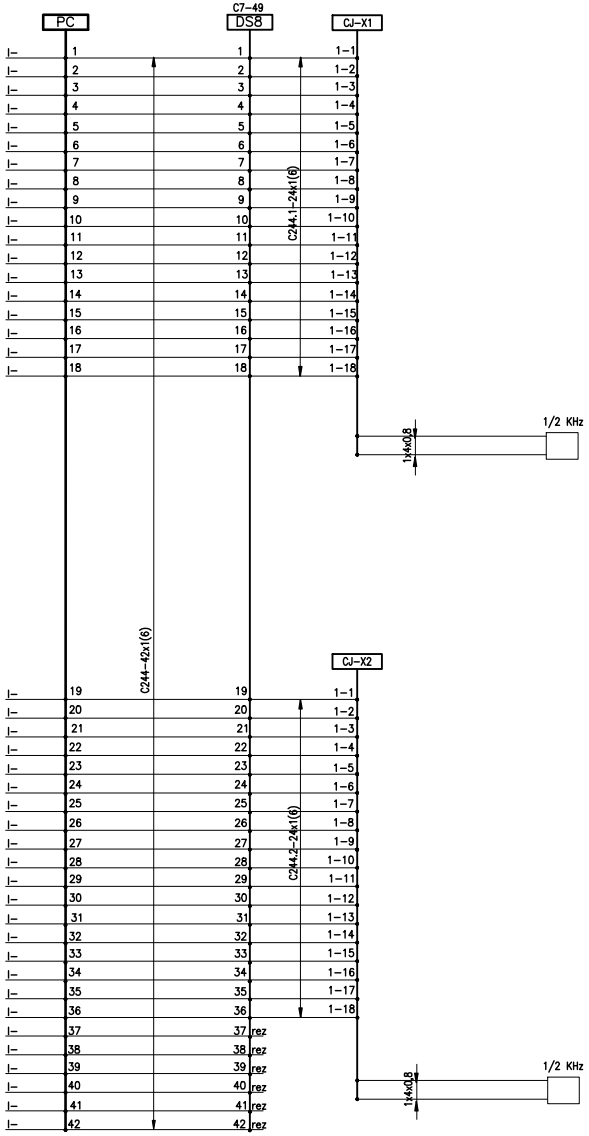
PC
C7-49
DS8
CJ-X1
1–18
1-1 – 1-18
C244.1-24x1(6)
1x4x0.8
1/2 KHz
C244-42x1(6)
CJ-X2
19–42
1-1 – 1-18
C244.2-24x1(6)
1x4x0.8
1/2 KHz
rez

Statia: FELDIOARA C 244 EA51 01 E 07 BX SE 007 2 007 1 10/11

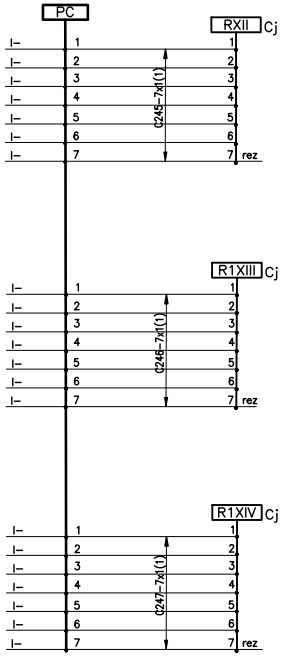
PC
RXII Cj
C245-7x1(1)
1–7
rez
R1XIII Cj
C246-7x1(1)
1–7
rez
R1XIV Cj
C247-7x1(1)
1–7
rez

Statia: FELDIOARA C 245; C 246; C 247 EA51 01 E 07 BX SE 007 2 007 1 11/11