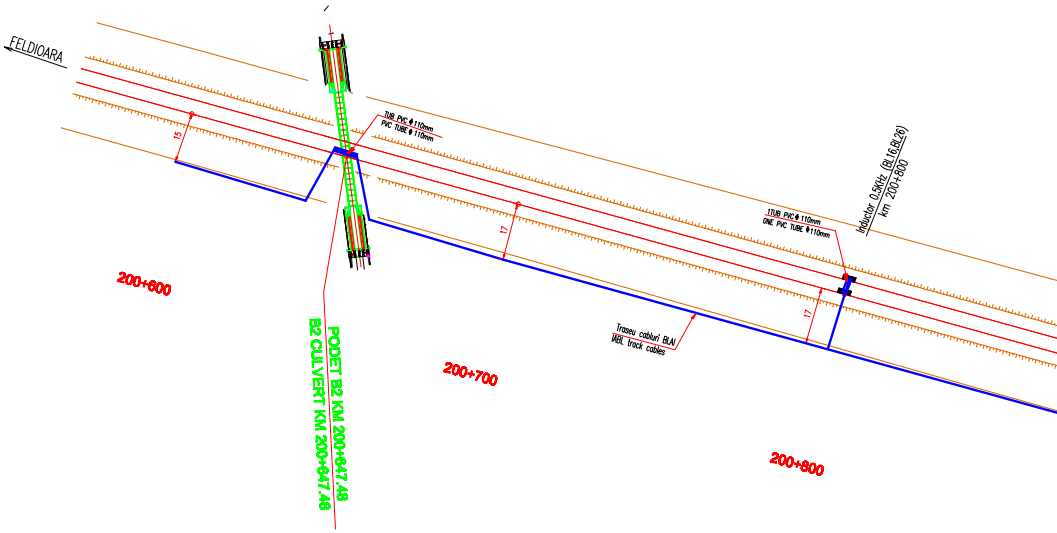
FELDIOARA
15
TUB PVC ϕ 110mm
PVC TUBE ϕ 110mm
200+600
PODET B2 KM 200+647.48
B2 CULVERT KM 200+647.48
17
200+700
Traseu cabluri BLAI
IABL track cables
1TUB PVC ϕ 110mm
ONE PVC TUBE ϕ110mm
Inductor 0.5KHz (BL16,BL26)
km 200+800
17
200+800

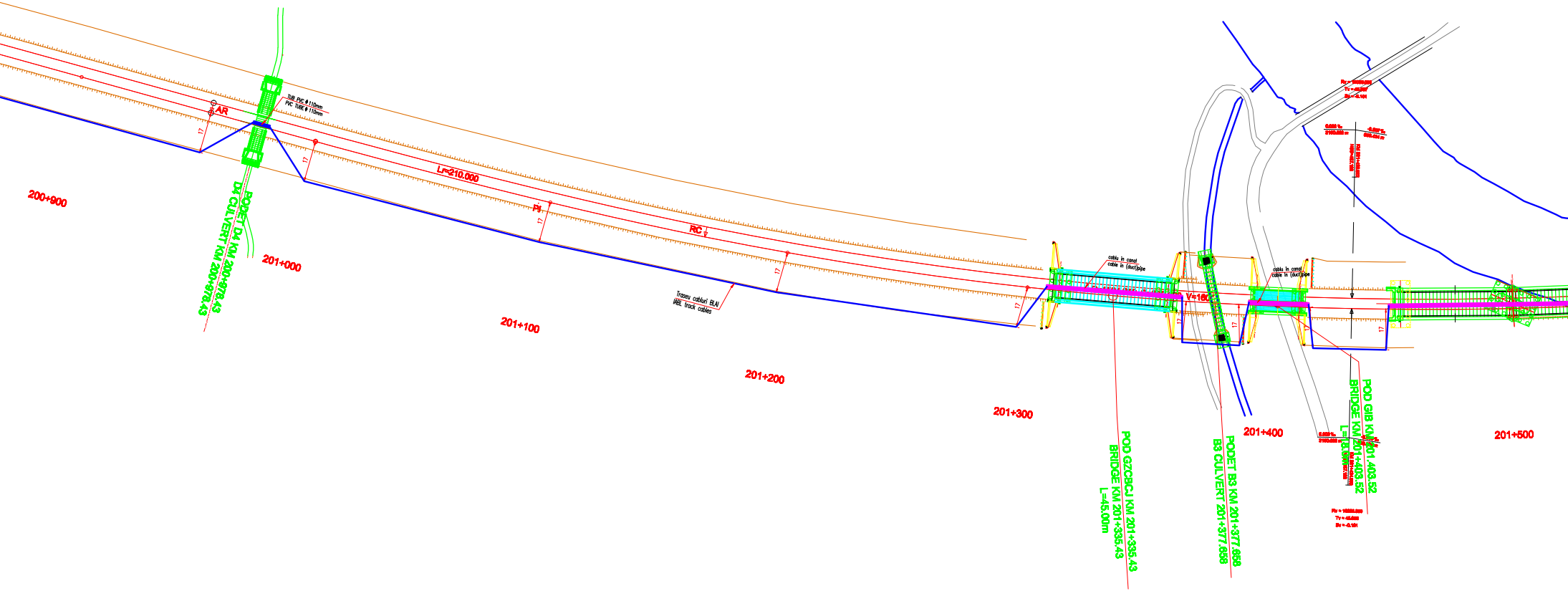
200+900
201+000
201+100
201+200
201+300
201+400
201+500
TUB PVC ϕ 110mm
PVC TUBE ϕ 110mm
AR
17
Lr=210.000
PI
RC
Traseu cabluri BLAI
IABL track cables
cablu in canal
cable in (duct)pipe
V=160
PODET D4 KM 200+978.43
D4 CULVERT KM 200+978.43
POD GZCBCJ KM 201+335.43
BRIDGE KM 201+335.43
L=45.00m
PODET B3 KM 201+377.658
B3 CULVERT 201+377.658
POD GIB KM 201.403.52
BRIDGE KM 201+403.52
L=18.00m

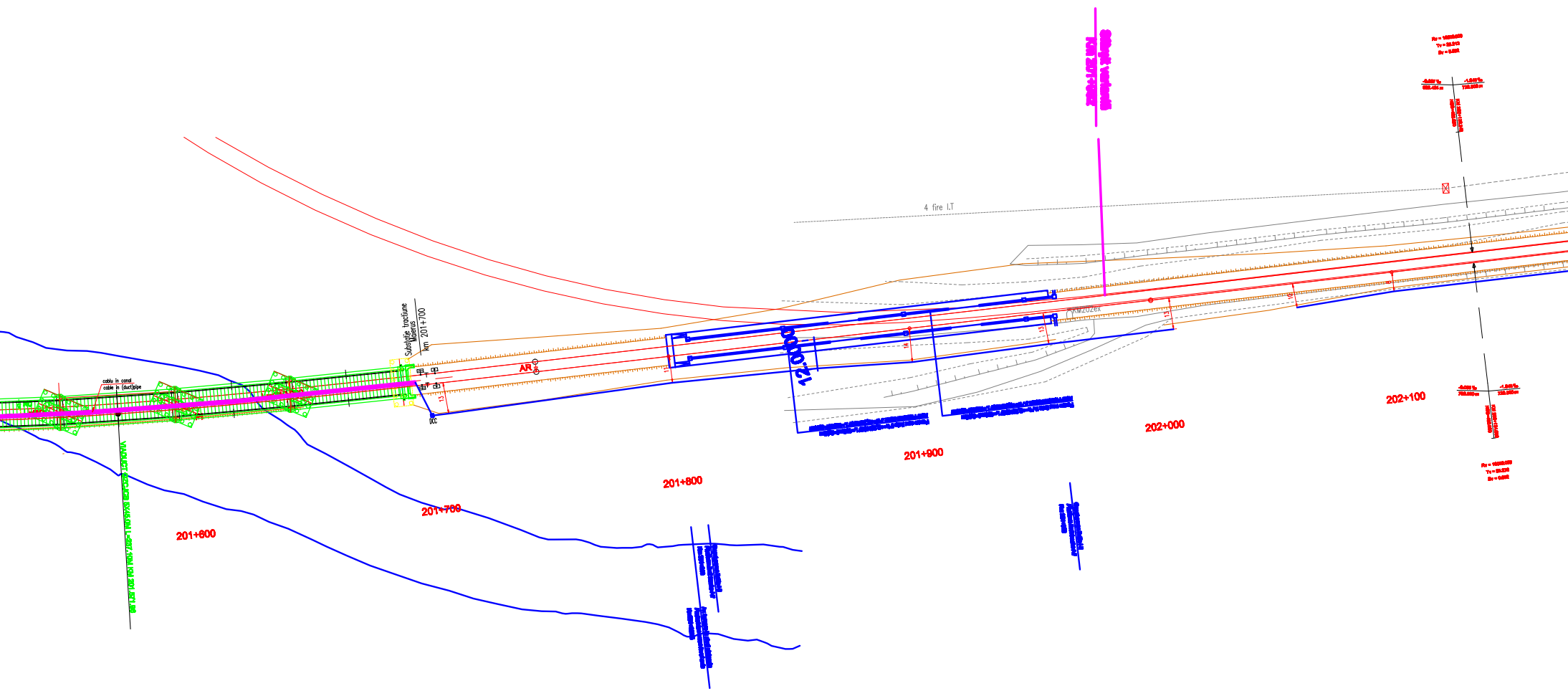
4 fire I.T
Substaţie tracţiune
Maierus
km 201+700
cablu in canal
cable in (duct)pipe
AR
DCC
13
14
12.00
201+600
201+700
201+800
201+900
202+000
202+100
VIADUCT

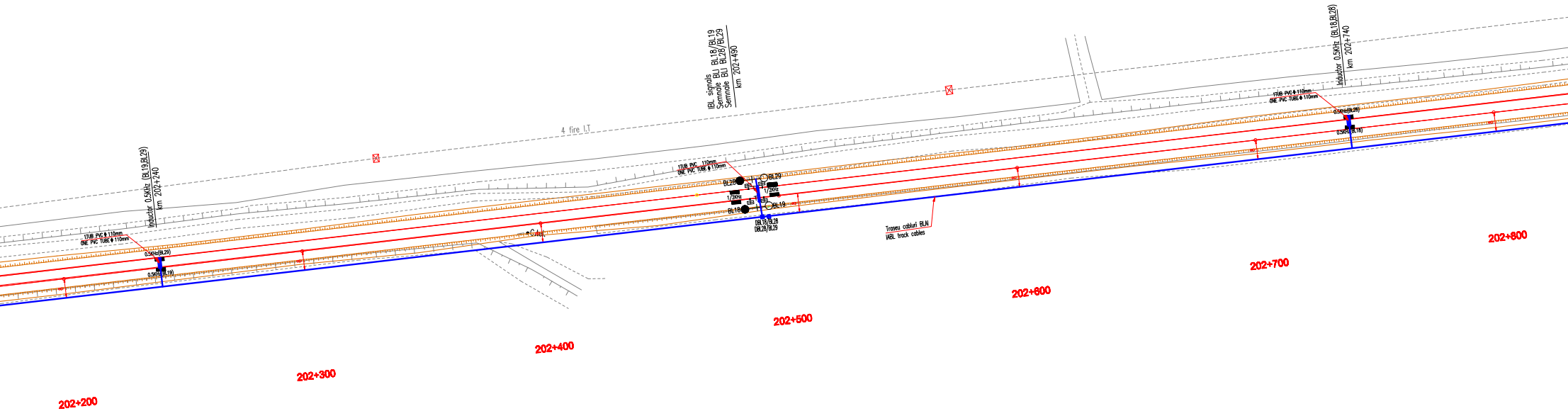
Inductor 0.5KHz (BL19,BL29)
km 202+240
1TUB PVC ϕ 110mm
ONE PVC TUBE ϕ 110mm
0.5KHz(BL29)
0.5KHz(BL19)
4 fire I.T
IBL signals
Semnale BLI BL18/BL19
Semnale BLI BL28/BL29
km 202+490
1TUB PVC 110mm
ONE PVC TUBE ϕ 110mm
BL28
BL29
1/2KHz
1/2KHz
BL18
BL19
DBL18/BL28
DBL28/BL29
Traseu cabluri BLAI
IABL track cables
Inductor 0.5KHz (BL18,BL28)
km 202+740
1TUB PVC ϕ 110mm
ONE PVC TUBE ϕ 110mm
0.5KHz(BL28)
0.5KHz(BL18)
202+200
202+300
202+400
202+500
202+600
202+700
202+800

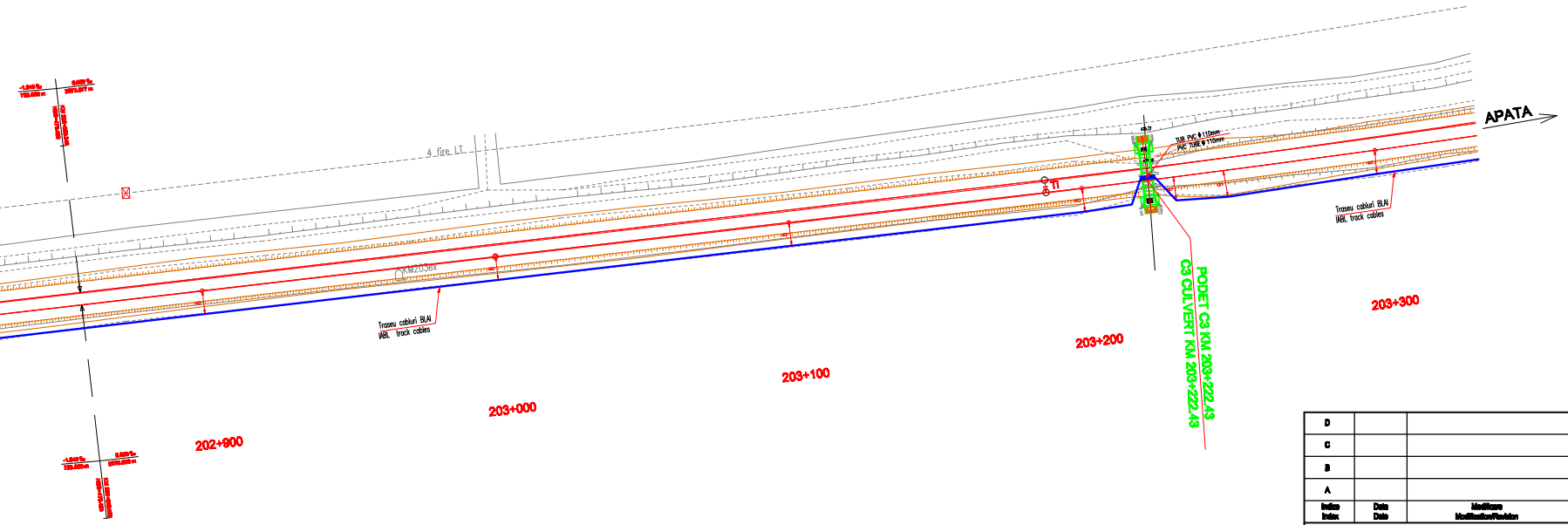
APATA
4 fire LT
KM203ex
TUB PVC Φ 110mm
PVC TUBE Φ 110mm
TI
Traseu cabluri BLAI
IABL track cables
Traseu cabluri BLAI
IABL track cables
PODET C3 KM 203+222.43
C3 CULVERT KM 203+222.43
202+900
203+000
203+100
203+200
203+300

LEGENDA LEGEND

Simbol pentru semnal BLA Symbol for ABL signal	Cablu BLA proiectat in sapatura Projected ABL cable in ditch
Simbol pentru indicator de viteza Symbol for speed indicator	Cablu BLA proiectat in tuburi PVC Projected ABL cable in PVC pipes
Semnal avertizare rutiera cu sau fara bariera Warning signal on the level crossing with or without barriers	Cablu BLA proiectat in canal Projected ABL cable in duct
Semnal repetitor Repeater signal for ABL	Bobina de joanta–cap alimentare Impedance bond–supply end
Semnal de avarie la trecere la nivel Level crossing damage signal	Bobina de joanta–cap receptie Impedance bond–receiving end
0.5Khz ■ Inductor cale 500Hz INDUSI beacon	Joante izolante Insulated joints
1/2Khz ■ Inductor cale 1000/2000Hz INDUSI beacon	Dulap semnal Signal cabin
Bobine de joantã Joint coils	

D					
C					
B					
A					
Indice Index	Data Date	Modificare Modification/Revision	Proiectant Designer	Aprobat Consultant Approved Consultant	Aprobat CFR Approved CFR

GUVERNUL ROMANIEI
ROMANIAN GOVERNMENT

PROIECT FINANŢAT DE UNIUNEA EUROPEANĂ
EUROPEAN UNION FINANCED PROJECT

CLIENT / CLIENT

C.N.C.F. "C.F.R." - S.A.

ITALFERR
GRUPPO FERROVIE DELLO STATO
Joint Venture leader

Scott Wilson

OBERMEYER
PLANEN + BERATEN GmbH

TECNIC
Consulting Engineers

CONSULTANT / CONSULTANT

			Data Date	Semnătură Signature
Aprobat Approved	Şef proiect Project manager	R. Liuzza	12.2011	
Aprobat Approved	Coordonator Secţiune 1 Section 1 Coordinator	C. Gambelli	12.2011	
Verificat Checked	Expert Cheie Key Expert	P. Amodio	12.2011	

SUBCONTRACTANT / SUBCONTRACTOR

AREX COMPANY

Aprobat Approved	Responsabil Subconsultant Subconsultant Responsible	A. Stanciu - Dinulescu	12.2011	
Întocmit Elaborated	Proiectant Designer	Marius Holbura	12.2011	

Reabilitarea liniei de cale ferata Braşov - Simeria, parte componentă a coridorului IV Pan European, pentru circulaţia trenurilor cu viteza maximă de 160 km/h,
Tronsonul : Braşov - Sighişoara
Rehabilitation of the railway line Braşov - Simeria, component Part of the IV Pan-European Corridor, for the trains circulation with maximum speed of 160 km/h,
Section : Braşov - Sighişoara

Proiect/Project
2004/RO/16/P/PA/003

Faza / Phase:
P.Th. / T.D.

Denumire desen / Drawing Title :

Statia / Station Apata
Plan de situaţie - Interval Feldioara-Apata
Layout - Feldioara-Apata Section
Instalatii BLAI / IABL Installations
km 200+600 - km 203+300

Codificare / Codification System	Scara / Scale 1:1000	LOT / LOT	Nr. / No 01 / 02
E A 5 1 · 0 1 · C · 0 8 · L 7 · S E · 0 0 · 6 · 2 · 0 0 1 · 1			

(3000x420)