LEGENDA
SYMBOLS

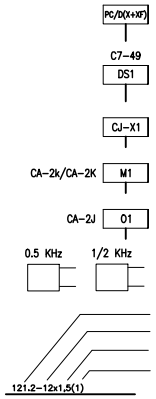
PC/D(X+XF)
C7-49
DS1
CJ-X1
CA-2k/CA-2K
M1
CA-2J
01
0.5 KHz
1/2 KHz
121.2-12x1,5(1)

Post centralizare/Dulap semnal
Central post/Signal cabinet

Distribuitor de cabluri
Distribution box no 1

Cutie aparataj pentru semnalul X1
X1 signal connection box

Cutie aparataj pentru semnal manevra
Shunting signal connection box

Cutie aparataj pentru opritor
Dead end connection box

Inductor indusi 500Hz sau 1000/2000Hz
500Hz or 1000/2000Hz indusi inductor

Numarul cablului/Cable no.
Numar de conductoare/Total number of conductors in cable
Sectiunea conductorului/Conductor section
Conductor de rezerva/Spare conductor(s)

D					
C					
B					
A					
Indice Index	Data Date	Modificare Modification/Revision	Proiectant Designer	Aprobat Consultant Approved Consultant	Aprobat CFR Approved CFR

GUVERNUL ROMANIEI
ROMANIAN GOVERNMENT

PROIECT FINANȚAT DE UNIUNEA EUROPEANĂ
EUROPEAN UNION FINANCED PROJECT

CLIENT / CLIENT

C.N.C.F. "C.F.R." - S.A.

ITALFERR
GRUPPO FERROVIE DELLO STATO
Joint Venture leader

Scott Wilson

OBERMEYER
PLANEN + BERATEN GmbH

TECNIC
Consulting Engineers

CONSULTANT / CONSULTANT

			Data Date	Semnătură Signature
Aprobat Approved	Şef proiect Project manager	R. Liuzza	12.2011	
Aprobat Approved	Coordonator Secţiune 1 Section 1 Coordinator	C. Gambelli	12.2011	
Verificat Checked	Expert Cheie Key Expert	P. Amodio	12.2011	

SUBCONTRACTANT / SUBCONTRACTOR

AREX COMPANY

Aprobat Approved	Responsabil Subconsultant Subconsultant Responsible	A. Stanciu - Dinulescu	12.2011	
Întocmit Elaborated	Proiectant Designer	Angelescu Sergiu	12.2011	

Reabilitarea liniei de cale ferata Braşov - Simeria, parte componentă a coridorului IV Pan European, pentru circulaţia trenurilor cu viteza maximă de 160 km/h,
Tronsonul : Braşov - Sighişoara
Rehabilitation of the railway line Braşov - Simeria, component Part of the IV Pan-European Corridor, for the trains circulation with maximum speed of 160 km/h,
Section : Braşov - Sighişoara

Proiect/Project
2004/RO/16/P/PA/003

Faza / Phase:
D.E. / D.D.

Denumire desen / Drawing Title :

Statia / Station CATA
Diagrame de cablaj pentru retele cabluri semnale
Cable wiring diagrams for signals

Codificare / Codification System	Scara / Scale Fără / No scale	LOT / LOT	Nr. / No 01 / 09

E A 5 1 | 0 1 | E | 1 3 | B X | S E | 0 1 | 3 | 2 | 0 0 7 | 1


M11
CA-2K
C7-49
DS1
PC
M7
CA-2K
M9
CA-2K
C141.1-27x1(3)
C141.2-19x1(3)
C141.3-9x1(1)
C141-52x1(4)
M5
CA-2K
M1
CA-2K
M3
CA-2K
C141.4-27x1(3)
C141.5-19x1(3)
C141.6-9x1(1)
rez
rez
rez
rez

Cablul 141

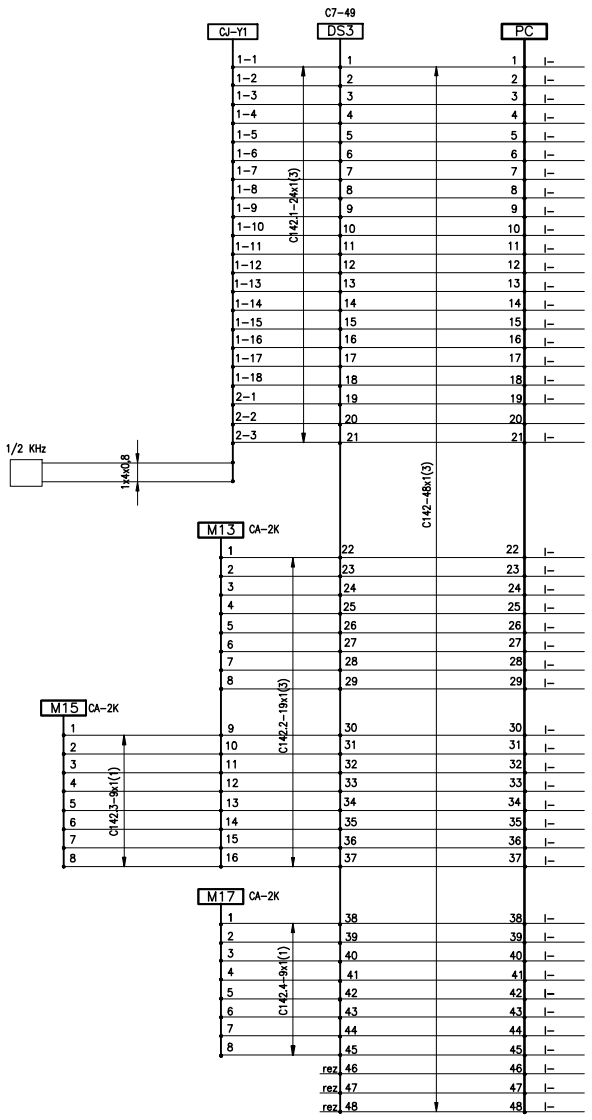
CJ-Y1
C7-49
DS3
PC
C142.1-24x1(3)
1/2 KHz
1x4x0,8
C142-48x1(3)
M13 CA-2K
M15 CA-2K
C142.2-19x1(3)
C142.3-9x1(1)
M17 CA-2K
C142.4-9x1(1)
rez
I–

Cablul 142

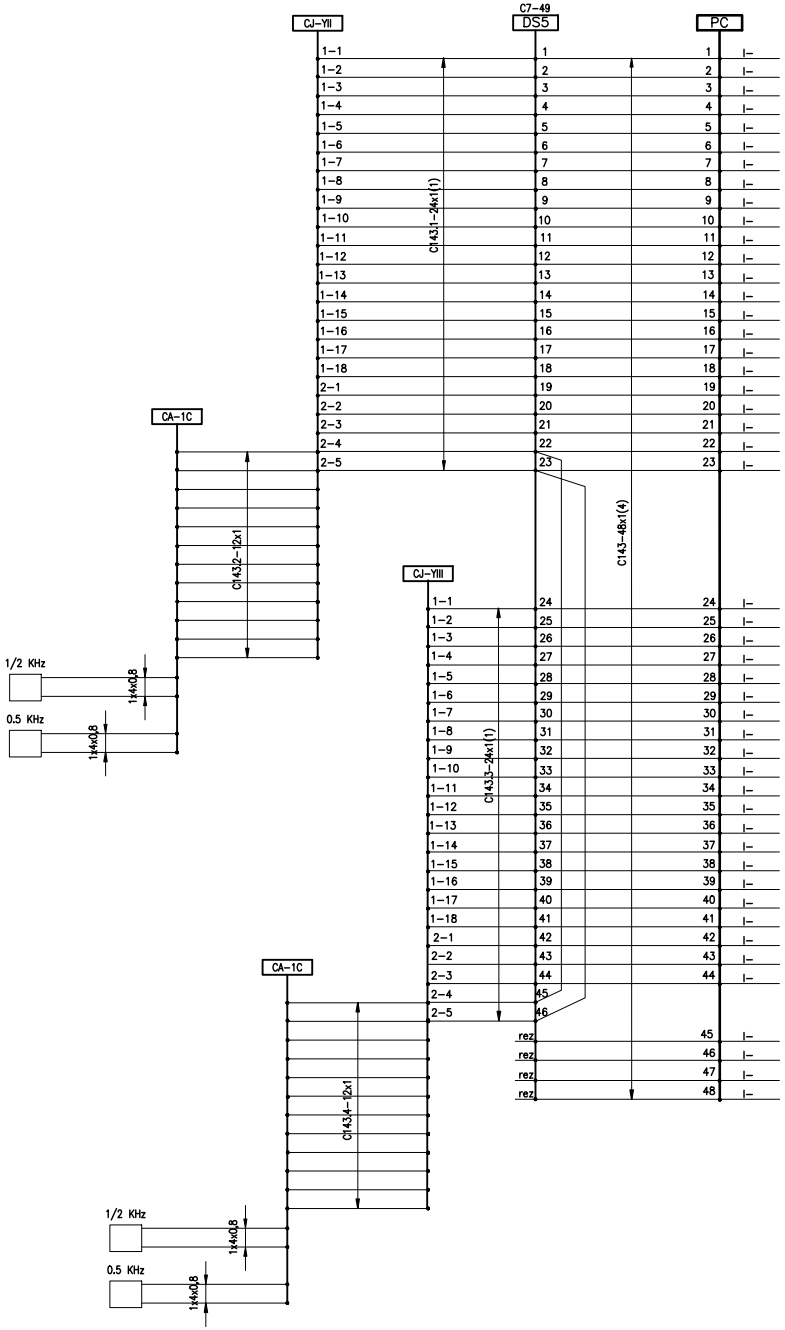
CJ-YII
C7-49
DS5
PC
C143.1-24x1(1)
CA-1C
C143.2-12x1
1/2 KHz
0.5 KHz
1x4x0,8
CJ-YIII
C143-48x1(4)
C143.3-24x1(1)
CA-1C
C143.4-12x1
rez
I–

Cablul 143

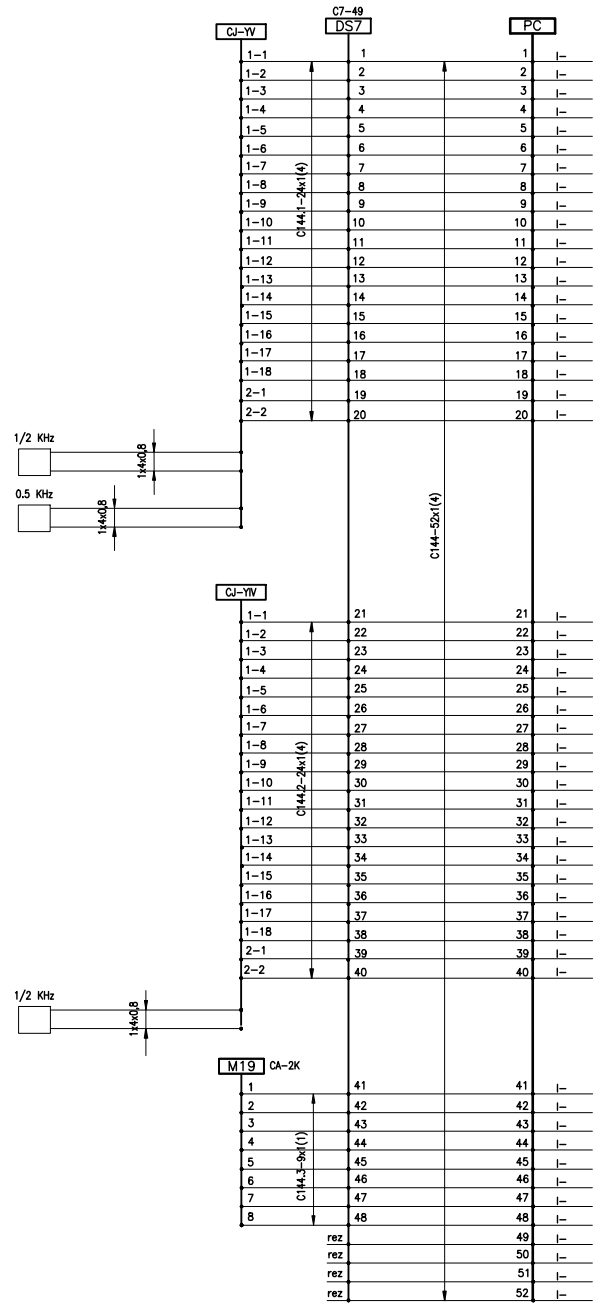
C7-49
CJ-YV
DS7
PC
C144.1-24x1(4)
1/2 KHz
1x4x0.8
0.5 KHz
C144-52x1(4)
CJ-YIV
C144.2-24x1(4)
M19
CA-2K
C144.3-9x1(1)
rez

Cablul 144

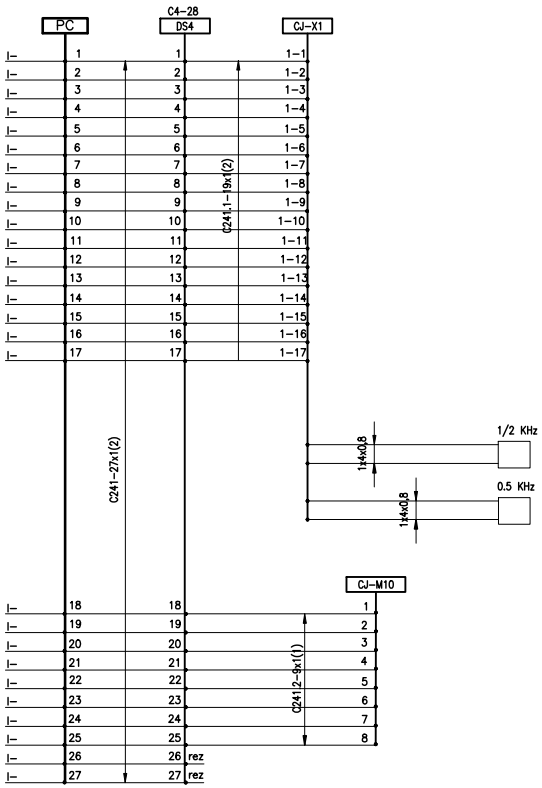
C4-28
PC
DS4
CJ-X1
C241.1-19x1(2)
C241-27x1(2)
1/2 KHz
1x4x0.8
0.5 KHz
CJ-M10
C241.2-9x1(1)
rez

Cablul 241

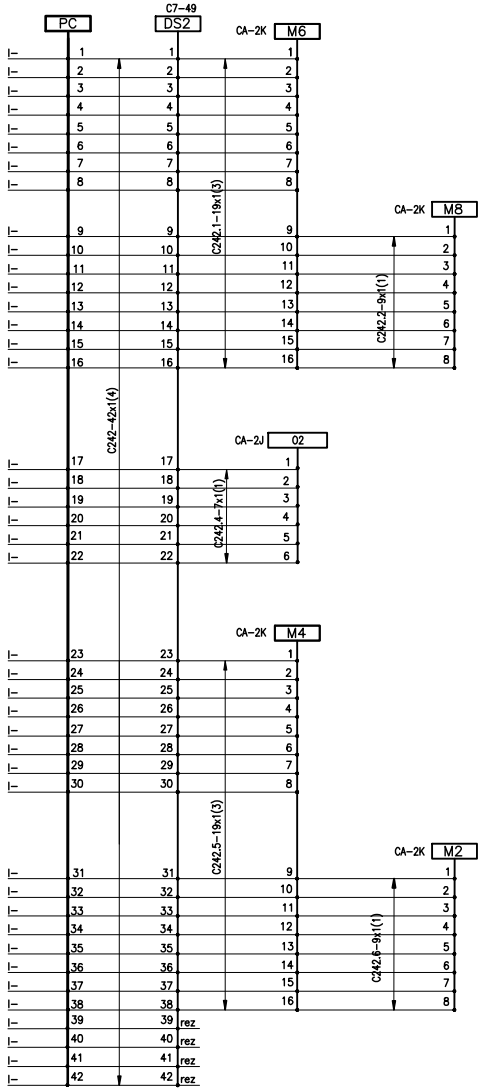
PC
C7-49
DS2
CA-2K M6
CA-2K M8
CA-2J 02
CA-2K M4
CA-2K M2
C242-42x1(4)
C242.1-19x1(3)
C242.2-9x1(1)
C242.4-7x1(1)
C242.5-19x1(3)
C242.6-9x1(1)
rez
rez
rez
rez

Cablul 242

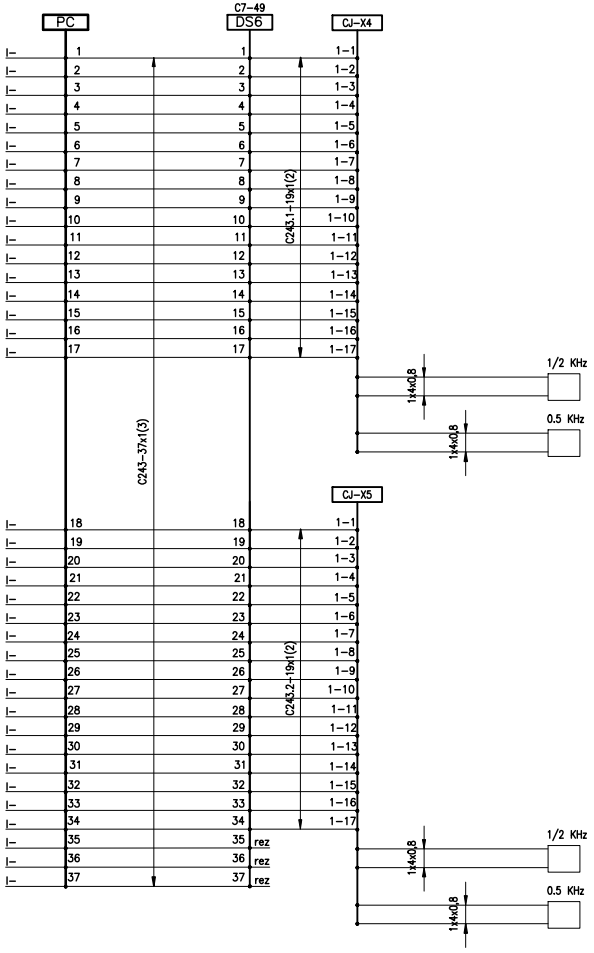
PC
C7-49
DS6
CJ-X4
CJ-X5
C243-37x1(3)
C243.1-19x1(2)
C243.2-19x1(2)
1x4x0,8
1x4x0,8
1x4x0,8
1x4x0,8
1/2 KHz
0.5 KHz
1/2 KHz
0.5 KHz
rez
rez
rez

Cablul 243

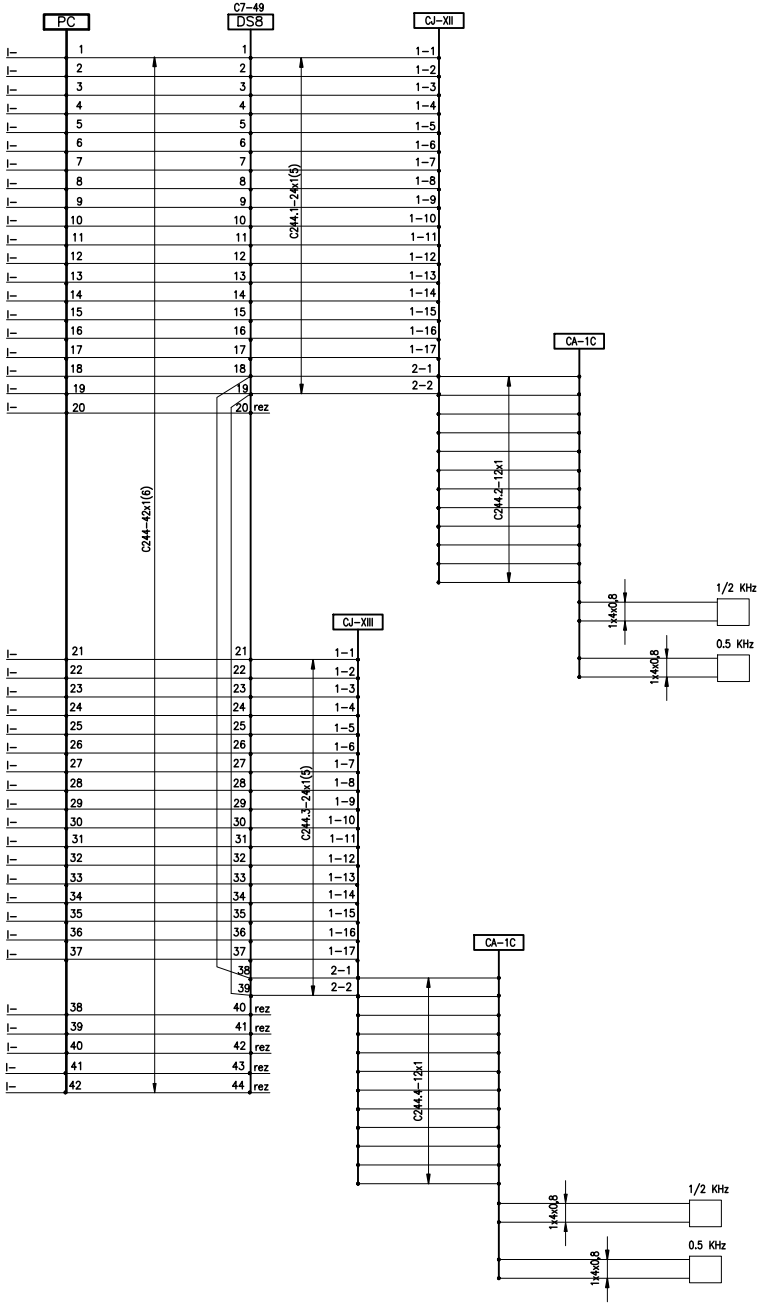
PC
C7-49
DS8
CJ-XII
1 2 3 4 5 6 7 8 9 10 11 12 13 14 15 16 17 18 19 20
20 rez
1-1 1-2 1-3 1-4 1-5 1-6 1-7 1-8 1-9 1-10 1-11 1-12 1-13 1-14 1-15 1-16 1-17 2-1 2-2
C244.1-24x1(5)
C244-42x1(6)
CA-1C
C244.2-12x1
1/2 KHz
0.5 KHz
1x4x0,8
CJ-XIII
21 22 23 24 25 26 27 28 29 30 31 32 33 34 35 36 37 38 39
C244.3-24x1(5)
38 39 40 41 42
40 rez
41 rez
42 rez
43 rez
44 rez
CA-1C
C244.4-12x1
1/2 KHz
0.5 KHz
1x4x0,8
I–

Cablul 244

Statia: CATA