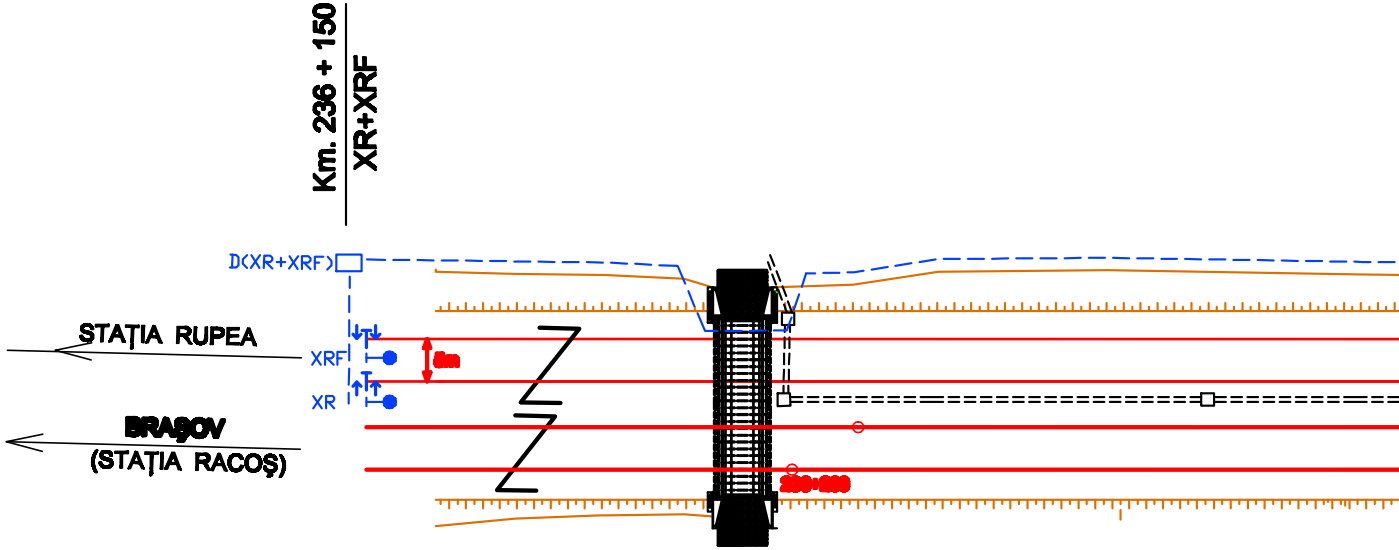
Km. 236 + 150
XR+XRF
D(XR+XRF)
STAŢIA RUPEA
XRF
XR
BRAŞOV
(STAŢIA RACOŞ)

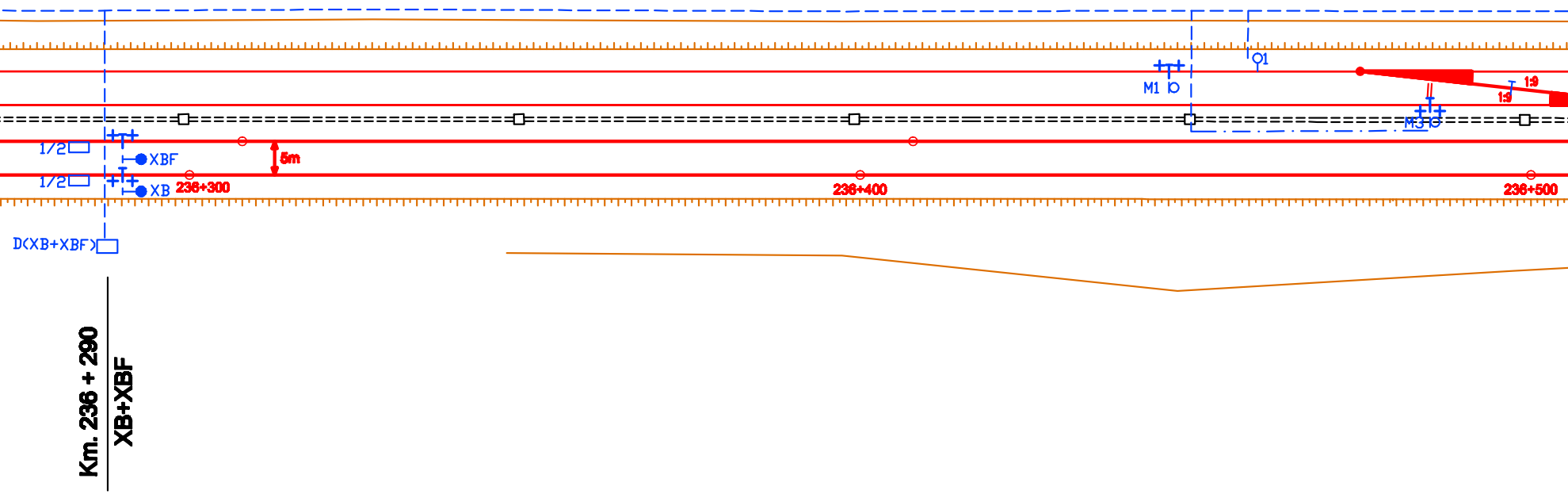
M1
Q1
1:9
1:9
M3
1/2
1/2
XBF
XB
5m
236+300
236+400
236+500
D(XB+XBF)
Km. 236 + 290
XB+XBF

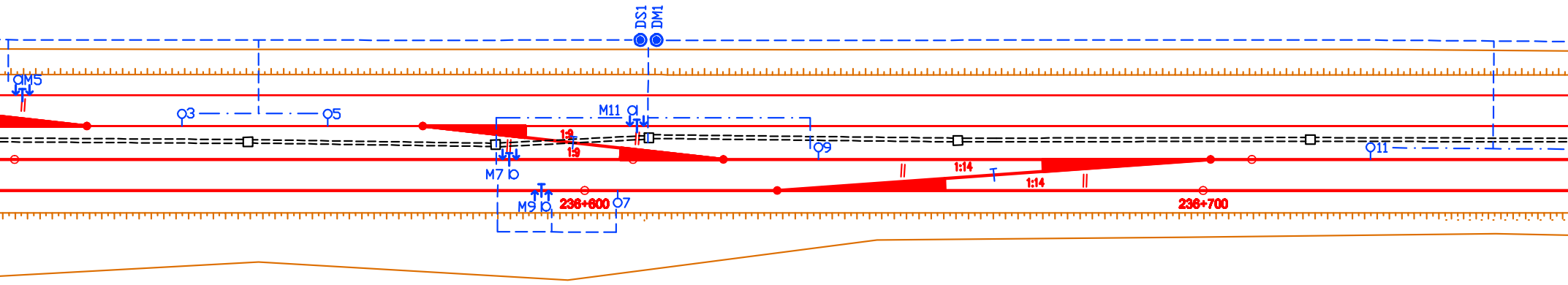
DS1
DM1
M5
3
5
M11
1:9
1:9
9
11
M7
1:14
1:14
M9
236+600
7
236+700

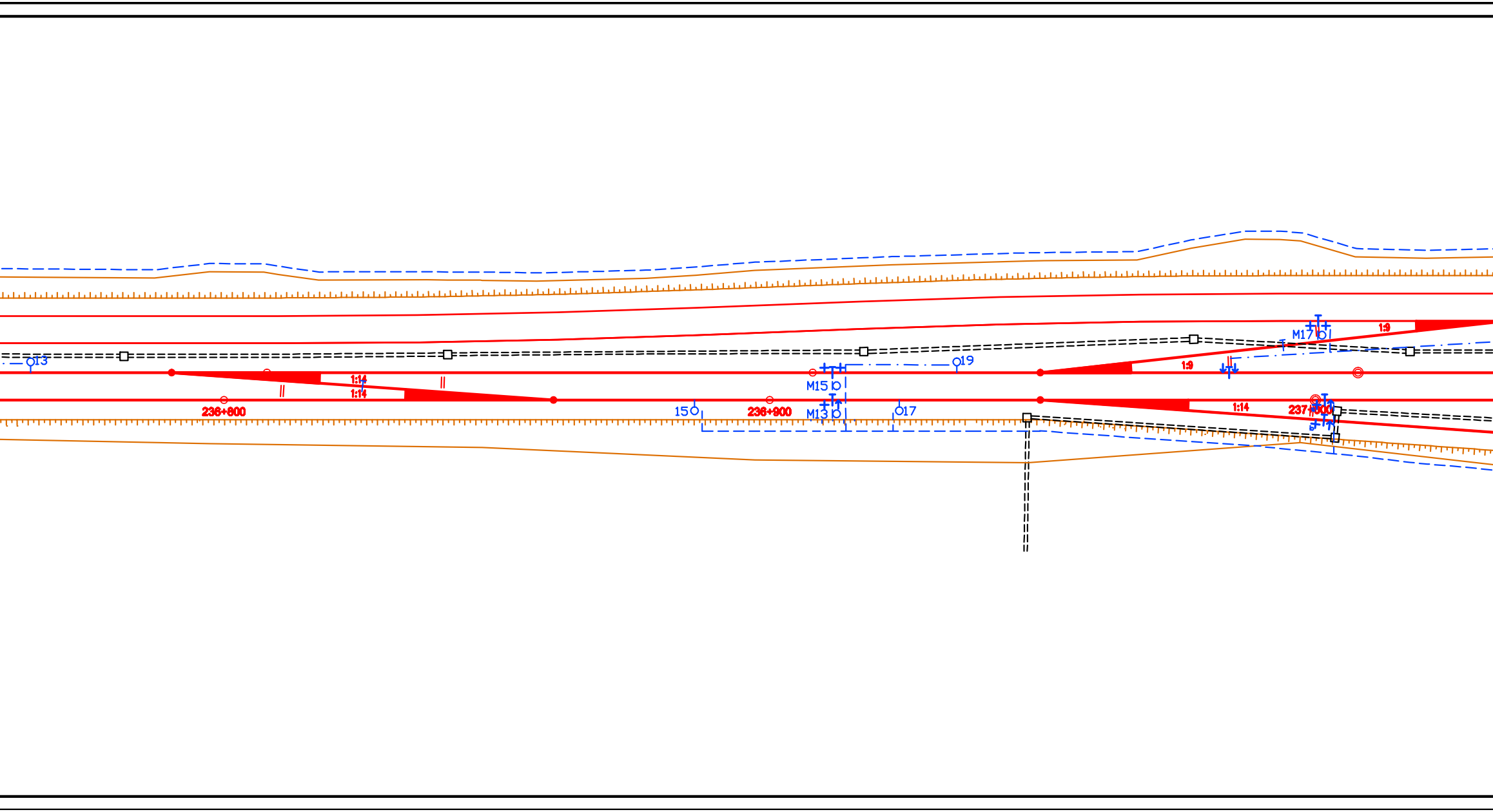
13
1:14
1:14
236+800
15
236+900
M15
M13
17
19
1:9
M17
1:9
1:14
237+000

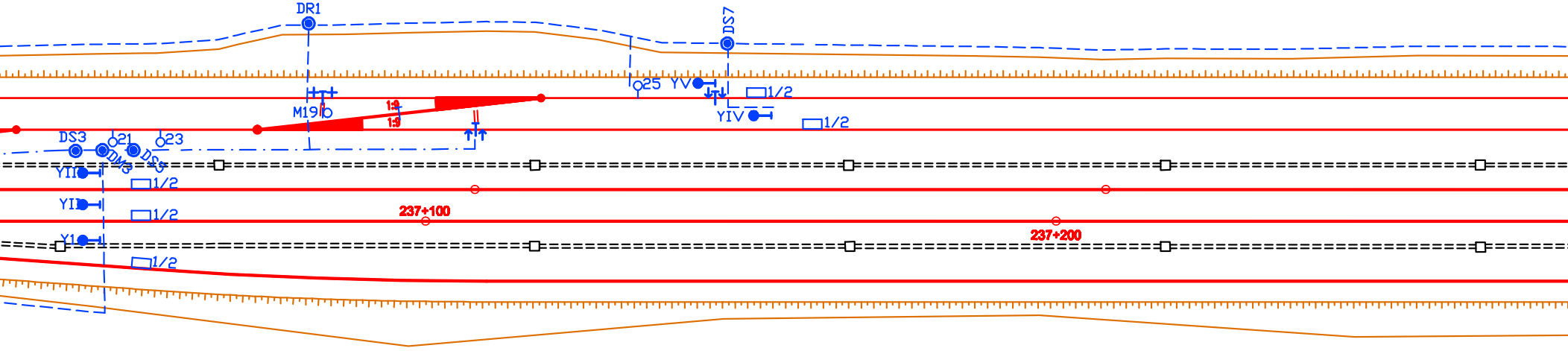
DR1
DS7
25
YV
1/2
M19
1:9
1:9
YIV
1/2
DS3
21
23
DM3
DS5
YII
1/2
YII
1/2
237+100
Y1
1/2
237+200

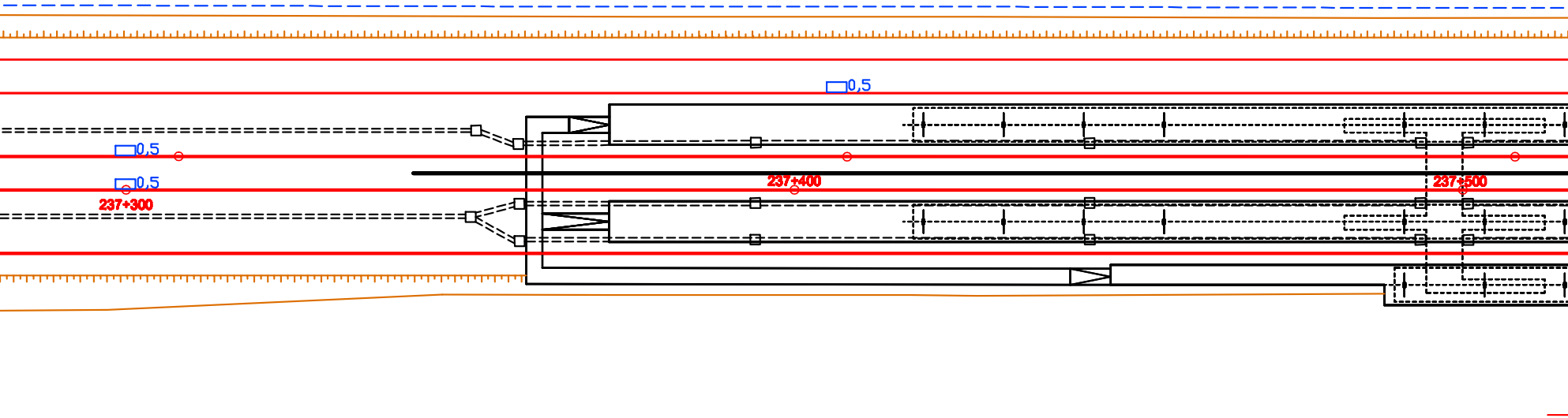
0,5
0,5
0,5
237+300
0,5
237+400
237+500

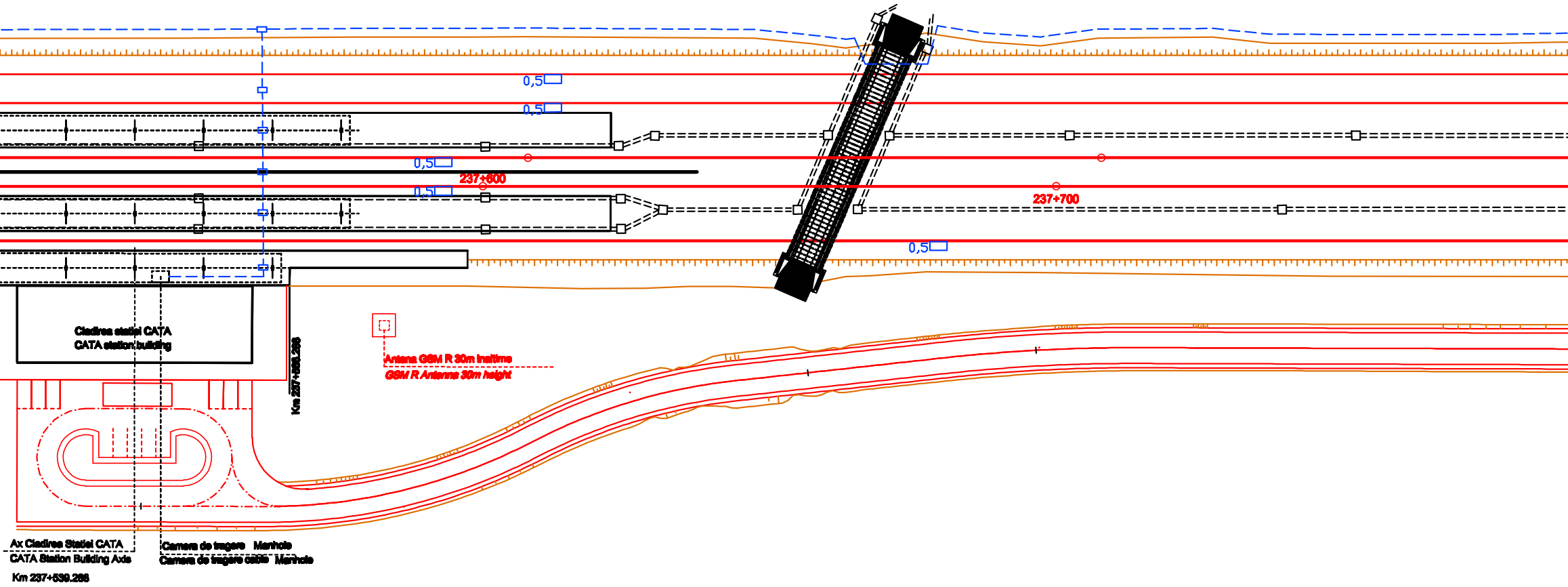
0,5
0,5
0,5
237+600
0,5
237+700
0,5
Cladirea statiei CATA
CATA station building
Km 237+566.266
Antena GSM R 30m inaltime
GSM R Antenna 30m height
Ax Cladirea Statiei CATA
CATA Station Building Axis
Km 237+539.266
Camera de tragere Manhole
Camera de tragere cablu Manhole

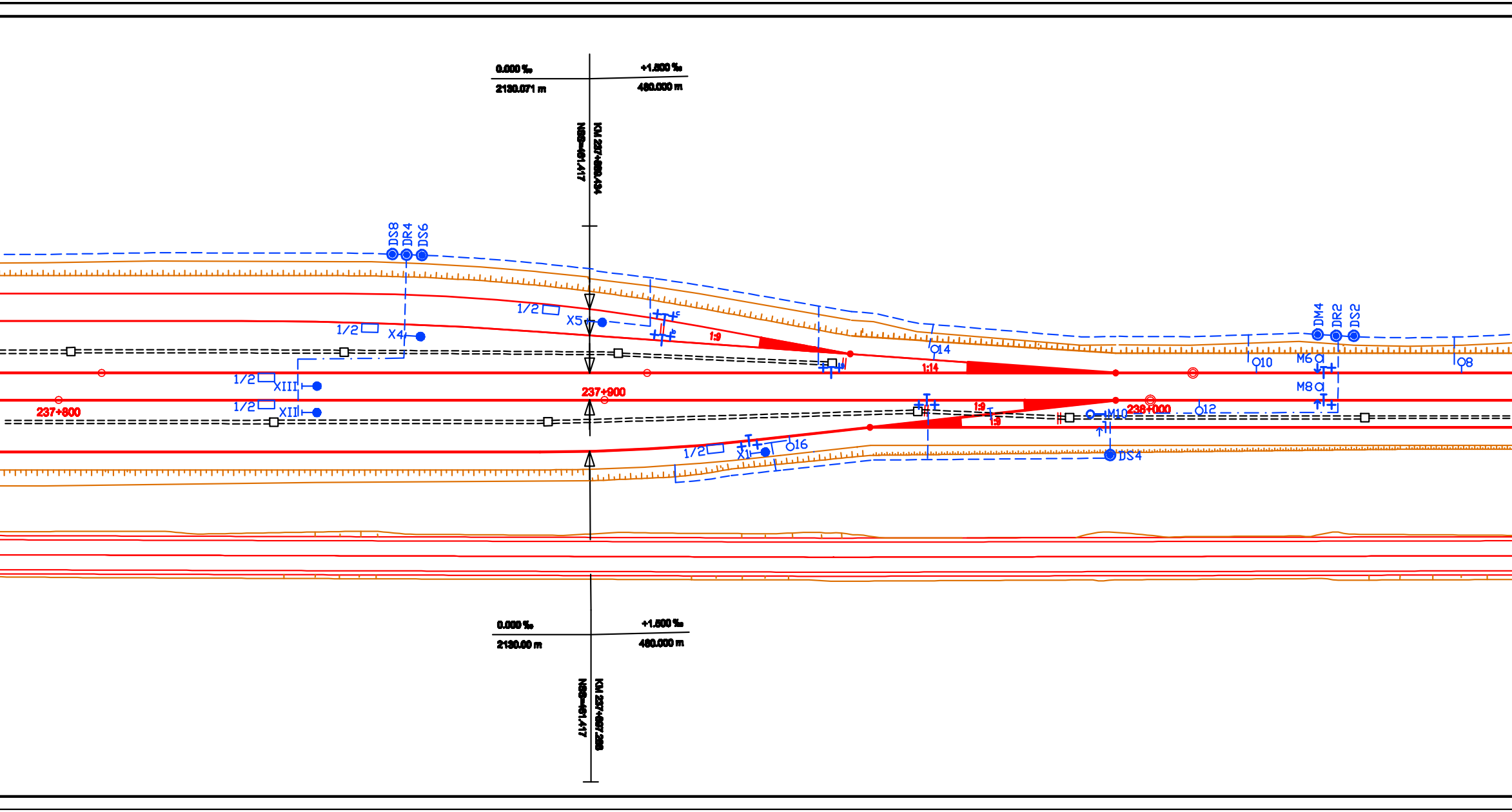
0.000 ‰
+1.500 ‰
2130.071 m
480.000 m
NSS=461.417
KM 237+889.434
DS8
DR4
DS6
1/2
X5
X4
1:9
1:14
14
10
8
DM4
DR2
DS2
M6
M8
1/2
XIII
1/2
XII
237+800
237+900
238+000
1:9
1:9
M10
12
1/2
X1
16
DS4
0.000 ‰
+1.500 ‰
2130.00 m
480.000 m
NSS=461.417
KM 237+887.288

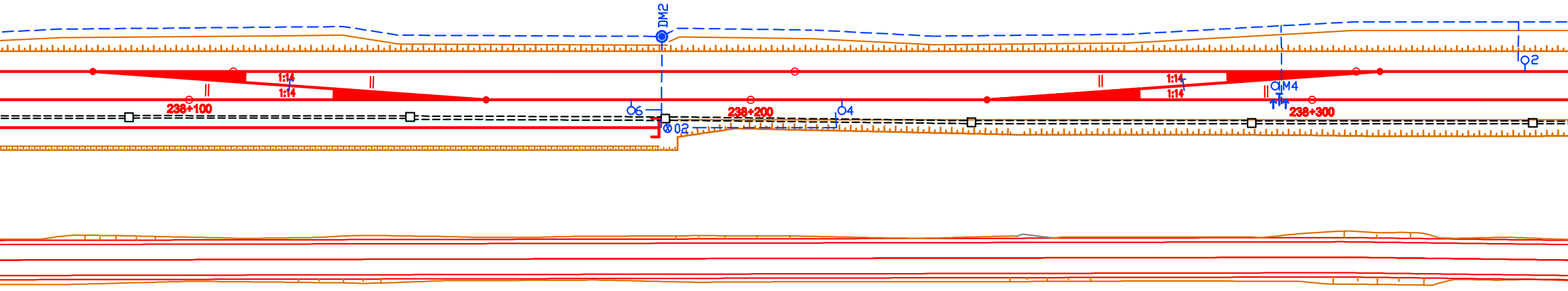
DM2
1:14
1:14
238+100
6
02
238+200
4
1:14
1:14
M4
238+300
2

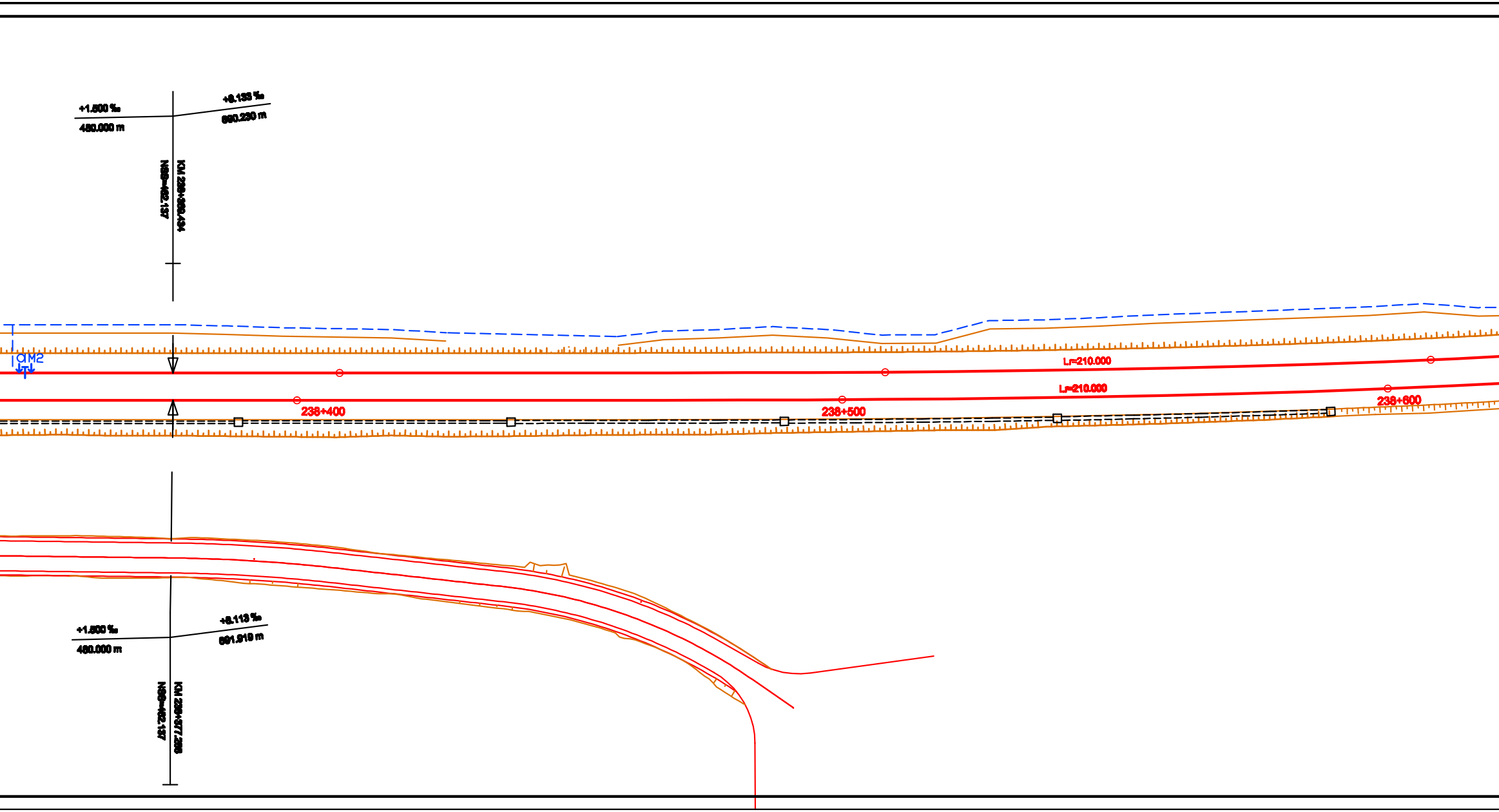
+1.500 ‰
480.000 m
+8.133 ‰
890.230 m
NSS=462.137
KM 238+380.434
QM2
L=210.000
L=210.000
238+400
238+500
238+600
+1.500 ‰
480.000 m
+8.113 ‰
891.919 m
NSS=462.137
KM 238+377.295

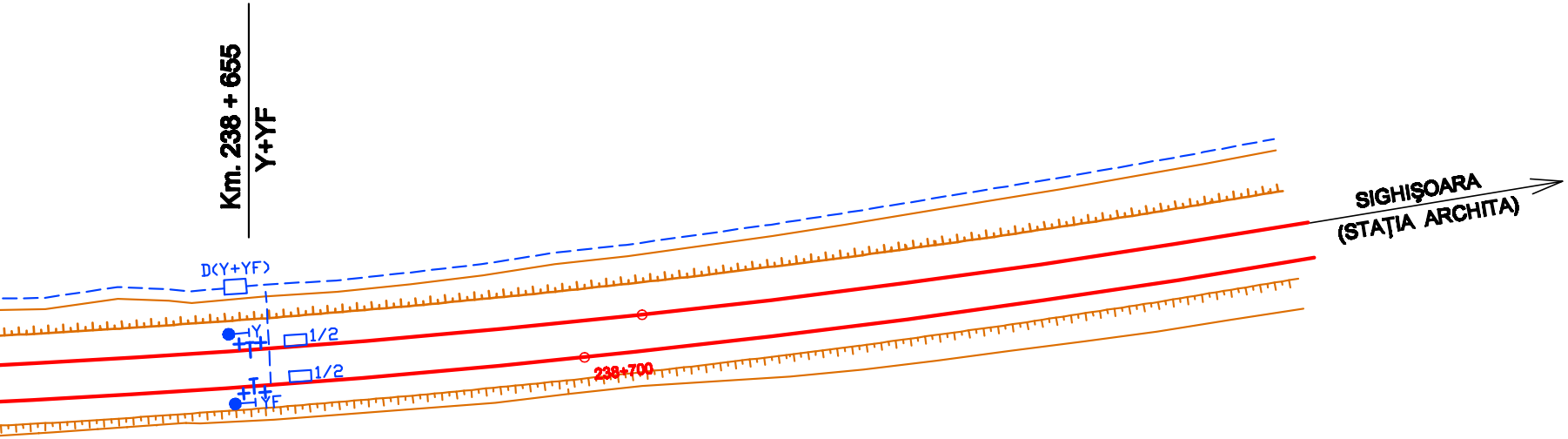
Km. 238 + 655
Y+YF
D(Y+YF)
Y
1/2
1/2
YF
238+700
SIGHIŞOARA
(STAŢIA ARCHITA)

LEGENDA–SYMBOLS

+ Cutie aparataj pentru circuit de cale – cap receptie
Track circuit box – receiving end

↓ Cutie aparataj pentru circuit de cale – cap alimentare
Track circuit box – supplying end

Semnal de circulatie pe catarg
Main signal on mast

Semnal de manevra pe catarg
Shunting signal on mast

Semnal de manevra pitic
Shunting signal on ground

Sabot de deraiere centralizat
Derailer

⊗ Opritor
Dead end

Joante izolante
Insulated joints

CT ☐ Camera de tragere cabluri
Cable manhole

◉ Cutie distribuitor pentru cabluri
Distributor box

Priza de pamant
Earth ground

▬ Mufa
Muffe

Electromecanism de macaz
Point machine

☐ Dulap semnal
Signal cabinet

— — — Cablu in sapatura
Cable in trench

— · — Cablu in canal
Cable in chanel

D					
C					
B					
A					
Indice Index	Data Date	Modificare Modification/Revision	Proiectant Designer	Aprobat Consultant Approved Consultant	Aprobat CFR Approved CFR

GUVERNUL ROMANIEI
ROMANIAN GOVERNMENT

PROIECT FINANŢAT DE UNIUNEA EUROPEANĂ
EUROPEAN UNION FINANCED PROJECT

CFR

C.N.C.F. "C.F.R." - S.A.

CLIENT / CLIENT

ITALFERR
GRUPPO FERROVIE DELLO STATO
Joint Venture leader

Scott Wilson

OBERMEYER
PLANEN + BERATEN GmbH

TECNIC
Consulting Engineers

CONSULTANT / CONSULTANT

			Data Date	Semnătură Signature
Aprobat Approved	Şef proiect Project manager	R. Liuzza	12.2011	
Aprobat Approved	Coordonator Secţiune 1 Section 1 Coordinator	C. Gambelli	12.2011	
Verificat Checked	Expert Cheie Key Expert	P. Amadio	12.2011	

ARTEX

SUBCONTRACTANT / SUBCONTRACTOR

Aprobat Approved	Responsabil Subconsultant Subconsultant Responsible	A. Stanciu - Dinulescu	12.2011	
Întocmit Elaborated	Proiectant Designer	Costeanu Dan	12.2011	

Reabilitarea liniei de cale ferata Braşov - Simeria, parte componentă a coridorului IV Pan European, pentru circulaţia trenurilor cu viteza maximă de 160 km/h, Tronsonul : Braşov - Sighişoara

Rehabilitation of the railway line Braşov - Simeria, component Part of the IV Pan-European Corridor, for the trains circulation with maximum speed of 160 km/h, Section : Braşov - Sighişoara

Proiect/Project
2004/RO/16/P/PA/00

Faza / Phase:
P.Th. / T.D.

Denumire desen / Drawing Title :

Staţia / Station CATA
Plan de situaţie la scara
Layout plan

Codificare / Codification System	Scara / Scale Fără / No scale	LOT / LOT	Nr. / No 01/01

EA51 01 C 13 L6 SE 01 3 2 002 0