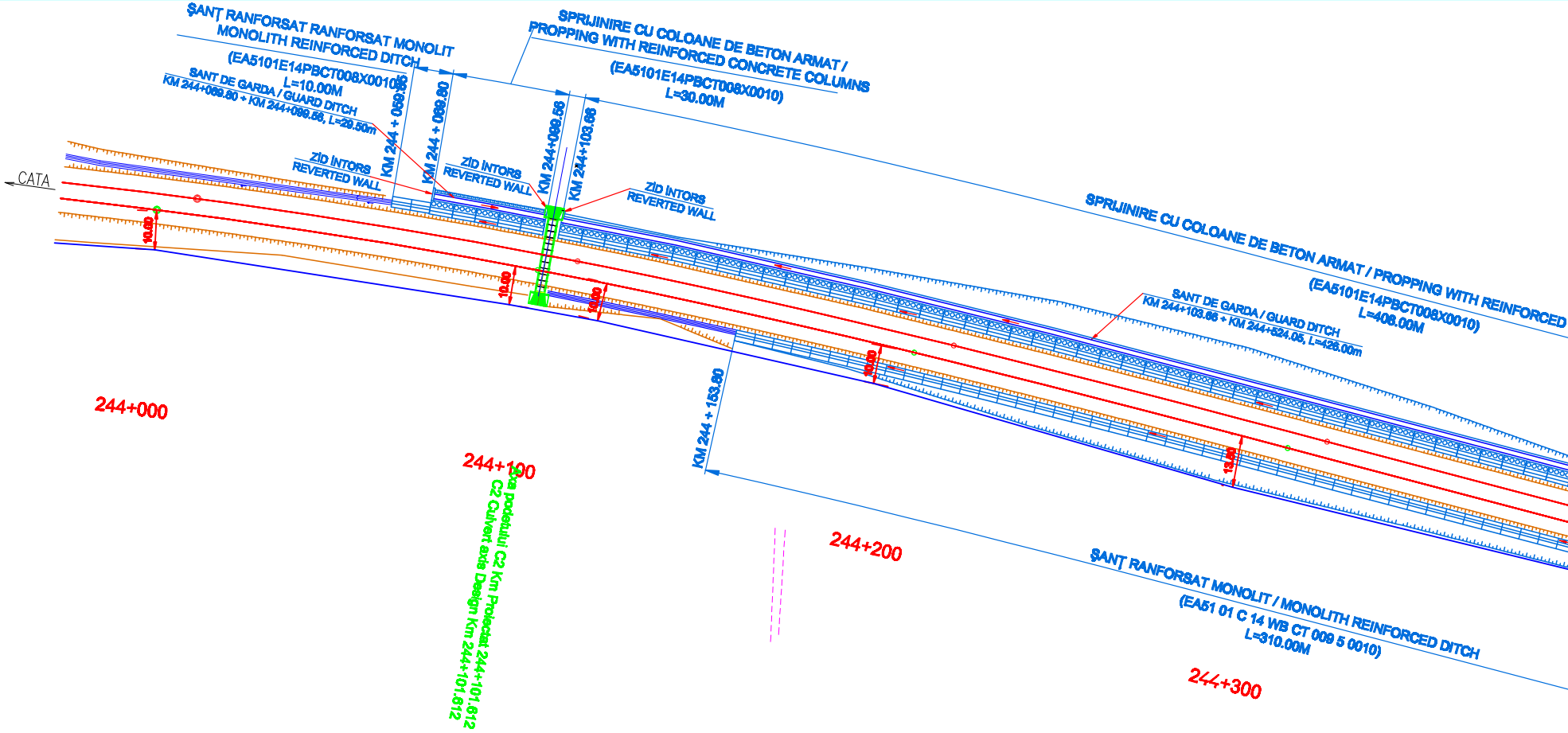
ŞANȚ RANFORSAT RANFORSAT MONOLIT
MONOLITH REINFORCED DITCH
(EA5101E14PBCT008X0010)
L=10.00M
SANT DE GARDA / GUARD DITCH
KM 244+069.80 + KM 244+099.56, L=29.50m
KM 244 + 059.80
KM 244 + 069.80
ZID INTORS
REVERTED WALL
ZID INTORS
REVERTED WALL
SPRIJINIRE CU COLOANE DE BETON ARMAT /
PROPPING WITH REINFORCED CONCRETE COLUMNS
(EA5101E14PBCT008X0010)
L=30.00M
KM 244+099.56
KM 244+103.66
ZID INTORS
REVERTED WALL
CATA
10.00
10.00
10.00
10.00
13.50
SPRIJINIRE CU COLOANE DE BETON ARMAT / PROPPING WITH REINFORCED
(EA5101E14PBCT008X0010)
L=406.00M
SANT DE GARDA / GUARD DITCH
KM 244+103.66 + KM 244+524.05, L=426.00m
KM 244 + 153.80
244+000
244+100
Axa podetului C2 Km Proiectat 244+101.612
C2 Culvert axis Design Km 244+101.612
244+200
ŞANȚ RANFORSAT MONOLIT / MONOLITH REINFORCED DITCH
(EA51 01 C 14 WB CT 009 5 0010)
L=310.00M
244+300

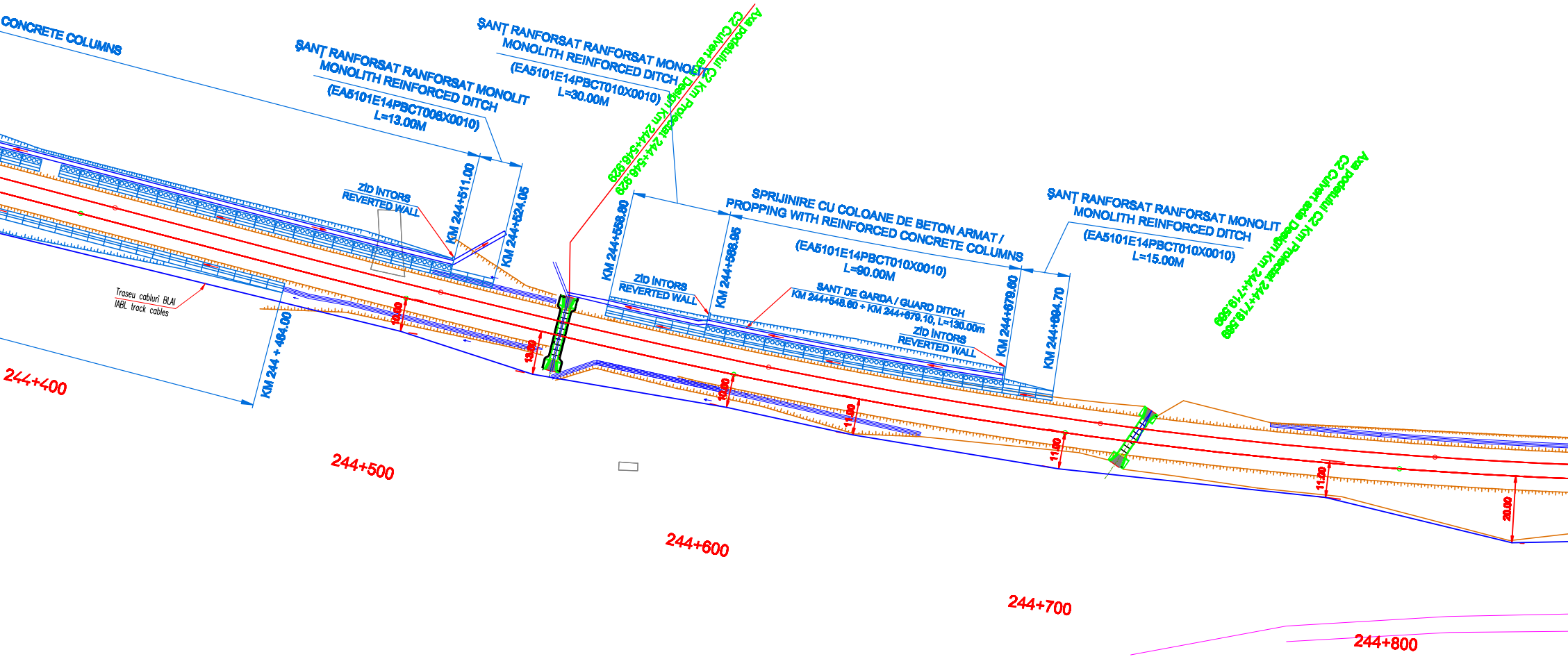
CONCRETE COLUMNS
ŞANŢ RANFORSAT RANFORSAT MONOLIT
MONOLITH REINFORCED DITCH
(EA5101E14PBCT006X0010)
L=13.00M
ŞANŢ RANFORSAT RANFORSAT MONOLIT
MONOLITH REINFORCED DITCH
(EA5101E14PBCT010X0010)
L=30.00M
Axa podețului C2 Km Proiectat 244+546.929
C2 Culvert axis Design Km 244+546.929
ZID INTORS
REVERTED WALL
KM 244+511.00
KM 244+524.05
KM 244 + 464.00
Traseu cabluri BLAI
IABL track cables
KM 244+558.80
KM 244+588.95
SPRIJINIRE CU COLOANE DE BETON ARMAT /
PROPPING WITH REINFORCED CONCRETE COLUMNS
(EA5101E14PBCT010X0010)
L=90.00M
ZID INTORS
REVERTED WALL
SANT DE GARDA / GUARD DITCH
KM 244+548.60 + KM 244+679.10, L=130.00m
ZID INTORS
REVERTED WALL
KM 244+679.60
KM 244+694.70
ŞANŢ RANFORSAT RANFORSAT MONOLIT
MONOLITH REINFORCED DITCH
(EA5101E14PBCT010X0010)
L=15.00M
Axa podețului C2 Km Proiectat 244+719.589
C2 Culvert axis Design Km 244+719.589
13.00
13.00
10.00
11.00
11.00
11.00
20.00
244+400
244+500
244+600
244+700
244+800

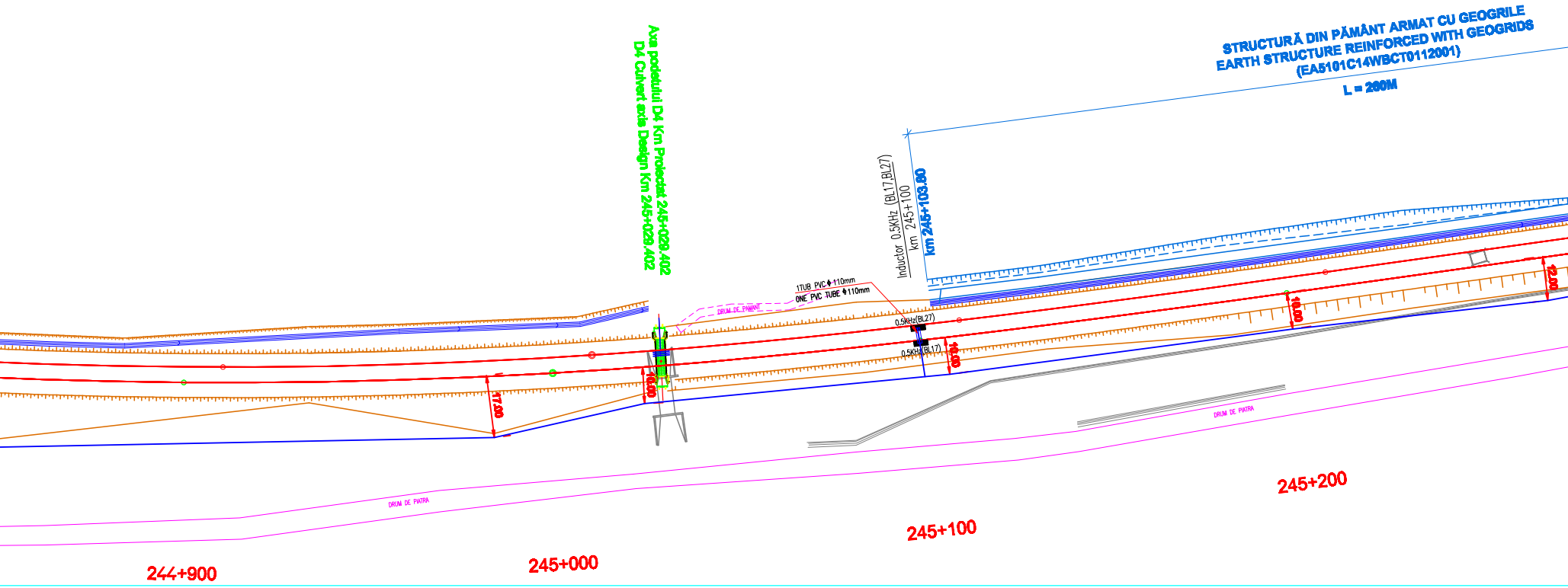
STRUCTURĂ DIN PĂMÂNT ARMAT CU GEOGRILE
EARTH STRUCTURE REINFORCED WITH GEOGRIDS
(EA5101C14WBCT0112001)
L = 260M
Axa podetului D4 Km Proiectat 245+029.402
D4 Culvert axis Design Km 245+029.402
Inductor 0.5KHz (BL17,BL27)
km 245+100
km 245+103.60
1TUB PVC ϕ 110mm
ONE PVC TUBE ϕ 110mm
DRUM DE PĂMÂNT
0.5KHz(BL27)
0.5KHz(BL17)
17.00
10.00
10.00
10.00
12.00
DRUM DE PIATRA
DRUM DE PIATRA
244+900
245+000
245+100
245+200


Podet C2 km 245+297.792
C2 Culvert km 245+297.792
IABL signals
Semnale BLAI BL16,BL17
Semnale BLAI BL26,BL27
km 245+350
km 245+363.80
1TUB PVC ϕ 110mm
ONE PVC TUBE ϕ 110mm
BL26
BL27
1/2KHz
1/2KHz
BL16
BL17
DBL16/BL17
DBL26/BL27
10.00
10.00
10.00
DRUM DE PIATRA
Inductor 0.5KHz (BL16,BL26)
km 245+600
1TUB PVC ϕ 110mm
ONE PVC TUBE ϕ 110mm
0.5KHz(BL26)
0.5KHz(BL16)
11.00
11.00
KM 245+653.80
245+300
245+400
245+500
245+600
C2 culvert km 245+588.510
Podet C2 km 245+588.510

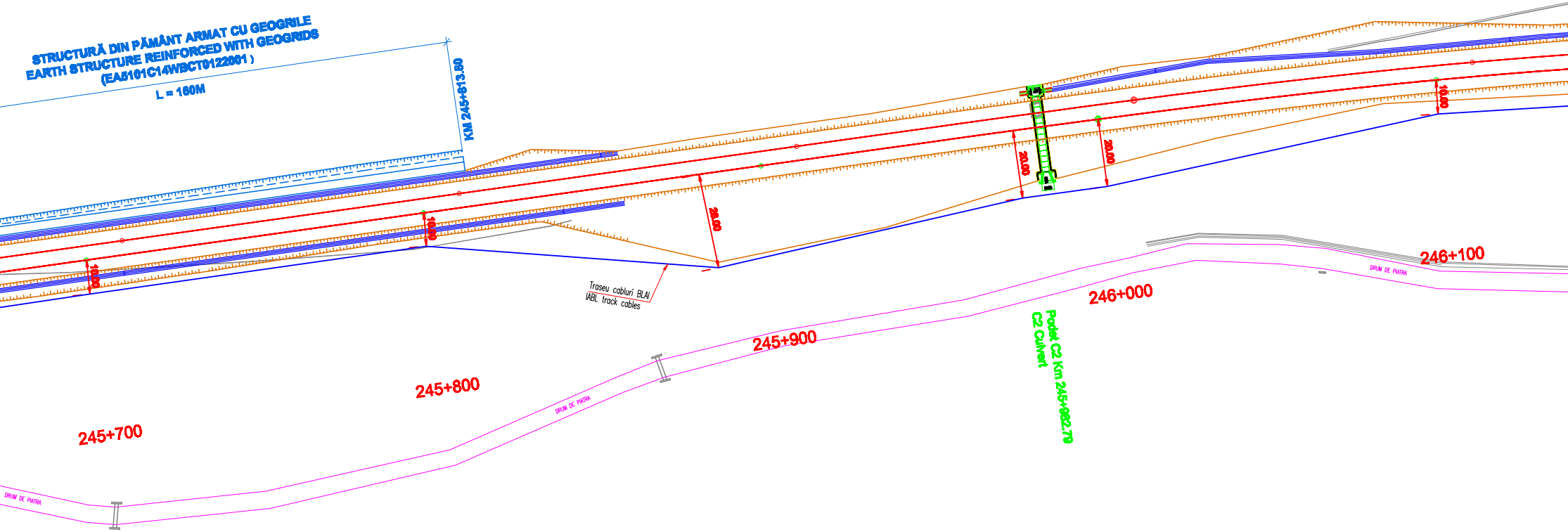
STRUCTURĂ DIN PĂMÂNT ARMAT CU GEOGRILE
EARTH STRUCTURE REINFORCED WITH GEOGRIDS
(EA5101C14WBCT0122001)
L = 160M
KM 245+813.80
10.00
10.00
28.00
Traseu cabluri BLAI
IABL track cables
20.00
20.00
10.00
Podet C2 Km 245+982.79
C2 Culvert
245+700
245+800
245+900
246+000
246+100
DRUM DE PIATRA
DRUM DE PIATRA
DRUM DE PIATRA

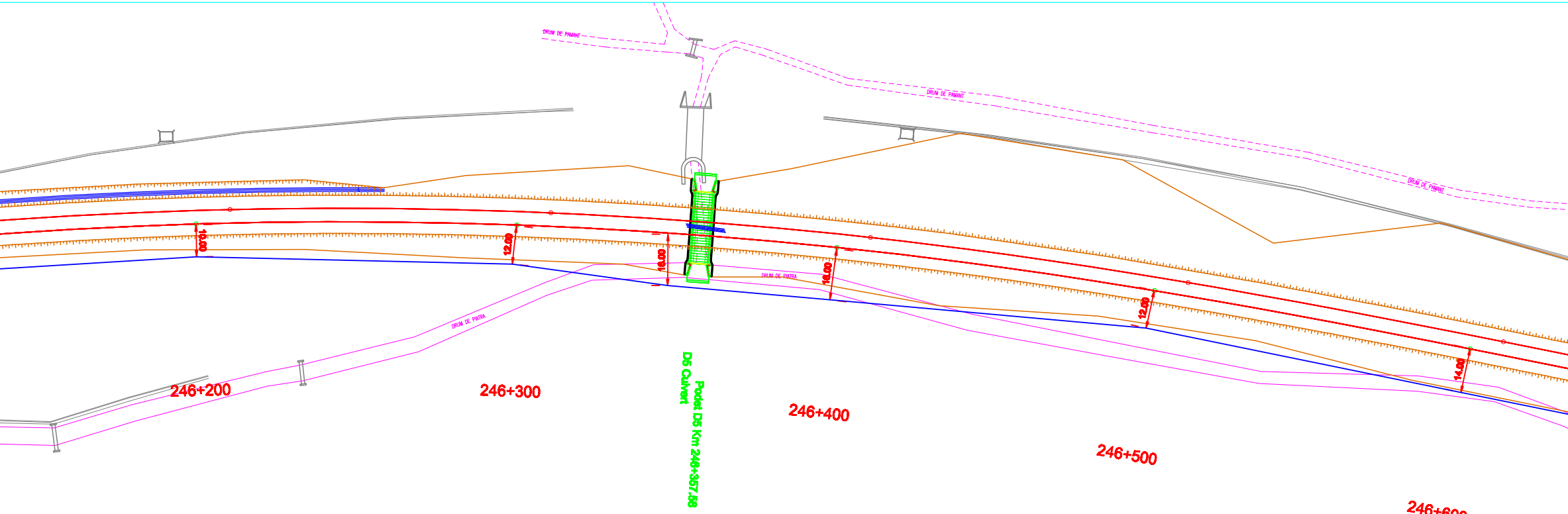
DRUM DE PAMANT
DRUM DE PAMANT
DRUM DE PAMANT
DRUM DE PIATRA
DRUM DE PIATRA
10.00
12.00
16.00
16.00
12.00
14.00
246+200
246+300
D5 Culvert
Podet D5 Km 246+357.58
246+400
246+500
246+600

LEGENDA LEGEND

Simbol pentru semnal BLI
Symbol for IBL signal

Simbol pentru indicator de viteza
Symbol for speed indicator

Semnal avertizare rutiera cu sau fara bariera
Warning signal on the level crossing with or without barriers

Semnal repetitor
Repeater signal for IBL

Semnal de avarie la trecere la nivel
Level crossing damage signal

0.5Khz Inductor cale 500Hz
INDUSI beacon

1/2Khz Inductor cale 1000/2000Hz
INDUSI beacon

Bobine de joantã
Joint coils

Cablu BLA proiectat in sapatura
Projected ABL cable in ditch

Cablu BLA proiectat in tuburi PVC
Projected ABL cable in PVC pipes

Cablu BLA proiectat in canal
Projected ABL cable in duct

Bobina de joanta–cap alimentare
Impedance bond–supply end

Bobina de joanta–cap receptie
Impedance bond–receiving end

Joante izolante
Insulated joints

Dulap semnal
Signal cabin

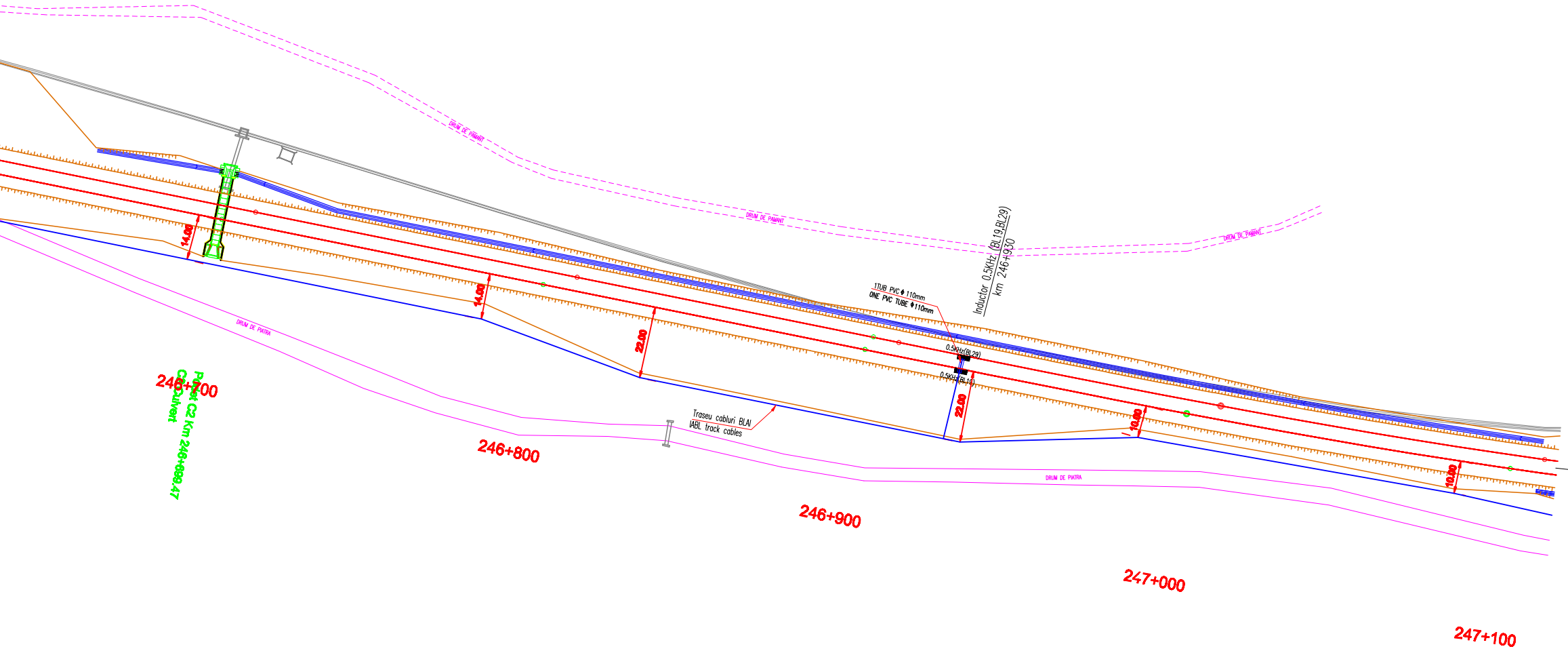
DRUM DE PAMANT
DRUM DE PAMANT
DRUM DE PAMANT
Inductor 0.5KHz (BL19,BL29)
km 246+930
1TUB PVC Φ 110mm
ONE PVC TUBE Φ110mm
0.5KHz(BL29)
0.5KHz(BL19)
14.00
14.00
22.00
22.00
10.00
10.00
DRUM DE PIATRA
DRUM DE PIATRA
Traseu cabluri BLAI
IABL track cables
Podet C2 Km 246+699.47
Culvert
246+700
246+800
246+900
247+000
247+100

ARCHITA

D					
C					
B					
A					
Indice Index	Data Date	Modificare Modification/Revision	Proiectant Designer	Aprobat Consultant Approved Consultant	Aprobat CFR Approved CFR

GUVERNUL ROMANIEI
ROMANIAN GOVERNMENT

PROIECT FINANŢAT DE UNIUNEA EUROPEANĂ
EUROPEAN UNION FINANCED PROJECT

CFR

CLIENT / CLIENT

C.N.C.F. "C.F.R." - S.A.

ITALFERR
GRUPPO FERROVIE DELLO STATO
Joint Venture leader

Scott Wilson

OBERMEYER
PLANEN + BERATEN GmbH

TECNIC
Consulting Engineers

CONSULTANT / CONSULTANT

			Data Date	Semnătură Signature
Aprobat Approved	Sef proiect Project manager	R. Liuzza	12.2011	
Aprobat Approved	Coordonator Sectiune 1 Section 1 Coordinator	C. Gambelli	12.2011	
Verificat Checked	Expert Cheie Key Expert	P. Amodio	12.2011	

SUBCONTRACTANT / SUBCONTRACTOR

AREX COMPANY

Aprobat Approved	Responsabil Subconsultant Subconsultant Responsible	A. Stanciu - Dinulescu	12.2011	
Întocmit Elaborated	Proiectant Designer	Marius Holbură	12.2011	

Reabilitarea liniei de cale ferata Braşov - Simeria, parte componentă a coridorului IV Pan European, pentru circulaţia trenurilor cu viteza maximă de 160 km/h,
Tronsonul : Braşov - Sighişoara
Rehabilitation of the railway line Braşov - Simeria, component Part of the IV Pan-European Corridor, for the trains circulation with maximum speed of 160 km/h,
Section : Braşov - Sighişoara

Proiect/Project
2004/RO/16/P/PA/003

Faza / Phase:
P.Th. / T.D.

Denumire desen / Drawing Title :

Statia / Station Caţa
Plan de situaţie - Interval Caţa-Archita
Layout - Caţa-Archita Section
Instalatii BLAI / IABL Installations
km 244+000 - km 247+100

Codificare / Codification System	Scara / Scale 1:1000	LOT / LOT	Nr. / No 04 / 06

E A 5 1 | 0 1 | C | 1 4 | L 7 | S E | 0 1 | 4 | 2 | 0 0 2 | 2

(3400x297)