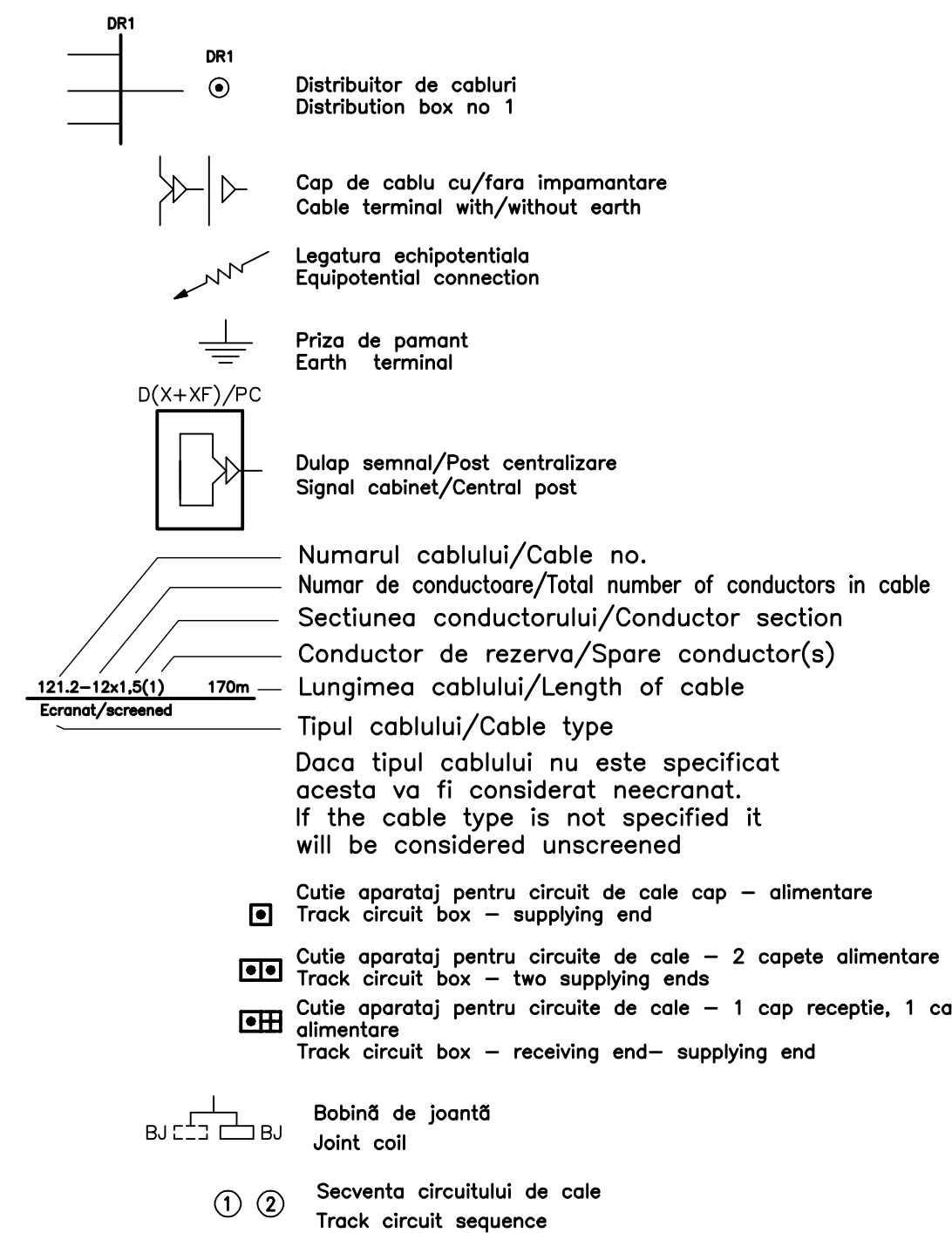


LEGENDA  
SYMBOLS



|   |  |  |  |  |  |
|---|--|--|--|--|--|
| D |  |  |  |  |  |
| C |  |  |  |  |  |
| B |  |  |  |  |  |
| A |  |  |  |  |  |

| Indice | Data | Modificari             | Proiectant | Approbat            | Approbat CFR |
|--------|------|------------------------|------------|---------------------|--------------|
| Indice | Date | Modifications/Revision | Designer   | Approved Consultant | Approved CFR |



**CLIENT / CLIENT**

**C.N.C.F. "C.F.R." - S.A.**

**CONSULTANT / CONSULTANT**

ITALFERR, Scott Wilson, OBERMEYER PLANEN + BERATEN GmbH, TECNIC Consulting Engineers

| Approbat  | Responsabil                  | Data    | Semnatura   |
|-----------|------------------------------|---------|-------------|
| Approved  | Self protect Project manager | 12.2011 | [Signature] |
| Approved  | Coordinator Section 1        | 12.2011 | [Signature] |
| Verificat | Expert Cable Key Expert      | 12.2011 | [Signature] |

| Approbat | Responsabil               | Data    | Semnatura   |
|----------|---------------------------|---------|-------------|
| Approved | Responsible Subconsultant | 12.2011 | [Signature] |
| Intocmit | Proiectant Designer       | 12.2011 | [Signature] |

Reabilitarea liniei de cale ferata Brasov - Simeria, parte componenta a coridorului IV Pan European, pentru circulatia trenurilor cu viteza maxima de 160 km/h, Tronsonul : Brasov - Sighisoara

Rehabilitation of the railway line Brasov - Simeria, component Part of the IV Pan-European Corridor, for the trains circulation with maximum speed of 160 km/h, Section : Brasov - Sighisoara

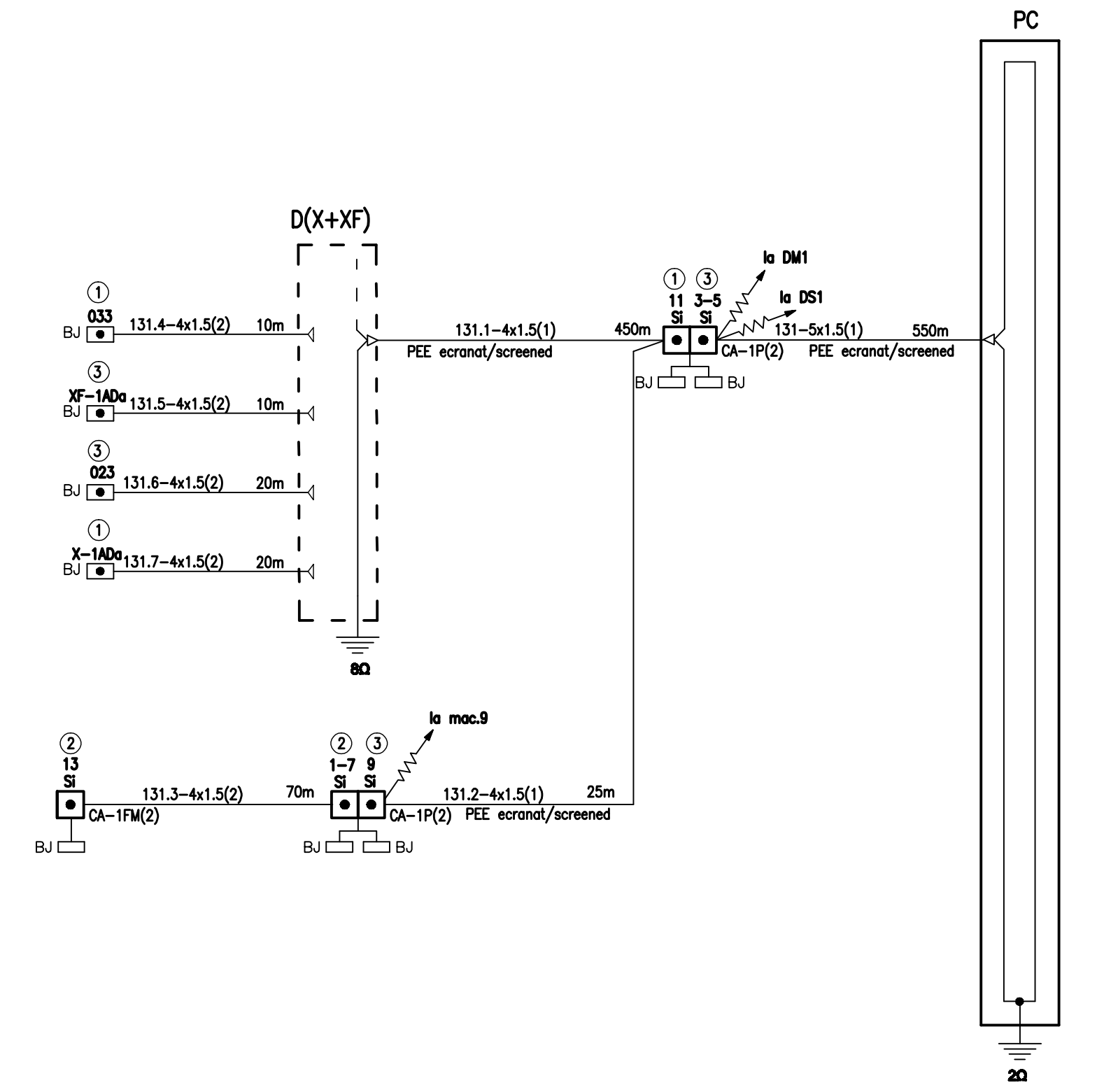
Project/Project 2004/RQ16/PPA003

Faza / Phase: P.Th. / T.D.

Denumire desen / Drawing Title :  
**Statie / Station ARCHITA**  
Plan cablaj retele cabluri alimentare  
Cable lay-out track circuits - supplying boxes

| Codificare / Codification System | Scara / Scale  | LOT / LOT | Nr. / No |
|----------------------------------|----------------|-----------|----------|
| EA51 01 C 15 UX SE 01 5 2 008 0  | 1/4 / No scale |           | 01 / 03  |

420x297=0.13mp

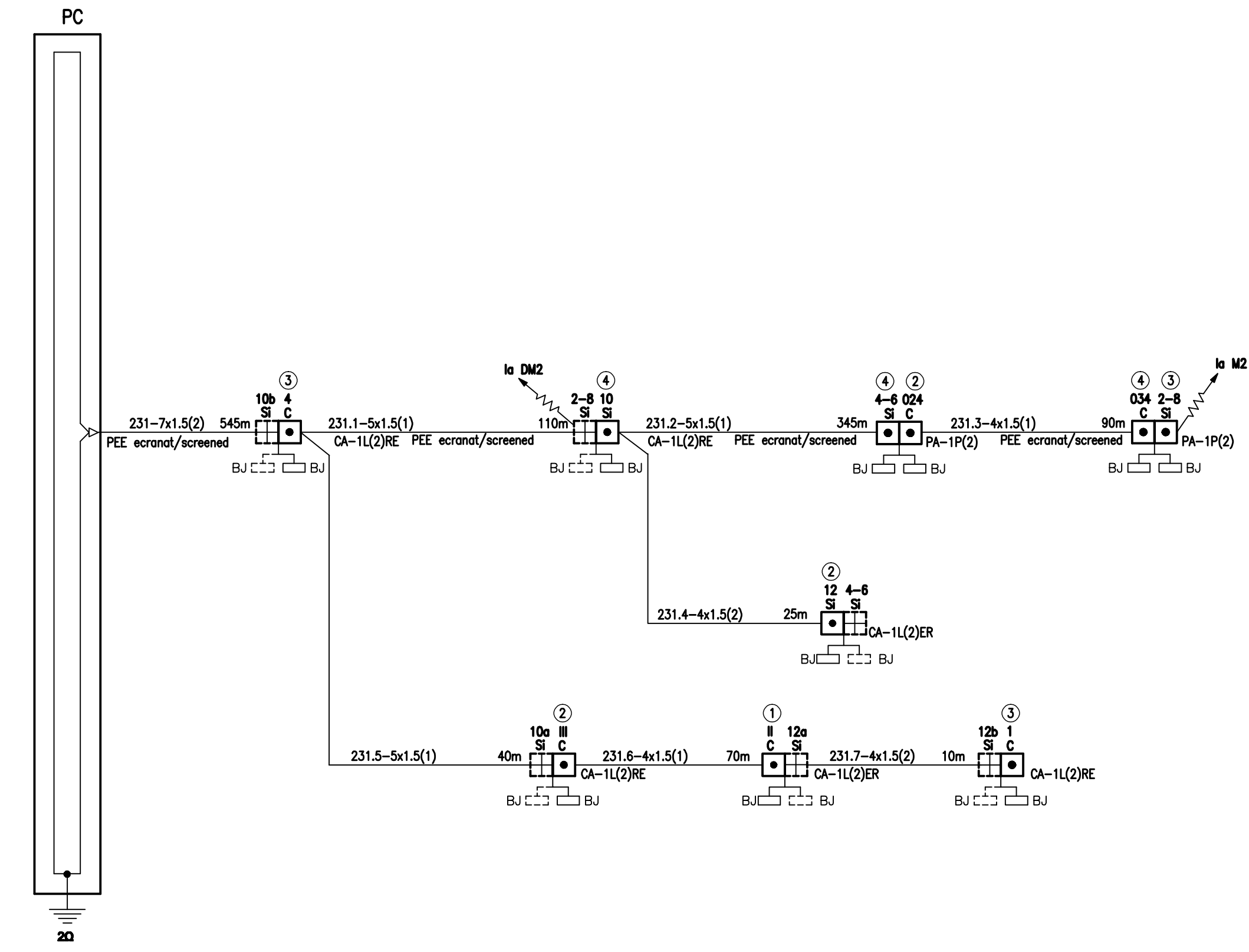


Plan de cablaj al pictetilor de alimentare cap X - C 131  
Cable lay-out track circuits (supplying boxes) X end

EA51 01 C 15 UX SE 015 2 008 0 02/03

420x297=0.13mp

Statie: ARCHITA



Plan de cablaj al pictetilor de alimentare cap Y - C 231  
Cable lay-out track circuits (supplying boxes) Y end

EA51 01 C 15 UX SE 015 2 008 0 03/03

420x297=0.13mp

Statie: ARCHITA