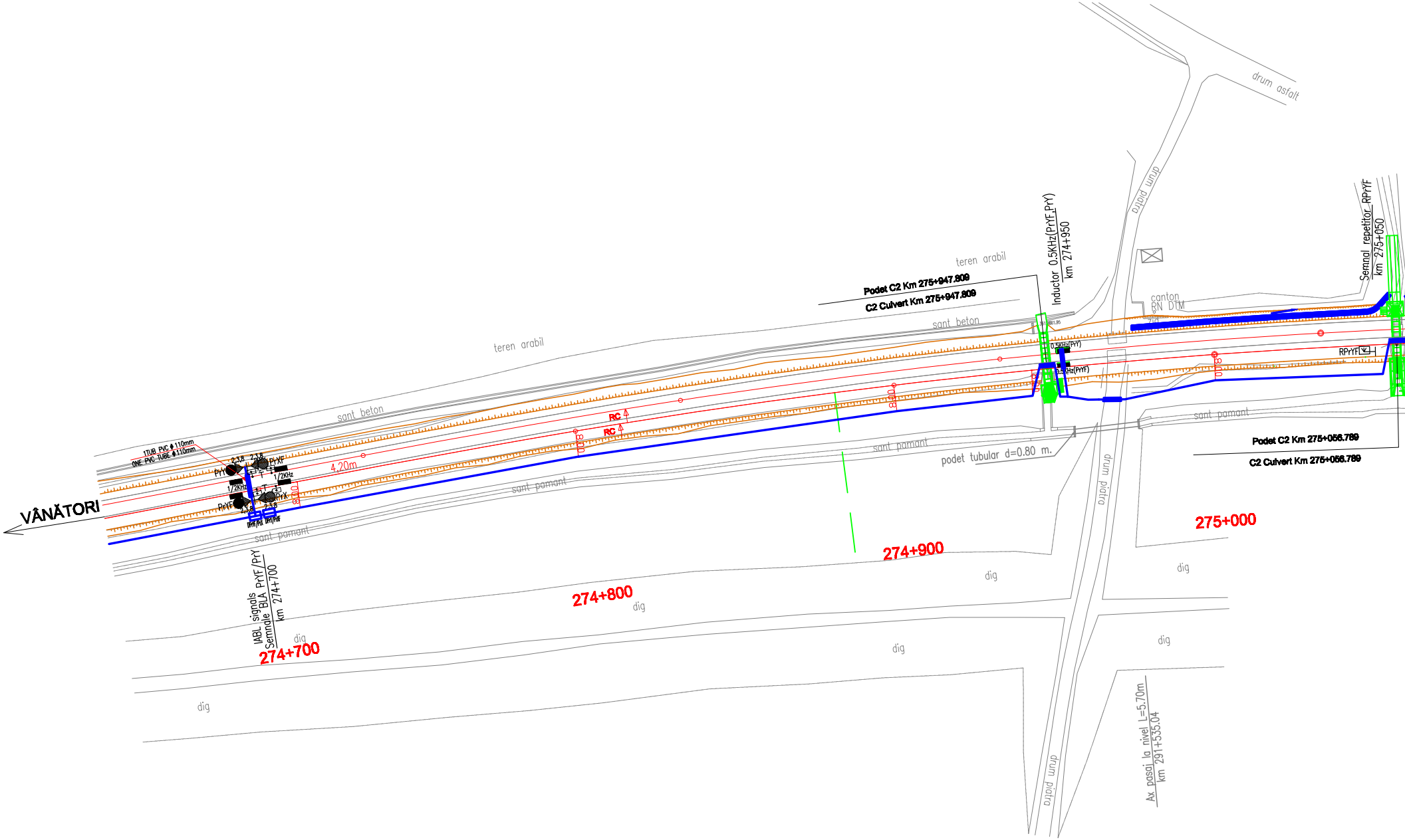
VÂNĂTORI
1TUB PVC ϕ 110mm
ONE PVC TUBE ϕ 110mm
PrY
PrYF
PrXF
PrX
2,3,8
1/2KHz
DAYF/PrX
DAY/PrXF
4,20m
8,00
RC
sant beton
teren arabil
sant pamant
IABL signals
Semnale BLA PrYF/PrY
km 274+700
274+700
274+800
274+900
275+000
dig
Podet C2 Km 275+947.809
C2 Culvert Km 275+947.809
Inductor 0.5KHz(PrYF,PrY)
km 274+950
0.5KHz(PrY)
0.5KHz(PrYF)
podet tubular d=0.80 m.
drum piatra
drum asfalt
canton
RN DTM
Semnal repetitor RPrYF
km 275+050
RPrYF
Podet C2 Km 275+056.789
C2 Culvert Km 275+056.789
Ax pasaj la nivel L=5.70m
km 291+535.04

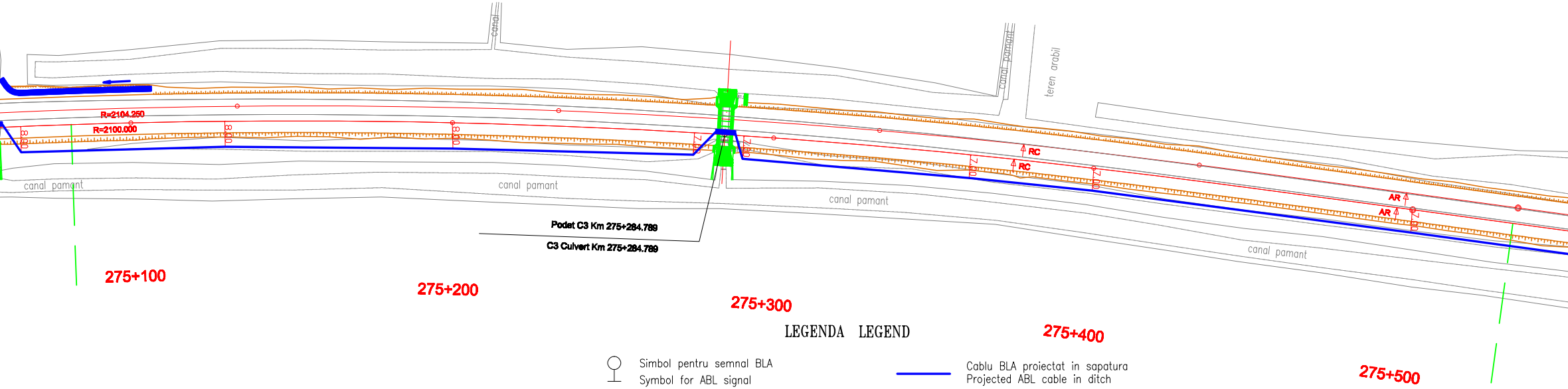
canal
canal pamant
teren arabil
R=2104.250
R=2100.000
8.00
8.00
8.00
7.00
7.00
7.00
7.00
7.00
RC
RC
AR
AR
canal pamant
canal pamant
canal pamant
canal pamant
Podet C3 Km 275+284.789
C3 Culvert Km 275+284.789
275+100
275+200
275+300
275+400
275+500

LEGENDA LEGEND

Simbol pentru semnal BLA
Symbol for ABL signal

Simbol pentru indicator de viteza
Symbol for speed indicator

Semnal avertizare rutiera cu sau fara bariera
Warning signal on the level crossing with or without barriers

Semnal repetitor
Repeater signal for ABL

Semnal de avarie la trecere la nivel
Level crossing damage signal

0.5Khz ■ Inductor cale 500Hz
INDUSI beacon

1/2Khz ■ Inductor cale 1000/2000Hz
INDUSI beacon

Bobine de joantă
Joint coils

Cablu BLA proiectat in sapatura
Projected ABL cable in ditch

Cablu BLA proiectat in tuburi PVC
Projected ABL cable in PVC pipes

Cablu BLA proiectat in canal
Projected ABL cable in duct

Bobina de joanta–cap alimentare
Impedance bond–supply end

Bobina de joanta–cap receptie
Impedance bond–receiving end

Joante izolante
Insulated joints

Dulap semnal
Signal cabin

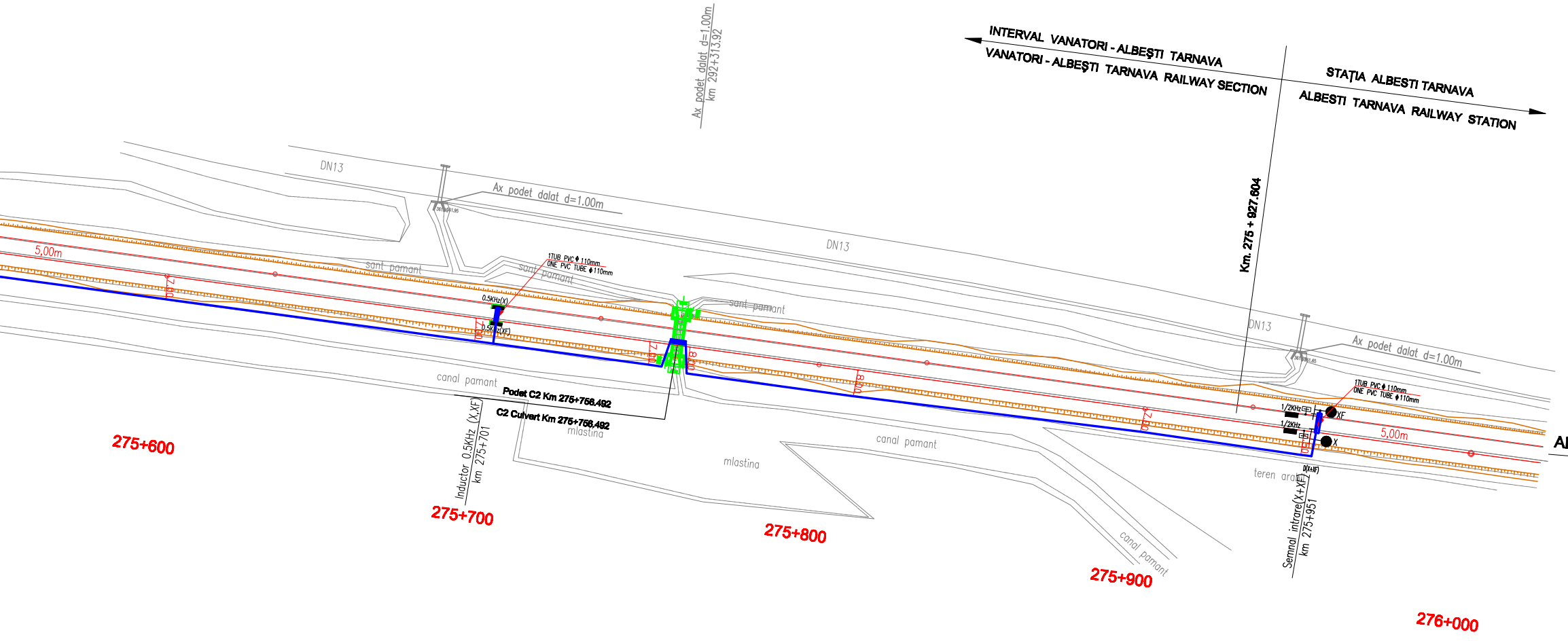

INTERVAL VANATORI - ALBEŞTI TARNAVA
VANATORI - ALBEŞTI TARNAVA RAILWAY SECTION
STAȚIA ALBESTI TARNAVA
ALBESTI TARNAVA RAILWAY STATION
Km. 275 + 927.604
Ax podet dalat d=1.00m
km 292+313.92
DN13
Ax podet dalat d=1.00m
DN13
DN13
Ax podet dalat d=1.00m
sant pamant
sant pamant
sant pamant
5,00m
7,00
1TUB PVC ɸ 110mm
ONE PVC TUBE ɸ 110mm
0.5KHz(X)
0.5KHz(XF)
7,00
7,00
8,00
8,00
7,00
canal pamant
Podet C2 Km 275+756.492
C2 Culvert Km 275+756.492
mlastina
mlastina
canal pamant
canal pamant
Inductor 0.5KHz (X,XF)
km 275+701
1TUB PVC ɸ 110mm
ONE PVC TUBE ɸ 110mm
1/2KHz
1/2KHz
XF
X
5,00m
D(X+XF)
teren arabil
Semnal intrare(X+XF)
km 275+951
AL
275+600
275+700
275+800
275+900
276+000

LBESTI TARNAVA

D					
C					
B					
A					
Indice Index	Data Date	Modificare Modification/Revision	Proiectant Designer	Aprobat Consultant Approved Consultant	Aprobat CFR Approved CFR

GUVERNUL ROMANIEI
ROMANIAN GOVERNMENT

PROIECT FINANŢAT DE UNIUNEA EUROPEANĂ
EUROPEAN UNION FINANCED PROJECT

CFR

CLIENT / CLIENT

C.N.C.F. "C.F.R." - S.A.

ITALFERR
GRUPPO FERROVIE DELLO STATO
Joint Venture leader

Scott Wilson

OBERMEYER
PLANEN + BERATEN GmbH

TECNIC
Consulting Engineers

CONSULTANT / CONSULTANT

			Data Date	Semnătură Signature
Aprobat Approved	Şef proiect Project manager	R. Liuzza	12.2011	
Aprobat Approved	Coordonator Secţiune 1 Section 1 Coordinator	C. Gambelli	12.2011	
Verificat Checked	Expert Cheie Key Expert	P. Amodio	12.2011	

SUBCONTRACTANT / SUBCONTRACTOR

AREX COMPANY

Aprobat Approved	Responsabil Subconsultant Subconsultant Responsible	A. Stanciu - Dinulescu	12.2011	
Întocmit Elaborated	Proiectant Designer	Marius Holbură	12.2011	

Reabilitarea liniei de cale ferata Braşov - Simeria, parte componentă a coridorului IV Pan European, pentru circulaţia trenurilor cu viteza maximă de 160 km/h,
Tronsonul : Braşov - Sighişoara
Rehabilitation of the railway line Braşov - Simeria, component Part of the IV Pan-European Corridor, for the trains circulation with maximum speed of 160 km/h,
Section : Braşov - Sighişoara

Proiect/Project
2004/RO/16/P/PA/003

Faza / Phase:
P.Th. / T.D.

Denumire desen / Drawing Title :

Statia / Station Albeşti Târnava
Plan de situaţie - Interval Vânători-Albeşti Târnava /
Layout - Vânători-Albeşti Târnava Section
Instalaţii BLAI / IABL Installations
km 274+700 - km 275+960

Codificare / Codification System	Scara / Scale 1:1000	LOT / LOT	Nr. / No 01 / 01

EA51 01 C 18 L7 SE 01 8 2 001 1

(1700x297)