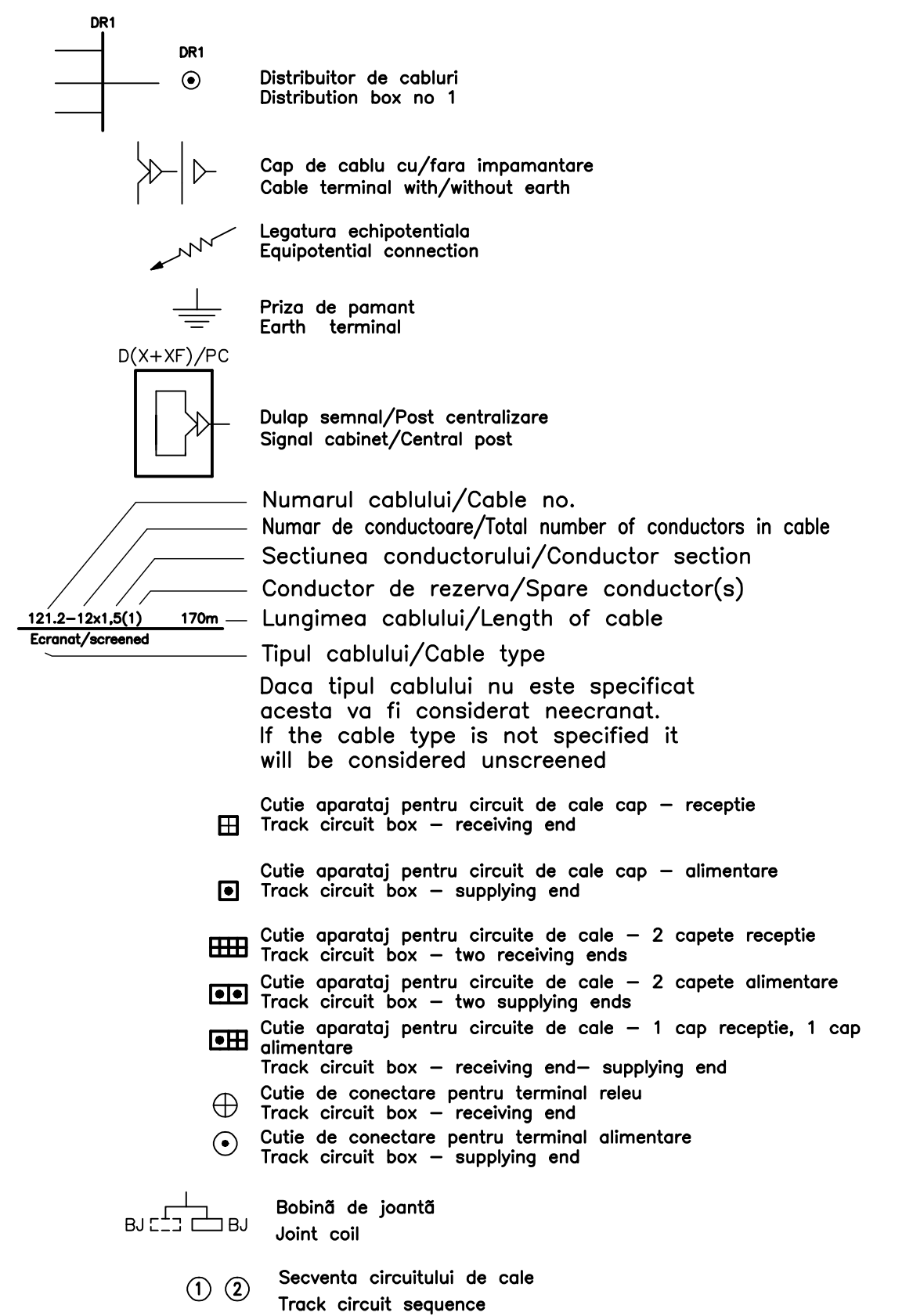
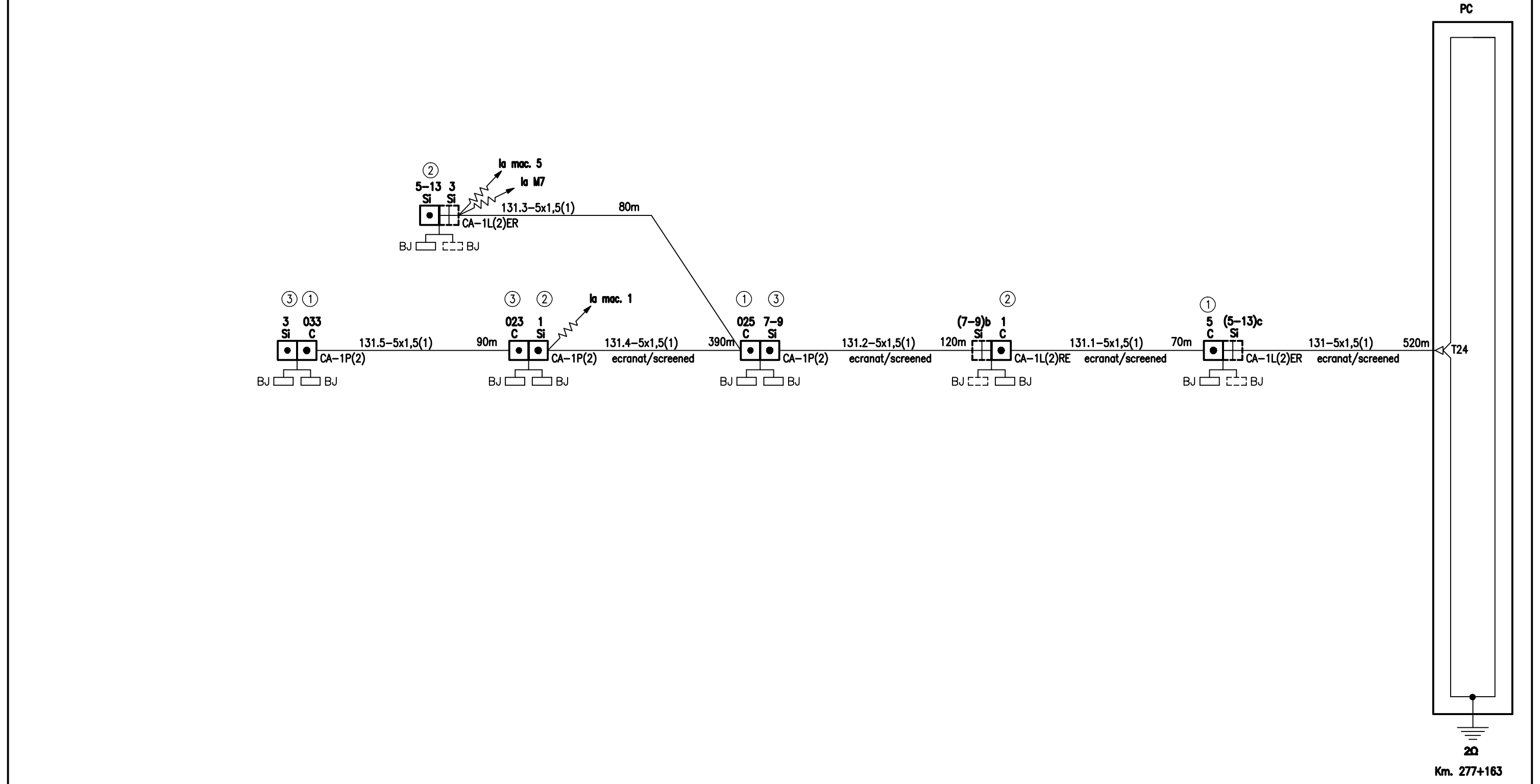


**LEGENDA  
SYMBOLS**



D					
C					
B					
A					
Indice Index	Data Date	Modificari/Revisiuni Modifications/Revisions	Proiectant Designer	Aprobat Consultant Approved Consultant	Aprobat CFR Approved CFR
		<b>GUVERNUL ROMANIEI</b> ROMANIAN GOVERNMENT		PROIECT FINANȚAT DE UNIUNEA EUROPEANĂ EUROPEAN UNION FINANCED PROJECT	
		<b>C.N.C.F. "C.F.R." - S.A.</b>			
		<b>ITALFERR</b> GRUPPO FERROVIE DELLO STATO Joint Venture leader		<b>Scot Wilson</b>	
		<b>OBERMEYER</b> PLANEN + BERATEN GmbH		<b>TECNICA</b> Consulting Engineers	
CONSULTANT / CONSULTANT			Data Date	Semnatura/Signature	
Aprobat/Approved	Nr. proiect/Project manager	R. Lizza	12.12.2011		
Aprobat/Approved	Coordonator Sectiune 1/Section 1 Coordinator	C. Gambell	12.12.2011		
Verificat/Checked	Expert Cheie/Key Expert	P. Amodio	12.12.2011		
SUBCONTRACTANT / SUBCONTRACTOR			Data Date	Semnatura/Signature	
Aprobat/Approved	Responsabil Subcontractant/ Subcontractant Responsible	A. Stancu - Dinulescu	12.12.2011		
Intocmit/Elaborated	Proiectant/Designer	ing. Juganaru Adriana	12.12.2011		
<b>Reabilitarea liniei de cale ferata Braşov - Simeria, parte componentă a coridorului IV Pan European, pentru circulaţia trenurilor cu viteză maximă de 160 km/h, Tronsonul : Braşov - Sighişoara</b> <b>Rehabilitation of the railway line Braşov - Simeria, component Part of the IV Pan-European Corridor, for the trains circulation with maximum speed of 160 km/h, Section : Braşov - Sighişoara</b>			<b>Project/Project</b> 2004/RO16/PPA/003		
<b>Denumire desen / Drawing Title :</b> <b>Statiă / Station ALBESTI TARNAVA</b> <b>Plan cablaj reţele cabluri alimentare</b> <b>Cable lay-out track circuit-supplying boxes</b>			<b>Faza / Phase:</b> P.Th. / T.D.		
Codificare / Codification System		Scara / Scale	LOT / LOT	Nr. / No	
EA51 01 C 19 UX SE 01 9 2 008 1		1/1		01 / 08	

1470x297=0.44mp

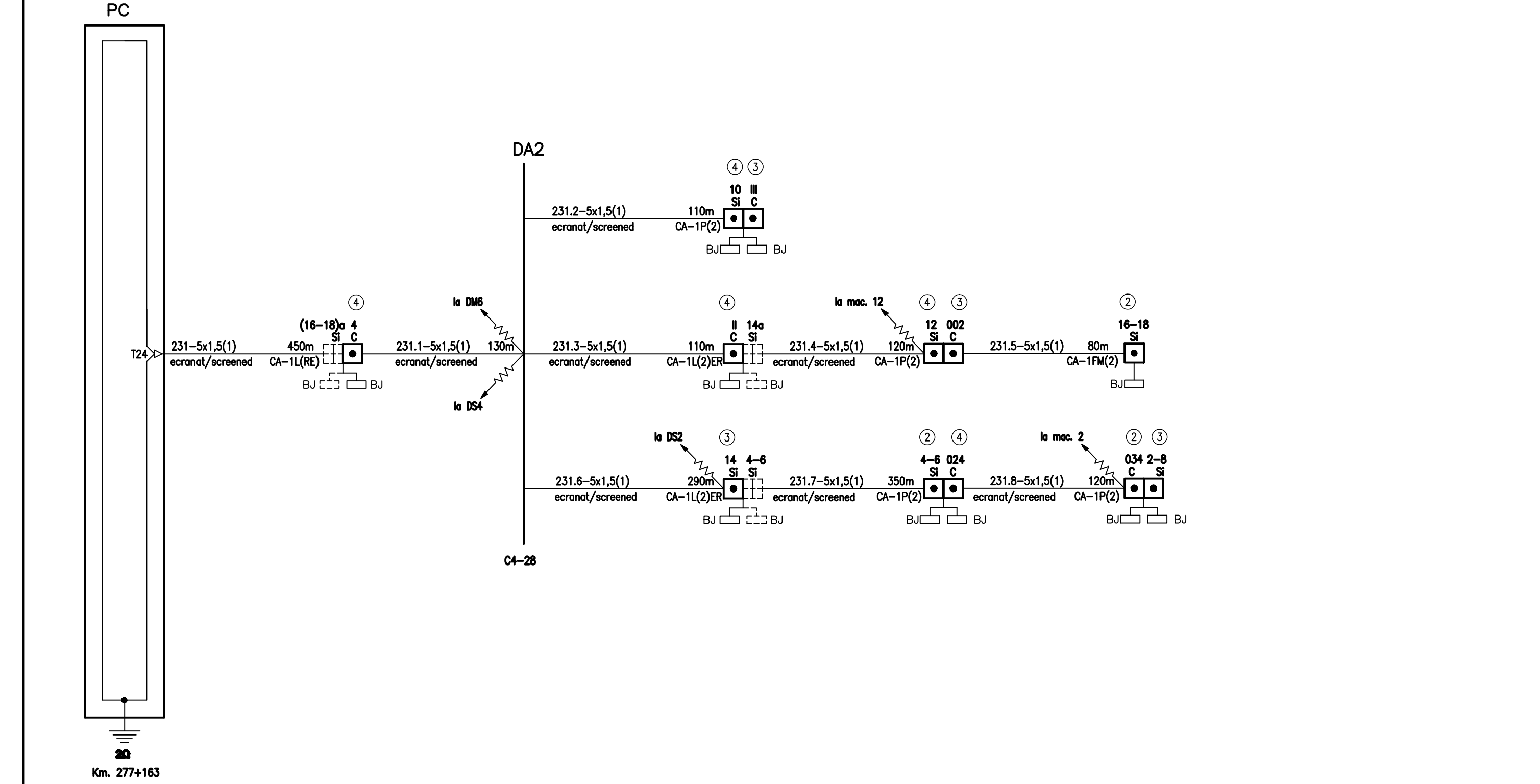


Plan de cablaj al pictetilor de alimentare cap X - C 131  
 Cable lay-out track circuits (supplying boxes) X end

EA51 01 C 19 UX SE 019 2 008 1 02/03

420x297=0.13mp

Statiă: Albesti



Plan de cablaj al pictetilor de alimentare cap Y - C 231  
 Cable lay-out track circuits (supplying boxes) Y end

EA51 01 C 19 UX SE 019 2 008 1 03/03

420x297=0.13mp

Statiă: Albesti