D					
C					
B					
A					
Indice Index	Data Date	Modificare Modification/Revision	Proiectant Designer	Aprobat Consultant Approved Consultant	Aprobat CFR Approved CFR

GUVERNUL ROMANIEI
ROMANIAN GOVERNMENT

PROIECT FINANŢAT DE UNIUNEA EUROPEANĂ
EUROPEAN UNION FINANCED PROJECT

CLIENT / CLIENT

C.N.C.F. "C.F.R." - S.A.

CONSULTANT / CONSULTANT

			Data Date	Semnătura Signature
Aprobat Approved	Şef proiect Project manager	R. Liuzza	12.12.2011	
Aprobat Approved	Coordonator Secţiune 1 Section 1 Coordinator	C. Gambelli	12.12.2011	
Verificat Checked	Expert Cheie Key Expert	P. Arcadio	12.12.2011	

SUBCONTRACTANT / SUBCONTRACTOR

Aprobat Approved	Responsabil Subcontractant Subcontractor Responsible	A. Stanciu - Dinulescu	12.12.2011	
Întocmit Elaborated	Proiectant Designer	Ing. Juganaru Adriana	12.12.2011	

Reabilitarea liniei de cale ferata Brasov - Simeria, parte componentă a coridorului IV Pan European, pentru circulaţia trenurilor cu viteza maximă de 160 km/h,
Tronsonul : Brasov - Sighisoara
Rehabilitation of the railway line Brasov - Simeria, component Part of the IV Pan-European Corridor, for the trains circulation with maximum speed of 160 km/h,
Section : Brasov - Sighisoara

Proiect/Project
2004/RO/16/P/PA/003

Faza / Phase:
D.E. / D.D.

Denumire desen / Drawing Title :

Statia / Station SIGHISOARA
Diagrame de conectare semnale
Cable wiring diagrams for signals

Codificare / Codification System	Scara / Scale F.S. / No scale	LOT / LOT	Nr. / No 01 / 16
EA51 01 E 21 BX SE 02 1 2 008 0			

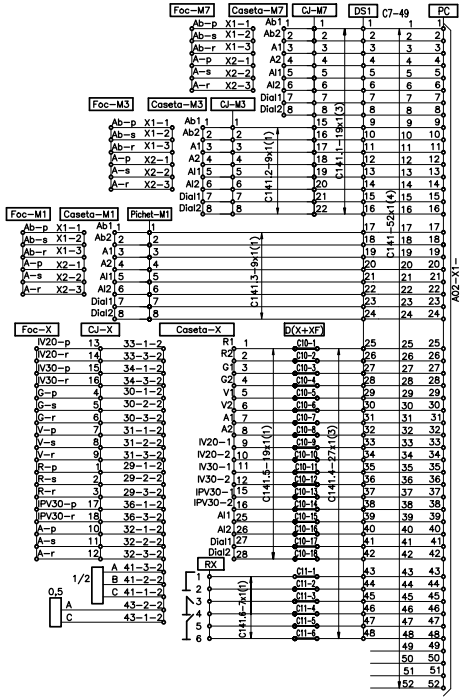

Foc-M7
Caseta-M7
CJ-M7
DS1
C7-49
PC
Foc-M3
Caseta-M3
CJ-M3
Foc-M1
Caseta-M1
Pichet-M1
Foc-X
CJ-X
Caseta-X
D(X+XF)
RX
C141.1-19x1(3)
C141.2-9x1(1)
C141.3-9x1(1)
C141-52x1(4)
C141.4-27x1(3)
C141.5-19x1(1)
C141.6-7x1(1)
A02-X1-

Diagrama cablului C 141

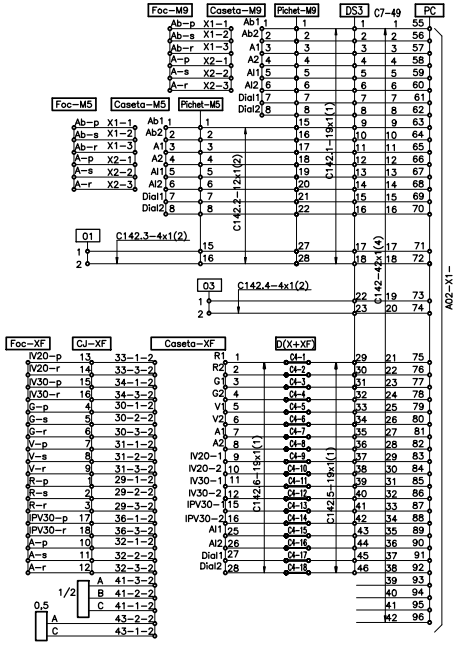

Foc-M9
Caseta-M9
Pichet-M9
DS3
C7-49
PC
Foc-M5
Caseta-M5
Pichet-M5
01
C142.3-4x1(2)
03
C142.4-4x1(2)
Foc-XF
CJ-XF
Caseta-XF
D(X+XF)
C142.1-19x1(1)
C142.2-12x1(2)
C142-42x1(4)
C142.6-19x1(1)
C142.5-19x1(1)
A02-X1-

Diagrama cablului C 142

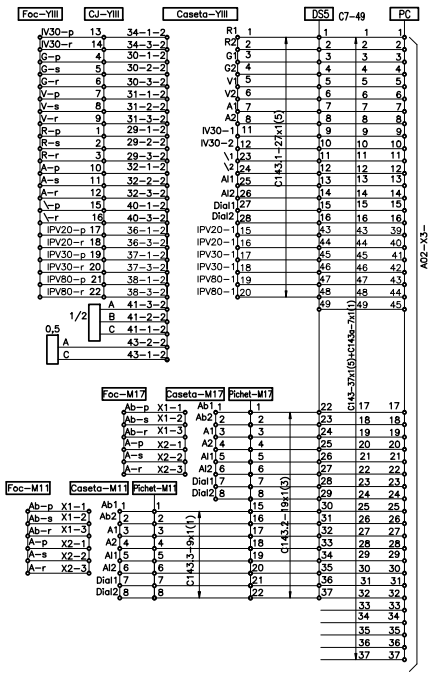
Foc-YIII
CJ-YIII
Caseta-YIII
DS5
C7-49
PC
C143.1-27x1(5)
C143-37x1(5)+C143a-7x1(1)
A02-X3-
Foc-M17
Caseta-M17
Pichet-M17
Foc-M11
Caseta-M11
Pichet-M11
C143.2-19x1(3)
C143.3-9x1(1)

Diagrama cablului C 143

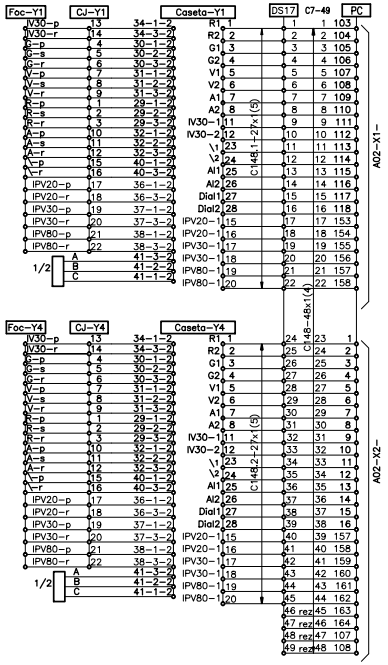
Foc-Y1
CJ-Y1
Caseta-Y1
DS17
C7-49
PC
C148.1-27x1(5)
C148-48x1(4)
A02-X1-
Foc-Y4
CJ-Y4
Caseta-Y4
C148.2-27x1(5)
A02-X2-

Diagrama cablului C 148

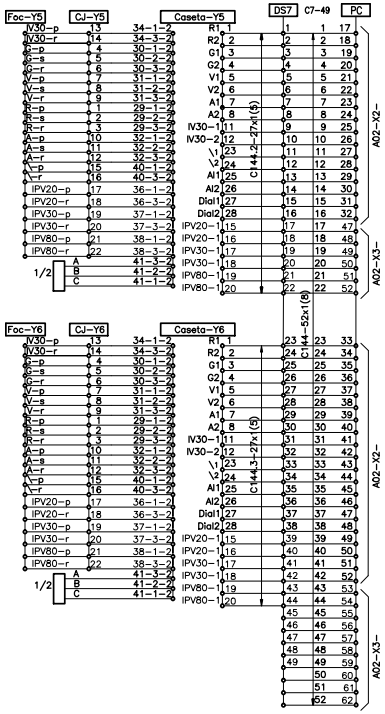
Foc-Y5
CJ-Y5
Caseta-Y5
DS7
C7-49
PC
C144.2-27x1(5)
A02-X2-
A02-X3-
C144-52x1(8)
Foc-Y6
CJ-Y6
Caseta-Y6
C144.3-27x1(5)
A02-X2-
A02-X3-

Diagrama cablului C 144

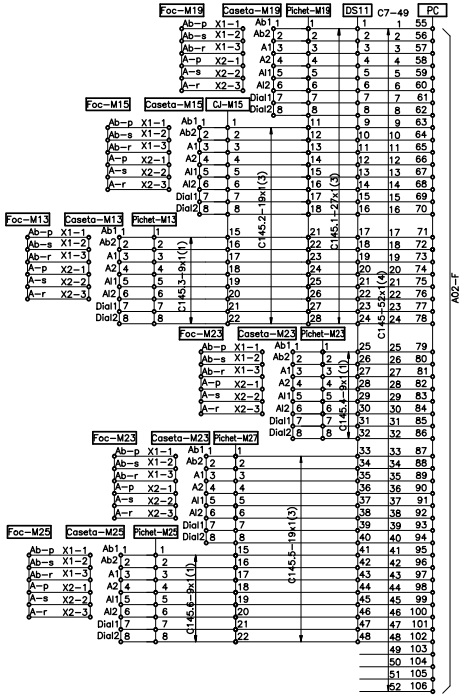
Foc-M19
Caseta-M19
Pichet-M19
DS11
C7-49
PC
Foc-M15
Caseta-M15
CJ-M15
Foc-M13
Caseta-M13
Pichet-M13
Foc-M23
Caseta-M23
Pichet-M23
Foc-M23
Caseta-M23
Pichet-M27
Foc-M25
Caseta-M25
Pichet-M25
C145.1-27x1(3)
C145.2-19x1(3)
C145.3-9x1(1)
C145.4-9x1(1)
C145.5-19x1(3)
C145.6-9x1(1)
C145-52x1(4)
A02-F

Diagrama cablului C 145

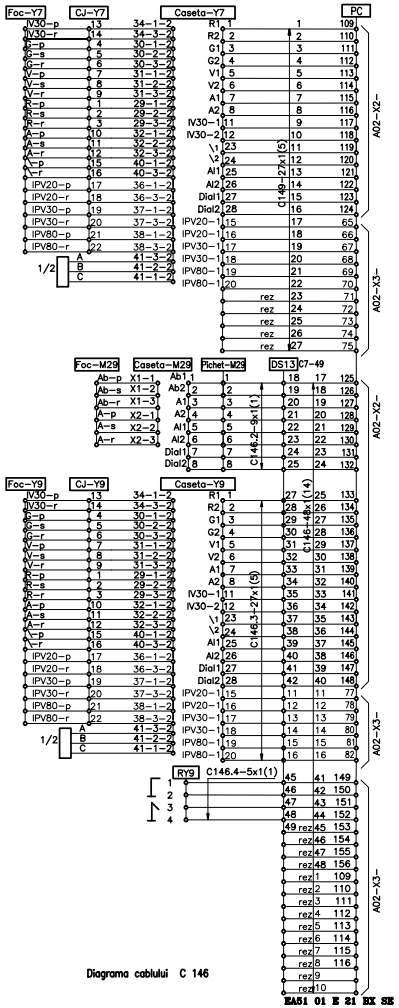
Foc-Y7
CJ-Y7
Caseta-Y7
PC
C149-27x1(5)
A02-X2-
A02-X3-
Foc-M29
Caseta-M29
Pichet-M29
DS13
C7-49
C146.2-9x1(1)
Foc-Y9
CJ-Y9
Caseta-Y9
C146.3-27x1(5)
C146-48x1(14)
RY9
C146.4-5x1(1)
1/2

Diagrama cablului C 146

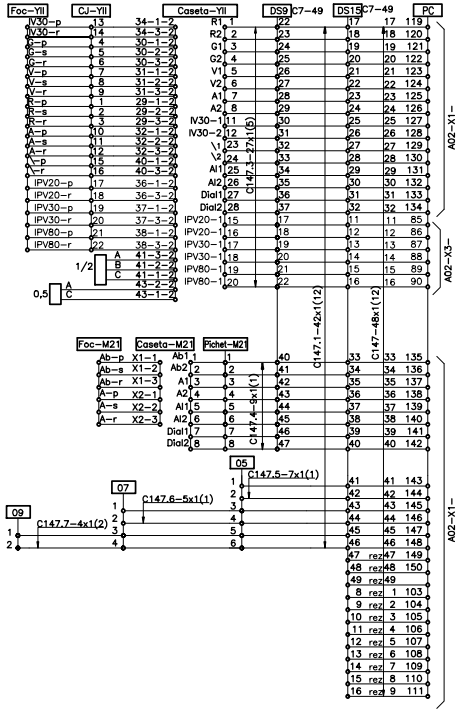
Foc-YII
CJ-YII
Caseta-YII
DS9
C7-49
DS15
C7-49
PC
C147.3-27x1(5)
C147.1-42x1(12)
C147-48x1(12)
A02-X1-
A02-X3-
Foc-M21
Caseta-M21
Pichet-M21
C147.4-9x1(1)
05
C147.5-7x1(1)
07
C147.6-5x1(1)
09
C147.7-4x1(2)
0,5

Diagrama cablului C 147


PC
DS2
C7-49
Pichet-M4
Caseta-M4
Foc-M4
C241.1-19x1(3)
Pichet-M2
Caseta-M2
Foc-M2
C241.2-9x1(1)
C241-52x1(4)
Pichet-M6
Caseta-M6
Foc-M6
C241.3-9x1(1)
A03-X1-
D(Y+YF)
Caseta-YF
CJ-YF
Foc-YF
C241.4-27x1(3)
C241.5-19x1(1)
CJ-RYF
C241.6-7x1(1)
1/2
0,5

Diagrama cablului C 241

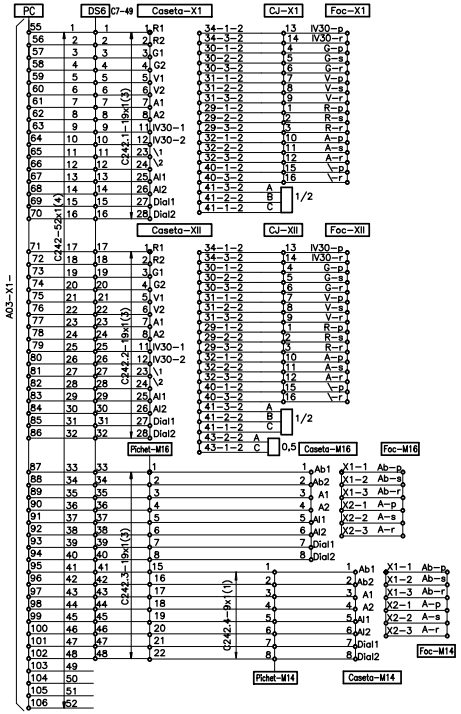
PC
DS6
C7-49
Caseta-X1
CJ-X1
Foc-X1
C242.1-19x1(3)
C242-52x1(4)
Caseta-XII
CJ-XII
Foc-XII
C242.2-19x1(3)
1/2
0,5
Pichet-M16
Caseta-M16
Foc-M16
C242.3-19x1(3)
C242.4-9x(1)
Foc-M14
Pichet-M14
Caseta-M14
A03-X1-

Diagrama cablului C 242

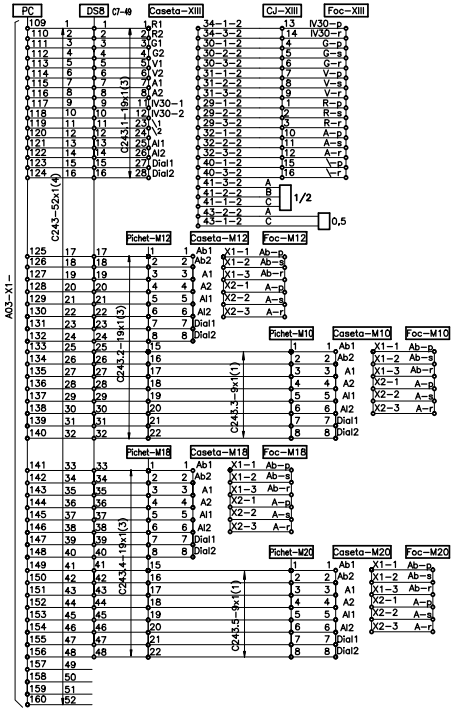
PC
DS8
C7-49
Caseta-XIII
CJ-XIII
Foc-XIII
C243.1-19x1(3)
1/2
0,5
C243-52x1(4)
Pichet-M12
Caseta-M12
Foc-M12
C243.2-19x1(3)
Pichet-M10
Caseta-M10
Foc-M10
C243.3-9x1(1)
Pichet-M18
Caseta-M18
Foc-M18
C243.4-19x1(3)
Pichet-M20
Caseta-M20
Foc-M20
C243.5-9x1(1)
A03-X1-

Diagrama cablului C 243


PC
DS10
C7-49
DS4
Pichet-M8
Caseta-M8
Foc-M8
D(Y+YF)
Caseta-Y
CJ-Y
Foc-Y
CJ-RY
CJ-RX1
CJ-RXII
CJ-RXIII
A03-X2-
C244-52x1(4)
C244-37x1(5)
C244.6-27x1(5)
C244.7-19x1(1)
C244.5-9x1(1)
C244.8-7x1(1)
C244.2-4x1(0)
C244.3-7x1(1)
C244.4-7x1(1)
1/2
0,5

Diagrama cablului C 244

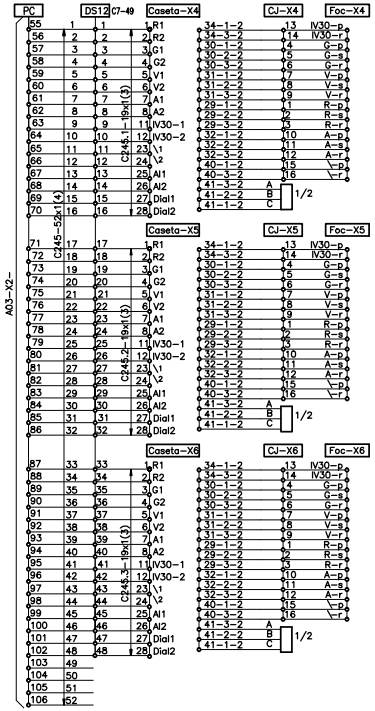
PC
DS12
C7-49
Caseta-X4
CJ-X4
Foc-X4
Caseta-X5
CJ-X5
Foc-X5
Caseta-X6
CJ-X6
Foc-X6
A03-X2-
C245-52x1(4)
C245.1-19x1(3)
C245.2-19x1(3)
C245.3-19x1(3)
1/2

Diagrama cablului C 245

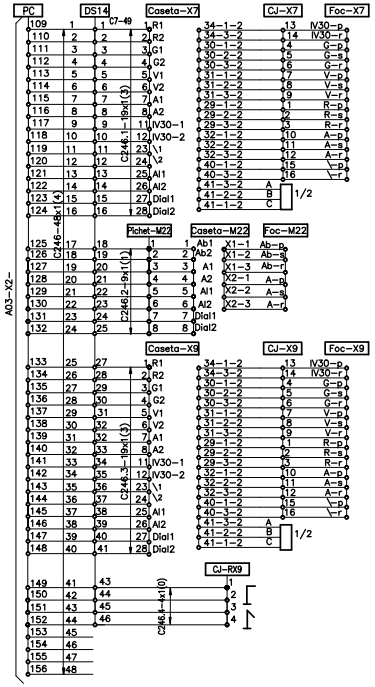
PC
DS14
C7-49
Caseta-X7
CJ-X7
Foc-X7
Pichet-M22
Caseta-M22
Foc-M22
Caseta-X9
CJ-X9
Foc-X9
CJ-RX9
A03-X2-
C246-48x1(4)
C246.1-19x1(3)
C246.2-9x1(1)
C246.3-19x1(3)
C246.5-4x1(0)
1/2

Diagrama cablului C 246