SCHEMA GEOMETRICA A TABLIERULUI
GENERAL SCHEME
GRINDA PRINCIPALA STANGA
LEFT MAIN GIRDER

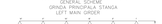

PLANUL ANTRETAZELOR
CROSS BARS – PLAN

GRINDA PRINCIPALA DREAPTA
RIGHT MAIN GIRDER

DETALIU GURA DE SCURGERE
SCARA 1:10

SECTIUNE LONGITUDINALA A–A
A–A LONGITUDINALE SECTION
SCARA 1:20

VEDERE IN PLAN B–B
B–B PLAN VIEW
SCARA 1:20

SECTIUNE TRANSVERSALA IN CAMP C–C
C–C CROSS SECTION IN FIELD
SCARA 1:20

SECTIUNE TRANSVERSALA PE ANTRETOAZA D–D
D–D CROSS SECTION ON CROSS BARS

DETALIU DE ANCORARE PENTRU
RIGIDIZARILE ORIZONTALE
SCARA 1:10



ARMAREA ZONELOR DE CAPAT A CUVEI DE BALAST (ARMATURA MEDIANA)
REINFORCING THE END AREAS OF THE BALLAST DESK BOX(MEDIAN REINFORCING BARS)
SCARA 1:50



DETALIU PENTRU INADIREA PRIN SUDURA
A ARMATURILOR DIN OTEL–BETON

SECTIUNE
A–A

MASURATOARE A ARMATURII
MEASURING OF THE REQUIRED REINFORCEMENTS

Marca	Diametru	Nr. buc.	L [m]	G [kg/m]	Greutate [kg]
1	32	2	12.00	6.31	151.44
2	32	2	12.00	6.31	151.44
3	32	2	12.00	6.31	151.44