SECTIUNE C-C

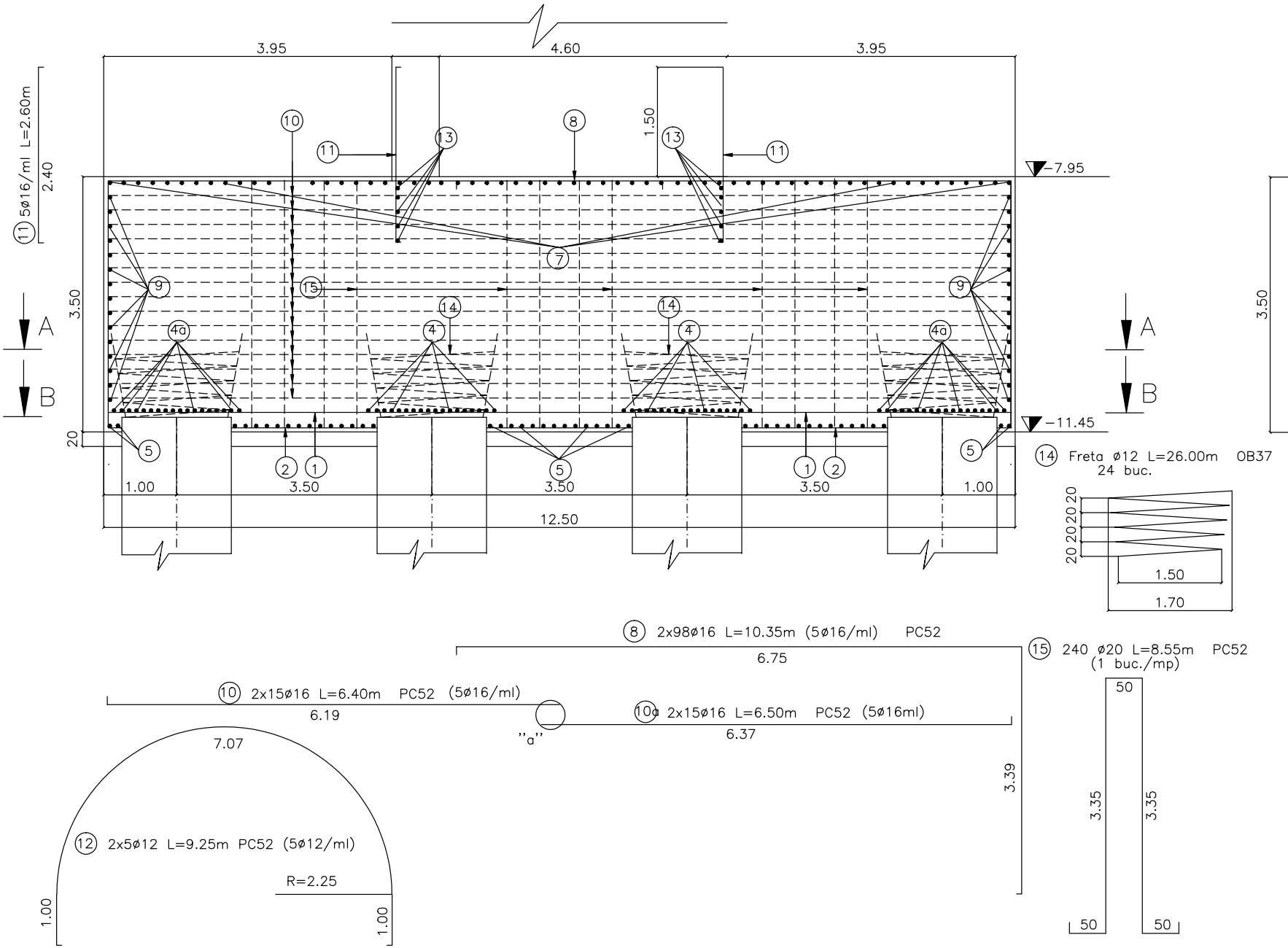
3.95
4.60
3.95
⑪ 5ø16/ml L=2.60m
2.40
⑩
⑧
⑪
⑬
1.50
⑬
⑪
-7.95
⑦
3.50
⑨
⑮
⑨
3.50
⑭
⑭
A
A
4a
4
4
4a
B
B
-11.45
20
⑤
⑤
⑤
② ①
① ②
1.00
3.50
3.50
3.50
1.00
12.50
⑭ Freta ø12 L=26.00m OB37
24 buc.
20
20
20
20
20
1.50
1.70
⑧ 2x98ø16 L=10.35m (5ø16/ml) PC52
6.75
⑮ 240 ø20 L=8.55m PC52
(1 buc./mp)
⑩ 2x15ø16 L=6.40m PC52 (5ø16/ml)
6.19
"a"
⑩a 2x15ø16 L=6.50m PC52 (5ø16ml)
6.37
3.39
50
7.07
3.35
3.35
⑫ 2x5ø12 L=9.25m PC52 (5ø12/ml)
R=2.25
1.00
1.00
50
50

SECTIUNE D-D

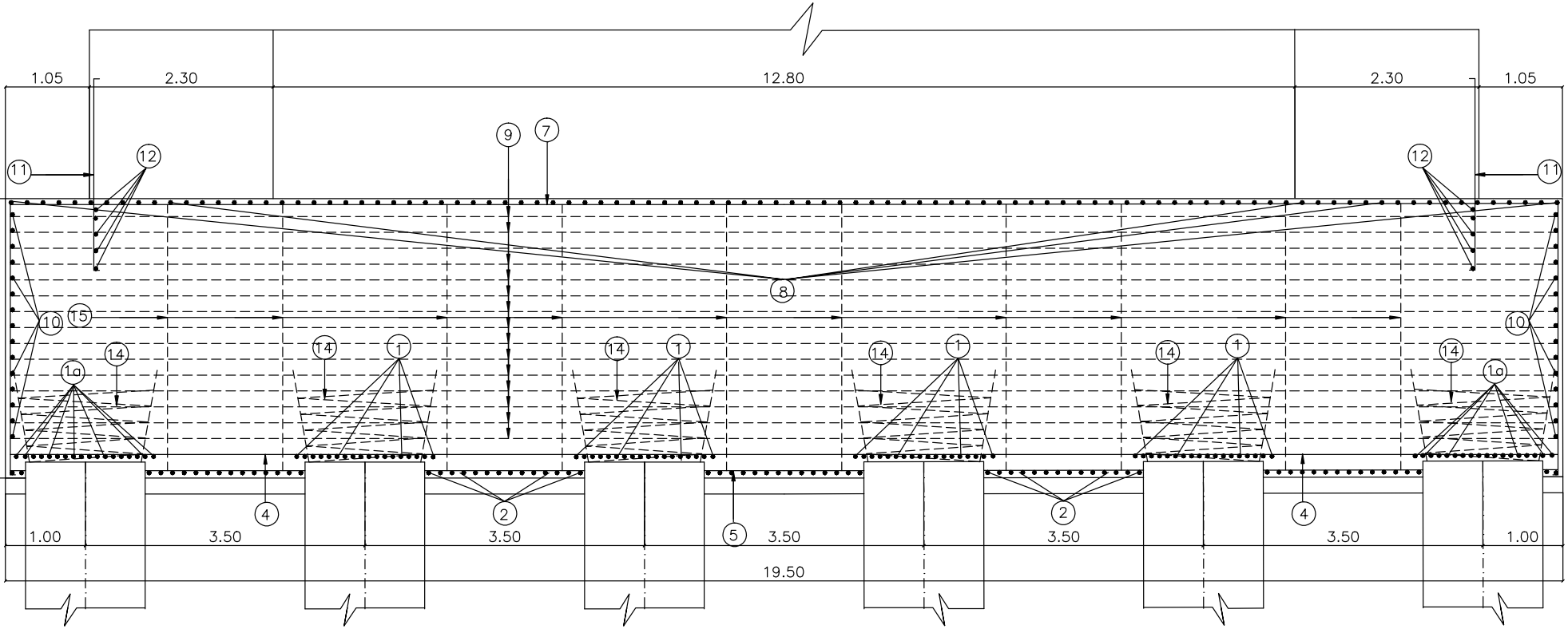
1.05
2.30
12.80
2.30
1.05
9
7
11
12
12
11
8
10
15
10
14
1a
14
1
14
1
14
1
14
1
14
1a
4
2
5
2
4
1.00
3.50
3.50
3.50
3.50
3.50
1.00
19.50

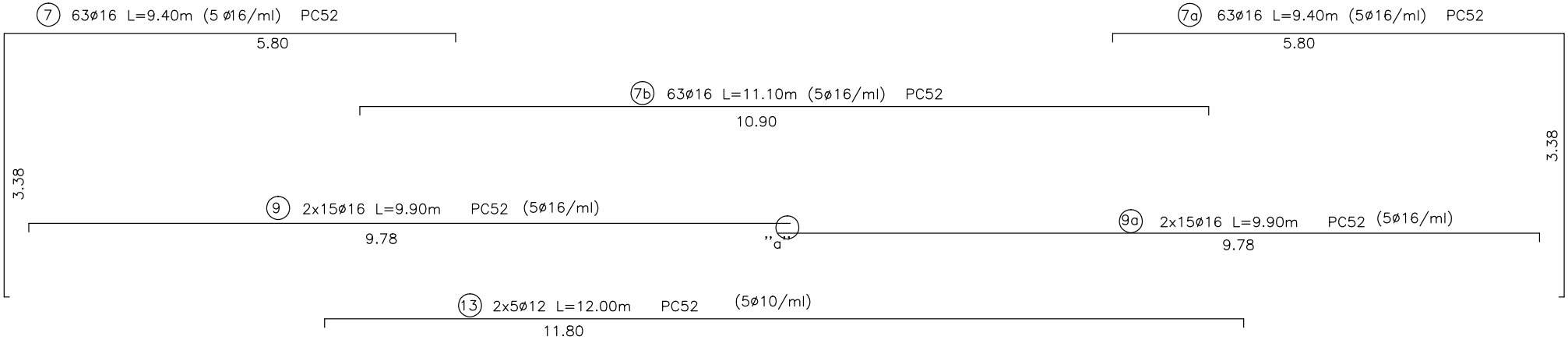
⑦ 63ø16 L=9.40m (5 ø16/ml) PC52
5.80
7a 63ø16 L=9.40m (5ø16/ml) PC52
5.80
7b 63ø16 L=11.10m (5ø16/ml) PC52
10.90
3.38
3.38
⑨ 2x15ø16 L=9.90m PC52 (5ø16/ml)
9.78
"a"
9a 2x15ø16 L=9.90m PC52 (5ø16/ml)
9.78
⑬ 2x5ø12 L=12.00m PC52 (5ø10/ml)
11.80

SECTIUNE A—A

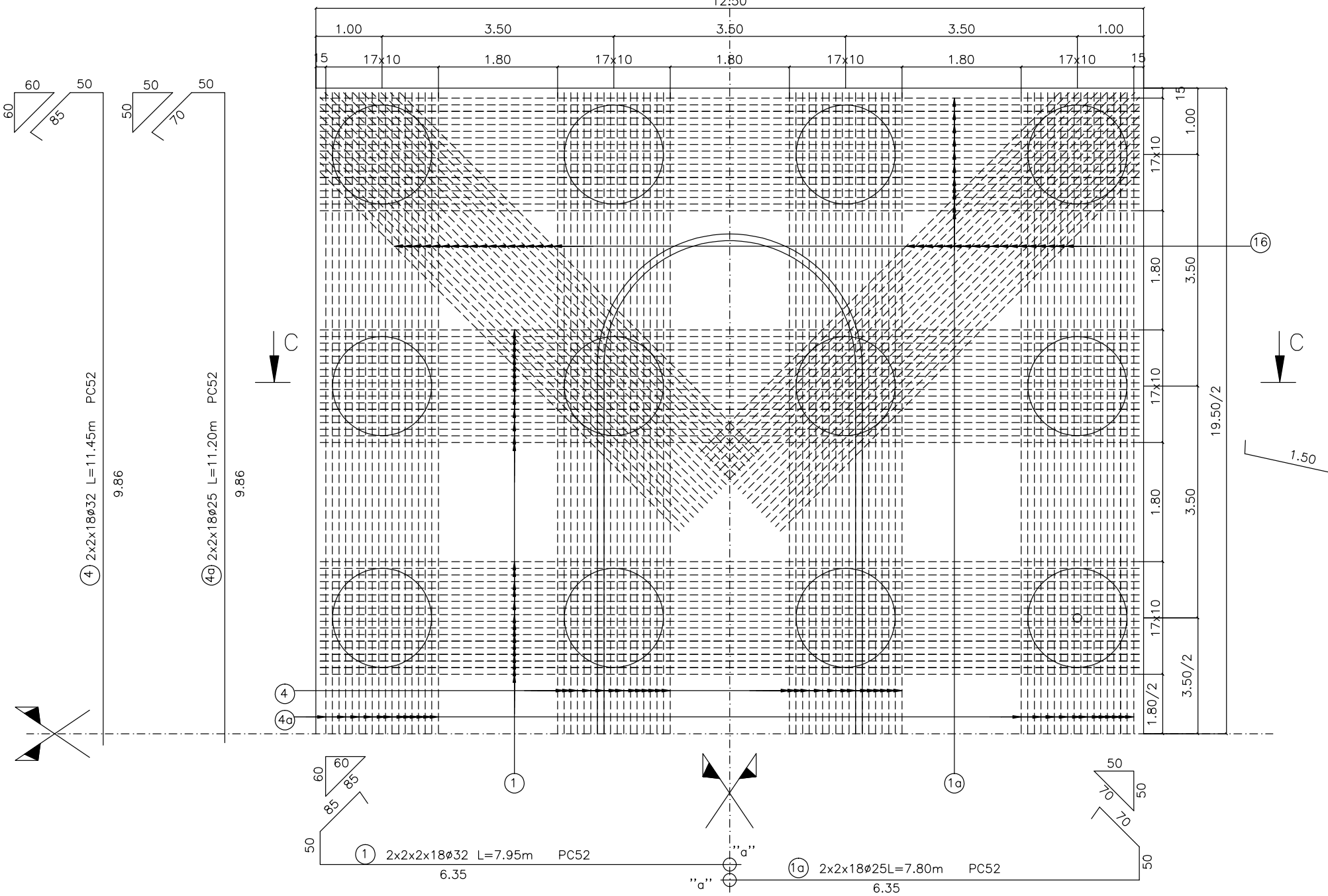

12.50
1.00
3.50
3.50
3.50
1.00
15
17x10
1.80
17x10
1.80
17x10
1.80
17x10
15
60
50
60
85
50
50
50
70
15
1.00
17x10
1.80
3.50
16
C
C
17x10
19.50/2
1.50
1.80
3.50
17x10
3.50/2
1.80/2
4 2x2x18ø32 L=11.45m PC52
9.86
4a 2x2x18ø25 L=11.20m PC52
9.86
4
4a
60
60
85
85
50
1
1a
50
70
50
70
50
1 2x2x2x18ø32 L=7.95m PC52
6.35
"a"
"a"
1a 2x2x18ø25L=7.80m PC52
6.35

SECTIUNE B–B

BETON – C25/30
CONCRETE
ARMATURA – S255, S235
REINFORCING BAR
ACOPERIRE – min. 5cm
COVERING

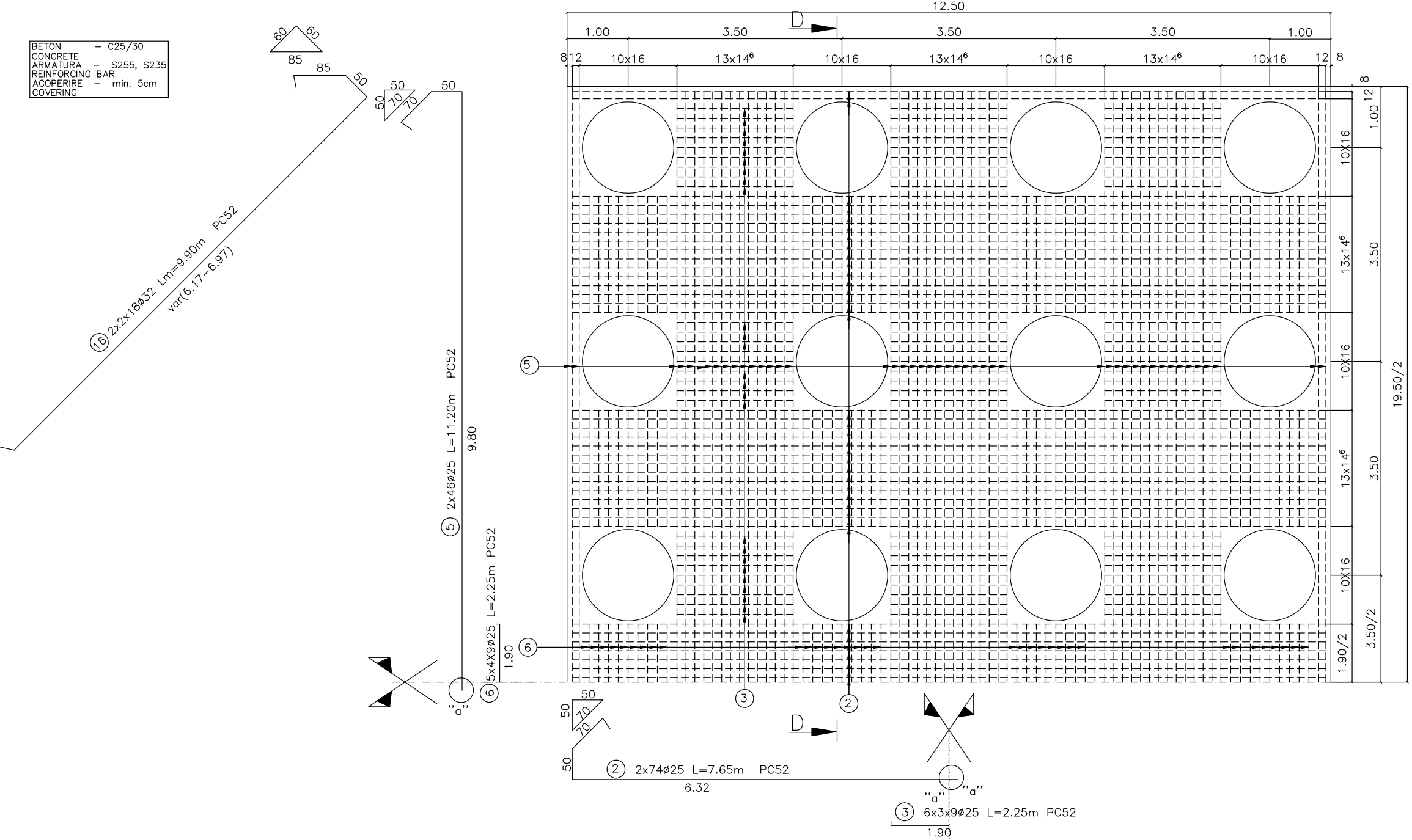
12.50
1.00
3.50
3.50
3.50
1.00
8
12
10x16
13x14^6
10x16
13x14^6
10x16
13x14^6
10x16
12
8
D
D
8
12
1.00
10x16
13x14^6
3.50
10x16
19.50/2
13x14^6
3.50
10x16
3.50/2
1.90/2
60
60
85
85
50
50
70
70
50
50
⑯ 2x2x18ø32 Lm=9.90m PC52
var(6.17–6.97)
⑤ 2x46ø25 L=11.20m PC52
9.80
⑥ 5x4x9ø25 L=2.25m PC52
1.90
⑤
⑥
③
②
"a"
50
50
70
70
50
② 2x74ø25 L=7.65m PC52
6.32
"a"
"a"
③ 6x3x9ø25 L=2.25m PC52
1.90

MASURATOAREA OTELULUI BETON NECESAR PENTRU ARMAREA RADIERULUI

Marca	Diametrul	Bucati asemenea	Lungimi Totale						
				OB 37	PC 52				
			Partiale	S 255	S 355	S 345			S 335
				ø12	ø12	ø16	ø20	ø25	ø32
1	32	144	7.95						1144.80
1a	25	72	7.80					561.60	
2	25	148	7.65					1132.20	
3	25	162	2.25					364.50	
4	32	72	11.45						824.40
4a	25	72	11.20					806.40	
5	25	92	11.20					1030.40	
6	25	180	2.25					405.00	
7	16	63	9.40			592.20			
7a	14	63	9.40			592.20			
7b	14	63	11.10			699.30			
8	16	196	10.35			2028.60			
9	16	30	9.90			297.00			
9a	16	30	9.90			297.00			
10	16	30	6.40			192.00			
10a	16	30	6.40			192.00			
11	16	250	2.60			650.00			
12	12	10	9.25		92.50				
13	12	10	12.00		120.00				
14	12	24	26.00	624.00					
15	20	240	8.55				2052.00		
16	32	72	9.90						712.80
Lungimi pe diametru				624.00	212.50	5546.30	2052.00	4300.10	2682.00
Greutate pe ml.				0.888	0.888	1.578	2.470	3.853	6.313
Greutate pe diam.				554	189	8752	5068	16568	16932
Total pe calitate				554	47509				
TOTAL	48052								
Sudura 2%.(kg)	961								
Pierderi 5%.(kg)	2402								
GREUTATE TOTALA(kg)	51500								

PENTRU 2 RADIERE: 2x51500 kg =103000 kg

NOTA

1.Prezentul plan s-a intocmit in conformitate cu planul de cofraj EA5101E06BBPV00420101, EA5101E06BBPV00420111.
2.Innadirea barelor prin sudura, se va face in
3.Armarea coloanelor este cuprinsa in planul EA5101E06BBPV00420150.
4.Betonul din radier se va turna prin pompare.
5.La punerea in opera a betonului turnat prin pompare se vor lua toate masurile in asa fel incat:
-procesul de pompare sa se desfasoare continu fara intreruperi;
-turnarea sa se faca in 3(trei) puncte si sa dureze max 6 ore;
-inaltimea libera de cadere a betonului sa fie de max 0.5m;
-betonul se va turna in straturi de max. 40cm grosime, pentru a permite o buna vibrare.
-betonul sa fie bine compactat prin vibrare.

NOTE:

1.This drawing was drawn up according to the shuttering plan EA5101E06BBPV00420101, EA5101E06BBPV00420111.
2.The bars will be joined by welding according to "Norm C28 – 83".
3.The column reinforcing can be found in drawing EA5101E06BBPV00420150.
The concrete in the raft will be cast by pumping.
4.During pumped concrete placement, all measures will be taken so that:
-the pumping process will be continuous, without any interruption;
-the concrete will be cast in 3 (three) points and will last max. 6 hours;
-the free falling height of concrete will be max. 0.5m;
-the concrete will be cast in max. 40 cm thick layers to allow good vibration;
-the concrete will be well-compacted by vibration.

DETALIUL "a"
INADIREA BARELOR DIN OTEL PC 52 PRIN SUDARE MANUALA CU ARC ELECTRIC

Sc. 1:5

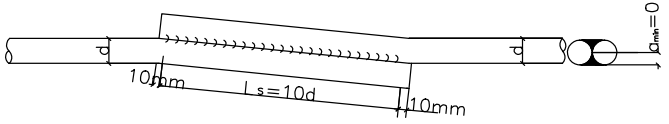
d
d
10mm
Ls=10d
10mm
a_{min}=0.24d

Innadire prin suprapunere, cusatura pe ambele parti cu cusatura de racordare la barele necoaxiale ø>20, conf. C28/83.

Se interzice copierea, difuzarea, imprumutarea sau utilizarea in alte scopuri, fara permisiunea Arex Lider Company ca proprietar al desenului.
This drawing is forbidden to be copied, lent or used in other purposes than those previously approved by Arex Lider Company as its owner.

D					
C					
B					
A					
Indice Index	Data Date	Modificare Modification/Revision	Proiectant Designer	Aprobat Consultant Approved Consultant	Aprobat CFR Approved CFR

GUVERNUL ROMANIEI
ROMANIAN GOVERNMENT

PROIECT FINANȚAT DE UNIUNEA EURO
EUROPEAN UNION FINANCED P

CLIENT / CLIENT

C.N.C.F. "C.F.R." - S.A.

ITALFERR
GRUPPO FERROVIE DELLO STATO
Joint Venture leader

Scott Wilson

OBERMEYER
PLANEN + BERATEN GmbH

TECNIC
Consulting Engineers

CONSULTANT / CONSULTANT

			Data Date	Semnături Signature
Aprobat Approved	Şef proiect Project manager	R. Liuzza	03.2012	
Aprobat Approved	Coordonator Secțiune 1 Section 1 Coordinator	C. Gambelli	03.2012	
Verificat Checked	Expert Cheie Checking Expert	V. Kallidromitis	03.2012	VK

SUBCONTRACTANT / SUBCONTRACTOR AREX Lider COMPANY

Aprobat Approved	Responsabil Subconsultant Subconsultant Responsible	A.Stanciu - Dinulescu	03.2012	
Întocmit Elaborated	Proiectant Designer	Maria Campan	03.2012	

Reabilitarea liniei de cale ferata Braşov - Simeria, parte componentă a coridorului IV Pan European, pentru circulația trenurilor cu viteza maximă de 160 km/h,
Tronsonul : Braşov - Sighişoara
Rehabilitation of the railway line Braşov - Simeria, component Part of the IV Pan-European Corridor, for the trains circulation with maximum speed of 160 km/h,
Section : Braşov - Sighişoara

Proiect/Project
2004/RO/16/P/PA/003

Faza / Phase:
D.E. / E.D.

Denumire desen / Drawing Title : INTERVAL / SECTION BOD - FELDIOARA
Viaduct Km 189+707.180 -
L=18.00m+3x45.00m+18.00m -
Plan armare radier pilele 2, 3
Plan for raft reinforcement -cells 2, 3

Codificare / Codification System	Scara / Scale 1:50	LOT / LOT	Nr. / No 01 / 01

EA51 01 E 06 BB PV 00 4 2 017 0

297x2150