ARMAREA ELEVATIEI /REINFORCEMENT OF THE ELEVATION

VEDERE A–A / A–A VIEW

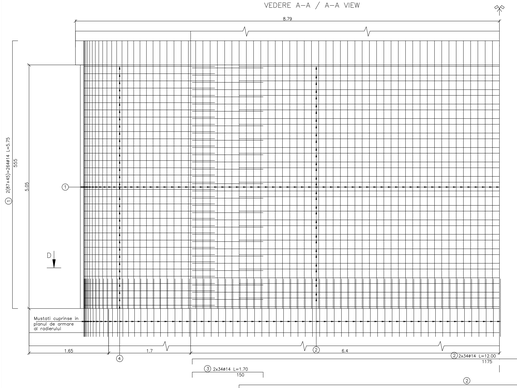

VEDERE B–B / B–B VIEW

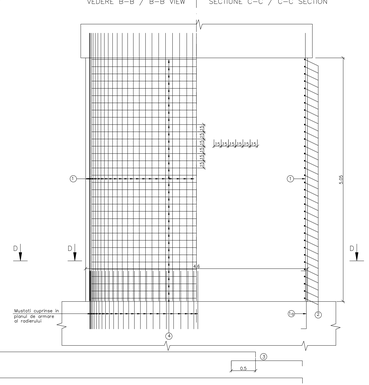

SECTIUNE C–C / C–C SECTION

VEDERE D–D / D–D VIEW

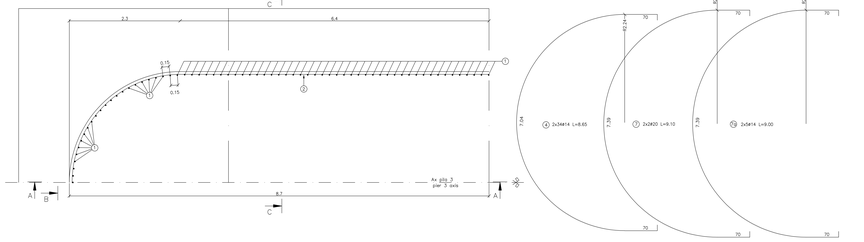

ARMAREA CUZINETILOR SI A BANCHETEI CUZINETILOR /REINFORCEMENT OF THE CUSHION AND OF THE

VEDERE E–E / E–E VIEW

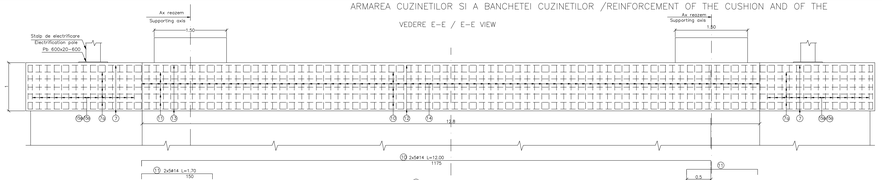

VEDERE IN PLAN F–F / F–F PLAN VIEW

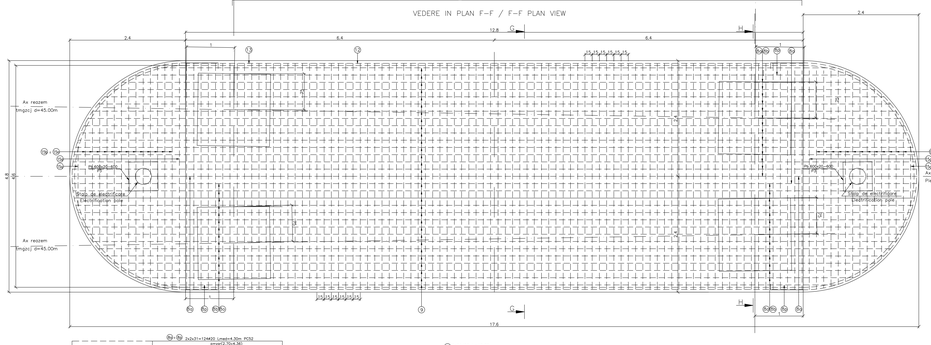

Variatia lungimilor pentru marca (5) - (8) #20

Marca	5a	5b	5c	5d	5e	5f	5g	5h	5i	5j	5k	5l	5m	5n
Nr.	1	2	3	4	5	6	7	8	9	10	11	12	13	14
L	12.65	12.40	12.15	11.90	11.65	11.40	11.15	10.90	10.65	10.40	10.15	9.90	9.65	9.40
L	12.65	12.40	12.15	11.90	11.65	11.40	11.15	10.90	10.65	10.40	10.15	9.90	9.65	9.40

L_{Total}=2.16m L_{Total}=2.19m L_{Total}=4.30m

DETALIUL "a"

Placuta pentru presa
scara 1:25

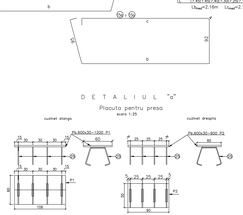

PLACUTE PENTRU PRESE

	Denumirea materialului	Bucăți	Dimensiuni Section			Greutatea Weight			
			Grosime Thickness	Lățime Width	Lungime Length	Kg/bucă Kg/Pc	Kg/ml Kg/m	Total Kg	Total Kg
P1	Placuță Placuta	2	600x30	900	1200	141.30	127.17	254	254
P2	Placuță Placuta	2	600x30	900	900	141.30	127.17	254	254
						Total placuțe Total placuta		508	508
						Total placuțe Total placuta		0.5 t	0.5

SECTIUNE G–G / G–G SECTION

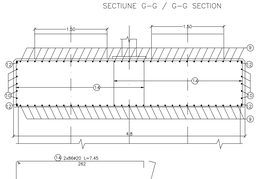

SECTIUNE H–H / H–H SECTION

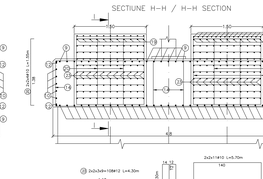

SECTIUNE I–I / I–I SECTION

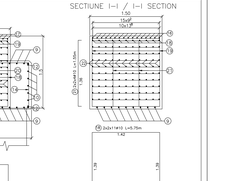

EXTRAS DE ARMATURA PENTRU PILA I (CAMPINA)
MEASURING OF THE REINFORCEMENTS

M	Ø	B	Lbrt	PC52 Ø12	PC52 Ø12	PC52 Ø14	PC52 Ø16	PC52 Ø20
1	14	264	5.70			1510.00		
2	14	68	12.00			816.00		
3	14	68	1.70			115.60		
4	14	68	2.25			153.00		
5	20	4	9.10					36.40
7a	14	10	9.00			90.00		
8a/8b	20	124	4.30					533.20
9	20	62	10.30					638.60
10	14	10	12.00			120.00		
11	14	10	17.00			17.00		
13	20	4	1.70					68.00
13	20	4	1.85					7.80
14	20	86	7.45					640.70
15a/15c	20	60	8.60					390.00
18	16	64	2.25				144.00	
17	16	64	2.25				144.00	
19	10	44	5.75	253.00				
20	10	16	1.85	29.60				
20	10	16	1.85	29.60				
21	10	16	1.55	24.80				
22	12	108	5.25		567.00			
23	12	108	5.25		567.00			
26	12	1	1.25				13.75	
26	12	11	3.55		33.60			
27	12	48	1.45		69.60			
27	12	48	1.45		69.60			
27a	12	48	1.20		57.60			
28	12	36	0.90		32.40			
28a	12	28	0.90		25.20			
29	12	4	4.05		16.20			
30	12	4	3.55		14.20			
30	12	4	3.55		14.20			
34	12	8	3.55		28.40			
31	12	20	2.85		57.00			
32	12	16	3.10		49.40			
33	12	16	0.90		14.40			
34	12	8	3.55		28.40			
LUNGIMEA				553.40	1643.70	3284.80	301.70	2284.70
GREUTATEA (kg)				0.617	0.888	1.208	1.578	2.466
GREUTATEA				341	1459	3964	476	5635
GREUTATI PE TIP DE OTEL						11530		
Pentru 5%						585		
TOTAL GENERAL						12425 kg		

Beton: – C25/30 in elevatiile stilpilor
Concrete: in the elevation of rifle abutment
– C35/45 in uzinetul si in banketa uzinetilor
in the cushion and cushions bench
Armatura: – S355, PC52
Reinforcement:
Stratul de acoperire: – min. 4cm expunere in aer/air exposed
Concrete cover

NOTA

Pentru menținerea poziției corecte in timpul betonarii, se vor monta distanțeri minim 4buc./m².
Distanțerii trebuie legati cu sorma de carcasa de armatura.

NOTA

In order to maintain the correct position during concreting, minimum 4pcs./m² distance pieces shall be mounted.
The distance pieces shall be connected to the reinforcing framework, using wire.

Se interzice copierea, difuzarea, imprumutarea sau utilizarea in alte scopuri, fara permisiunea Ares Liber Company cu proprietar al desenului.
This drawing is forbidden to be copied, lent or used in other purposes than those previously approved by Ares Liber Company as its owner.

Index Index	Data Date	Modificare Modification/Revision	Proiectant Designer	Aprobat Consultant Approved Consultant	Aprobat CFR Approved CFR
D					
C					
B					
A					

GUVERNUL ROMANIEI ROMANIAN GOVERNMENT

PROIECT FINANTAT DE UNIUNEA EUROPEANA EUROPEAN UNION FINANCED PROJECT

C.N.C.F. "C.F.R." - S.A.

CLIENT / CLIENT

ITALFERR GRUPPO FERROVIE DELLO STATO
Joint venture leader

OBERMEYER HYDRO + WATER Joint Venture

TECNIC Consulting Engineers

CONSULTANT / CONSULTANT

	Name Nume	Date Data	Semnatura Signature
Author Autor	Bel Lucian	02.2012	
Project manager Manager proiect	R. Liuzza	02.2012	
Contributor Contribuitor	Constantin Gerasim / Constantin Ion	02.2012	
Verificator Verificator	C. Carnioli	02.2012	
Technical Director Director tehnic	V.Vulcănescu	02.2012	
Checker Verificator	Cristina Enjar	02.2012	

SUBCONTRACTANT / SUBCONTRACTOR

ARES

	Name Nume	Date Data	Semnatura Signature
Author Autor	Alexandra Eduardovici / Alexandra Bondoc	A. Drăcenu Stanciu	02.2012
Project Manager Manager proiect	Florentina Ungureanu	Marta Campan	02.2012

Reabilitarea linei cu cale ferata Brașov – Simeria, pentru componentele a coridorului IV Pan European, Secțiunea Brașov – Sighișoara, lucrarea de la 180 km/h.
Traversarea Brașov – Sighișoara
Rehabilitation of the railway line Brașov – Simeria, component Part of the IV Pan-European Corridor, for the trains circulation speed increased to 180 km/h.
Section: Brașov – Sighișoara

Proiect/Project
(numar/cod/number)

Faza / Phase:
P.Th. / T.D.

Demumirea obiect / Drawing Title : Interval Bod Fundoare
POD / BRIDGE km 158+707,18 -0.2,C.C.D.B. D=18.00m+2x45.00m+18.00m

ARMAREA PILELOR 2 SI 3
PIERS 2 AND 3 REINFORCEMENT

Codificare / Codification System: E A S 1 0 1 E 0 6 B C P V 0 0 4 2 0 1 4 0

Seria / Series: 180 | Lot / Lot: | Nr / No: 01.01